




JOHN DEERE

Parts Catalog


MODEL L TRACTOR

PC150




19846

JOHN DEERE MODEL "L" TRACTOR
Serial No. (L621000-L624999)




19845

JOHN DEERE MODEL "L" TRACTOR
Serial No. (L6250000-L639999)



*JOHN DEERE MODEL "L" TRACTOR
Serial No. (L640000-)*



*Right Side View
JOHN DEERE MODEL "L" TRACTOR
Serial No. (L640000-)*

ORDERING JOHN DEERE PARTS FROM THE BRANCH HOUSE

PART AND KEY NUMBERS

1. Order by part numbers **exactly** as shown in catalog including prefix and suffix letters. Be especially cautious when ordering such items as lock washers, rivets, bolts, and other hardware.
2. Key numbers should not be listed. They are used only as reference between illustrations and parts lists.
3. When ordering parts for carburetors, generators, magnetos, etc., in addition to including a short description of the part, include name of unit, as for example—"Wico Magneto," "Hercules Engine," etc.
4. When ordering items not on hand or regularly carried in stock, be sure to check machine and vintage (date or serial number) information.

USE OF PARTS CATALOG INDEX

1. Use index in front of each catalog to locate groups of parts such as axles, beams, cylinders, etc.
2. To locate information on individual part numbers, use numerical index in back of catalog (printed on yellow pages.)
3. Orders for parts should never be made up from information in numerical index—always refer to illustration and parts list pages.

WRITING UP ORDERS

1. To insure quick service, use Standard Parts Order Blanks furnished by branch house. (You may assign your own order number to be used as reference.)
2. Order parts separately from whole goods.
3. Correspondence should be separate from orders for parts.
4. List part numbers in alphabetical and numerical sequence by factory lines (which can be determined by the last suffix letter after each part number.)
5. Write or print information on orders plainly.

SHIPPING INFORMATION

1. Specify how goods are to be shipped—whether by Freight (specify routing), Truck (specify carrier), Express, Air Express, Parcel Post, or Air Parcel Post.
2. Telegraph orders should give shipping instructions. Shipment will be made by Express or Parcel Post unless otherwise specified.
3. Send order to branch house. Do not order directly from factory.

IF NO PART NUMBER OR DESCRIPTION IS AVAILABLE

If part number cannot be located, send a sketch or return the broken part (shipping charges prepaid) to the branch house. Give the branch house parts department all information available concerning the name of the machine, age or serial number, location and description of part or numbers of adjacent parts, so new part can be identified and shipped quickly.

INDEX

For those who are familiar with the nomenclature of the tractor, an index appears on pages 5 and 6.

AN EXPLANATION OF SERIAL NUMBER LISTING

Serial number information given on any page is applicable only to parts listed and illustrated on that page.

When the parentheses include only the dash (-)
the part is used on all machines.

When a serial number appears before the dash (L000000-)
the part was introduced with that serial number and
is still being used.

When a serial number appears after the dash (-L500000)
the part was used up to that serial number but was
not used after that serial number.

When serial numbers appear both before and after
the dash (L000000- 500000)
the part was used beginning with the first serial
number, but was not used after the second serial
number.

INDEX

	Page	
	Serial No. (-L639999)	Serial No. (L640000-)
Air Cleaner Assembly.....	34	35
Axle, Front.....	70-71	72-73
Battery Mounting and Cables.....		43
Bearing Inserts, Front and Rear Main.....	12	14-15
Belt, Fan.....	31	32-33
Belt Pulley Attachment.....	77	77
Block, Cylinder.....	8-9	10-11
Bolt, Carriage.....	85	85
Bolt, Machine.....	84-85	84-85
Brake Assembly.....	64	65
Bushing, Camshaft.....	8-9	10-11
Cables, Battery.....		43
Cables, Magneto.....	44-45	46-49
Camshaft, Valves, and Associated Parts.....	18	19
Cap, Gasoline.....	40-41	42
Cap, Radiator.....	31	32-33
Cap, Screws.....	83-84	83-84
Carburetor.....	36-37	38-39
Choke Control.....	36-37	38-39
Clamp, Water Hose.....	31	32-33
Cleaner, Air.....	34	35
Clutch and Flywheel Assembly.....	22-23	24
Clutch Housing Assembly.....	22-23	24
Connecting Link, Governor.....	27	28-29
Connecting Rods.....	12	14-15
Cooling Fan, Radiator, and Associated Parts.....	31	32-33
Cover, Front Gear.....	8-9	10-11
Cover, Valve.....	8-9	10-11
Crank, Starting.....	12	14-15
Crankshaft, Connecting Rods, Pistons, and Associated Parts.....	12	14-15
Cylinder Block and Associated Parts.....	8-9	10-11
Cylinder Head, Muffler, and Associated Parts.....	16	17
Decalcomania Sets.....	79-80	81
Differential Assembly.....	60-61	62-63
Disk, Clutch.....	22-23	24
Drawbar Assembly.....	76	76
Engine Housing.....	40-41	42
Exhaust Manifold.....	8-9	10-11
Facings, Clutch.....	22-23	24
Fan.....	31	32-33
Fenders.....	54-55	56-57
Final Drive Assembly.....	66	67
Flywheel, Clutch, and Clutch Housing Assembly.....	22-23	24
Frame, Tractor.....	54-55	56-57
Front and Rear Wheels and Associated Parts.....	74	75
Front Axle.....	70-71	72-73
Fuel Tank, Fuel Filter, and Engine Housing.....	40-41	42
Gasket, Cylinder Head.....	16	17
Gasket, Carburetor Bowl.....	36-37	38-39
Gasket, Governor.....	27	28-29
Gasket, Manifold.....	8-9	10-11
Gear, Camshaft.....	18	19
Gear, Crankshaft.....	12	14-15
Gear, Idler Shaft.....	12	14-15
Gears, Transmission-Differential.....	60-61	62-63
Generator.....		50-51
Governor.....	27	28-29
Guard, Propeller Shaft.....	58	59

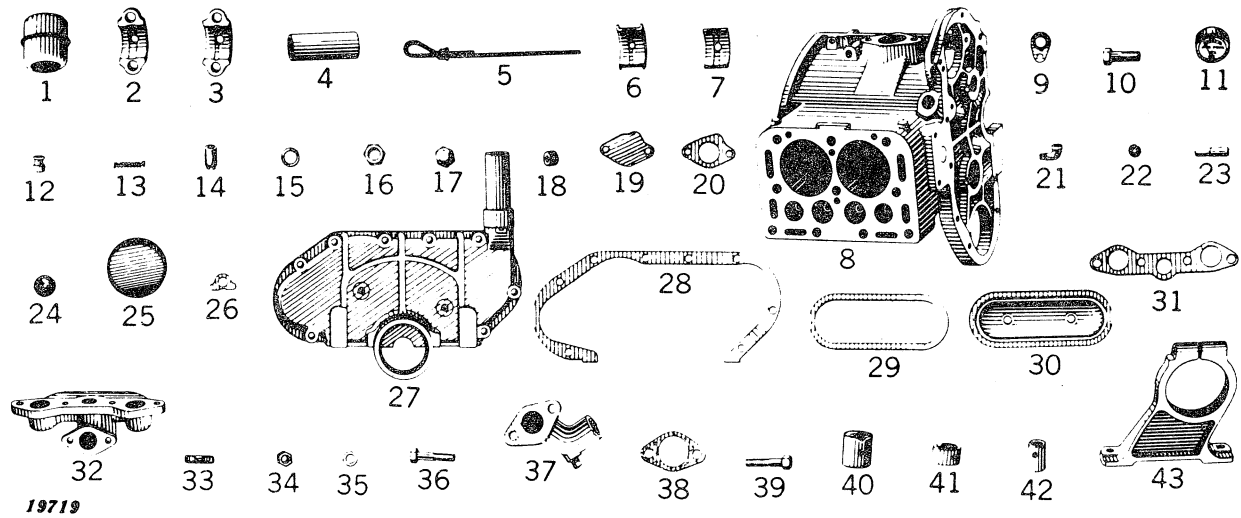


INDEX—Continued

	Page	
	Serial No. -L639999)	Serial No. (L640000-
Hardware Section	83-87	83-87
Hexagon Nuts	86	86
High Transport Speed Attachment	78	78
Hose, Air Cleaner	34	35
Hose, Radiator	31	32-33
Hubcap	74	75
Hub, Fan	31	32-33
Lights, Switch, Battery Mounting and Cables		43
Line, Fuel	40-41	42
Lines, Engine Oil Pump	25	26
Lock Washers	87	87
Lubricating Oil Pump and Oil Lines	25	26
Magneto, AL2227T, and Cables	44-45	
Magneto, AL2908T, and Cables		46-47
Magneto, AL20274T, and Cables		48-49
Manifold, Exhaust	8-9	10-11
Motor, Starting		52-53
Muffler	16	17
Nuts, Hexagon	86	86
Oil Pan and Associated Parts	20	21
Pan, Flywheel	20	21
Pan, Oil	20	21
Pin, Cotter	85	85
Pipe, Fittings	87	87
Pistons	12	14-15
Pressure Plate, Clutch	22-23	24
Propeller Shaft, Guard, and Associated Parts	58	59
Pulley, Belt	77	77
Pump, Lubricating Oil	25	26
Radiator	31	32-33
Ring, Piston	12	14-15
Rod, Connecting	12	14-15
Rod, Governor Control	27	28-29
Screw, Cap	83-84	83-84
Screw, Machine	84-85	84-85
Seat, Frame, and Fenders	54-55	56-57
Shaft, Final Drive	66	67
Shaft, Input, Transmission	60-61	62-63
Shaft, Pinion, Transmission	60-61	62-63
Shaft, Propeller	58	59
Spark Plugs	16	17
Starting Motor		52-53
Steering Gear Assembly	68	69
Support, Engine House	40-41	42
Support, Fuel Tank	40-41	42
Tank, Fuel	40-41	42
Transmission-Differential Assembly	60-61	62-63
Valve Cover	8-9	10-11
Valve, Exhaust	18	19
Valve, Intake	18	19
Washers, Lock	87	87
Washers, Plain	87	87
Wheels, Front and Rear	74	75

MEMORANDA

CYLINDER BLOCK AND ASSOCIATED PARTS
 Serial No. —L639999



CYLINDER BLOCK AND ASSOCIATED PARTS

Serial No. (-L639999)

Key	Part No.	Serial No.	Description
1	(AL 2137 T	(-L639999)	Sub. AM669T
	(AM 669 T	(-L639999)	Cap, Breather
2	AL 2144 T	(-L639999)	Cap, Front, Main Bearing
3	AL 2145 T	(-L639999)	Cap, Rear, Main Bearing
4	AL 2422 T	(-L639999)	Tube, Breather
5	AL 2722 T	(-L639999)	Gauge, Bayonet Oil with Felt Washer
6	AL 742 T	(-L639999)	Bearing, Rear Main
7	AL 741 T	(-L639999)	Bearing, Front Main
8	AL 2151 T	(-L624999)	Block, Cylinder (3" Bore Standard Hercules) with Camshaft Bearings and Idler Shaft Bearings, Less Crankshaft Bearings
	AL 2346 T	(L625000-L639999)	Block, Cylinder (3-1/4" Bore Standard Hercules) with Camshaft Bearings and Idler Shaft Bearings, Less Crankshaft Bearings
	AL 20177 T	(L625000-L639999)	Kit, Replacement Parts Rebore (3-1/4" Hercules Consisting of Welch Plug, Cupped Plug, Manifold Studs, Magneto Studs, Valve Guides, Camshaft Front and Rear Bushing and Idler Shaft Bushing)
	AL 20178 T	(L625000-L639999)	Kit, Cylinder Block Rebore (3-1/4" .020" Oversize Hercules Consisting of Piston w/Pin, Bushings, Compression and Oil Rings, .020", Set of Gaskets, Crankshaft, Cork and Seal Assembly, Crankshaft Oil Seal)
	AL 20261 T	(L625000-L639999)	Kit, Cylinder Block Rebore (3-1/4" .040" Oversize Hercules Consisting of Piston w/Pin, Bushings, Compression and Oil Rings, .040", Set of Gaskets, Crankshaft, Cork and Seal Assembly, Crankshaft Oil Seal)
9	L 689 T	(L625000-L639999)	Cover, Timing Hole
10	L 745 T	(-L639999)	Screw, Cap, Main Bearing Cap Attaching (4 used)
11	(AL 2948 T	(-L634299)	Gauge, Oil Pressure
	(AL 2811 T	(L634300-L639999)	
12	L 751 T	(-L639999)	Piston, Oil Pressure Regulating
13	L 752 T	(-L639999)	Spring, Oil Pressure Regulating
14	L 753 T	(-L639999)	Screw, Oil Pressure Regulating
15	L 754 T	(-L639999)	Gasket, Oil Pressure Regulating (2 used)
16	L 755 T	(-L639999)	Nut, Oil Pressure Regulating
17	L 815 T	(-L639999)	Nut, Acorn Type, Oil Pressure Screw Covering
18	(L 877 T	(-L627334)	Sub. 15H277T
	(15H 277 T	(-L627334)	Plug, Pipe in Valve Compartment, 1/2"
19	L 878 T	(-L625500)	Cover for Blank Hole
20	L 879 T	(-L625500)	Gasket for Blank Hole Cover
21	(L 1189 T	(-L639999)	Sub. 15H197R
	(15H 197 R	(-L639999)	Elbow, Oil Pressure Gauge
22	L 4256 T	(-L639999)	Washer, Felt, Bayonet Oil Gauge
23	L 749 T	(-L639999)	Bushing, Bayonet Oil Gauge
24	L 1196 T	(L634007-L639999)	Plug, Cupped in Ends of Cylinder Blocks (3 used)
25	L 792 T	(L634324-L639999)	Plug, Cupped, Cylinder Block, L.H. Side
26	(L 747 T	(-L639999)	Shim, Main Bearing, .002"
	(L 748 T	(-L639999)	Shim, Main Bearing, .004"
27	(AL 2432 T	(-L628443)	Cover, Gear, Oil Pan Changeover Group
	(AL 2425 T	(L628444-L639999)	Cover, Gear with Breather Pipe
28	L 791 T	(-L639999)	Gasket, Gear Cover
29	L 831 T	(-L639999)	Gasket, Valve Cover
30	L 830 T	(-L639999)	Cover, Valve
31	L 658 T	(-L639999)	Gasket, Manifold
32	(L 849 T	(-L624999)	Manifold
	(AL 635 T	(L625000-L639999)	
33	L 851 T	(-L639999)	Stud, Short, Manifold to Cylinder Block (6 Used)
34	L 852 T	(-L639999)	Nut, Brass, Manifold to Cylinder Block (4 used)
35	L 853 T	(-L639999)	Washer, Manifold to Cylinder Block (4 used)
36	(L 1065 T	(-L639999)	Sub. 19H230T
	(19H 230 T	(-L639999)	Screw, Cap, Valve Cover to Cylinder Block 3/8"
37	AL 2349 T	(-L639999)	Elbow with Plug, Water, Lower
38	L 876 T	(-L639999)	Gasket, Elbow Water, Lower
39	19H 436 T	(-L639999)	Screw, Cap, 1/2" x 1"
40	AL 785 T	(-L639999)	Bearing, Camshaft, Front
41	AL 4278 T	(-L639999)	Bearing, Camshaft, Rear
42	L 802 T	(-L639999)	Bushing, Idler Shaft
43	L 515 T	(-L639999)	Support, Engine, Front

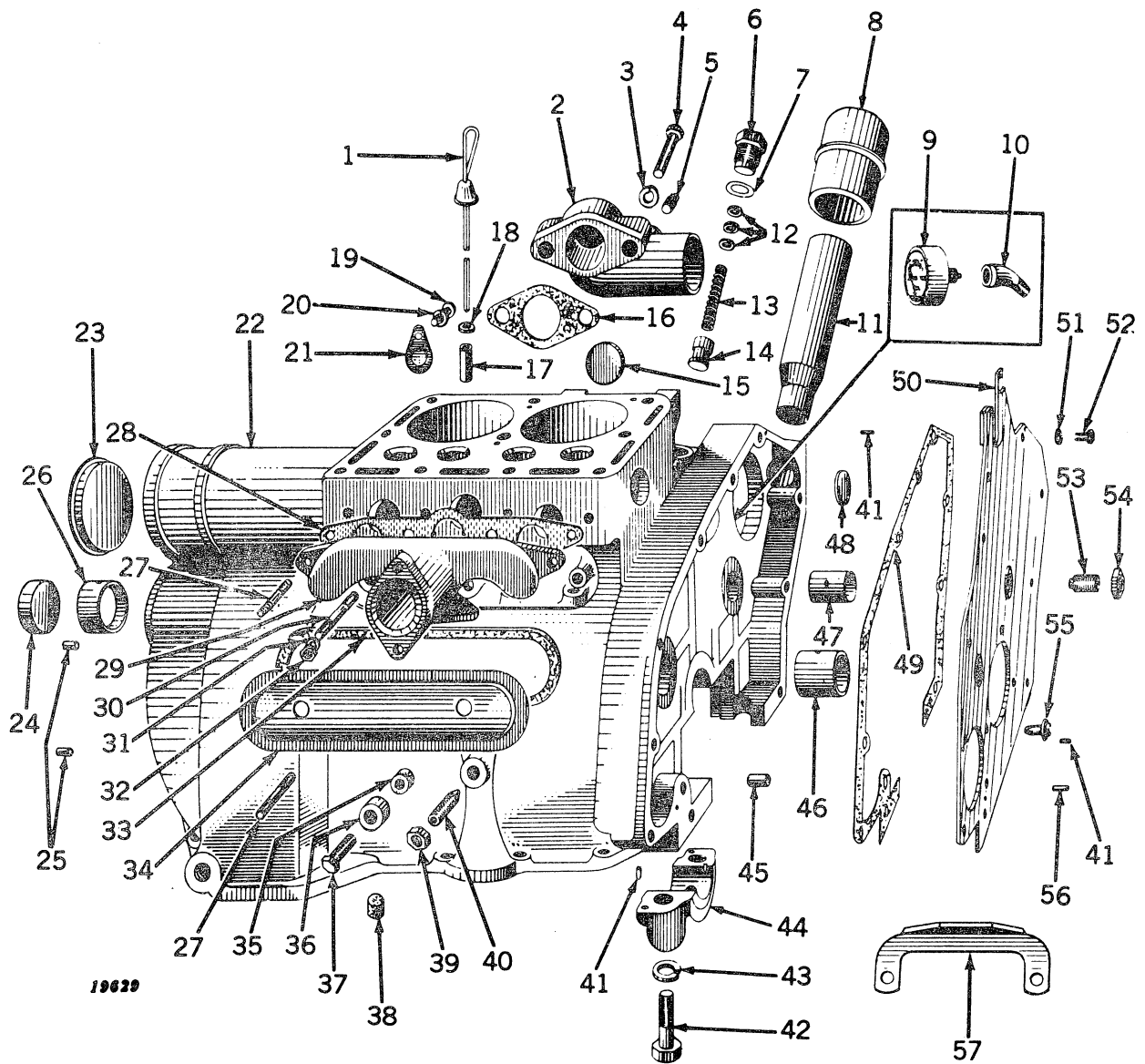
(Parts listed below are not illustrated.)

15H 566 T	(-L624999)	Plug, Oil Pressure Line (Sub. for L756T)
(L 1151 T	(-L624999)	Sub. 15H255R
(15H 255 R	(-L624999)	Plug, Pipe 3/8"



CYLINDER BLOCK AND ASSOCIATED PARTS

Serial No. (L640000-)



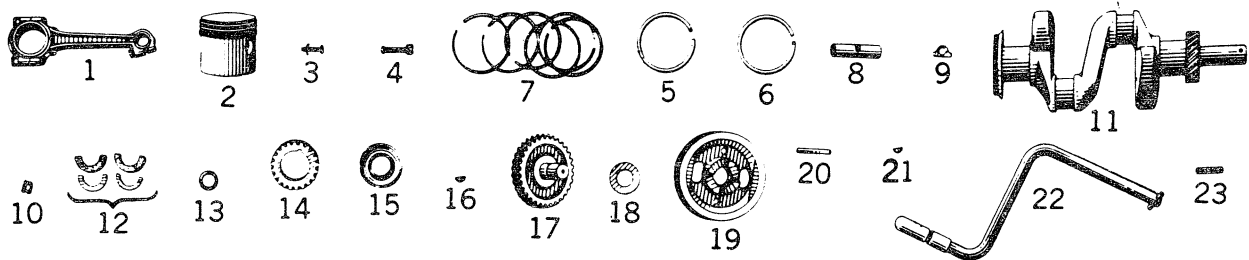
CYLINDER BLOCK AND ASSOCIATED PARTS

Serial No. (L640000-)

Key	Part No.	Serial No.	Description
1	AL 2722 T	(L640000-)	Gauge, Bayonet Oil
2	AL 2349 T	(L640000-)	Elbow with Plug, Water Inlet
3	(12H 13 R	(L640000-)	Washer, Lock, 1/2" (2 Used)
	(AA 3404 R	(L640000-)	Washer, Lock, 1/2" (Box of 50)
4	19H 467 R	(L640000-)	Screw, Cap 1/2"
5	15H 254 R	(L640000-)	Plug, Pipe, Lower Water Elbow 1/4"
6	L 4122 T	(L640000-)	Plug, Screw, Oil Pressure Regulating
7	L 754 T	(L640000-)	Gasket, Oil Pressure Regulating Screw
8	(AL 2137 T	(L640000-)	Sub. AM669T
	(AM 669 T	(L640000-)	Cap, Breather
9	AL 2811 T	(L640000-)	Gauge, Oil Pressure
10	15H 219 T	(L640000-)	Elbow, Oil Pressure Gauge
11	AL 2726 T	(L640000-)	Tube, Breather
12	L 4232 T	(L640000-L642038)	Washer, Oil Pressure Regulating (1 to 3 Used)
13	L 752 T	(L640000-)	Spring, Oil Pressure Regulating
14	L 4233 T	(L640000-)	Piston, Oil Pressure Regulating
15	L 4613 T	(L640000-)	Plug, Expansion on Side of Cylinder Block
16	L 876 T	(L640000-)	Gasket, Water Inlet Elbow
17	L 4263 T	(L640000-)	Bushing, Bayonet Oil Gauge
18	L 4256 T	(L640000-)	Washer, Felt
19	21H 588 T	(L640000-)	Screw, Machine, Timing Hole Cover, 1/4"
20	(12H 9 R	(L625000-)	Washer, Lock, 1/4"
	(AA 3400 R	(L625000-)	Washer, Lock, 1/4" (Box of 50)
21	L 689 T	(L625000-)	Cover, Timing Hole
22	AL 2871 T	(L640000-)	Block, Cylinder with Camshaft Bearing, Idler Bearings, and Set of Gaskets, Less Crankshaft Bearing Inserts
23	L 4225 T	(L640000-)	Cover, Starter Opening
24	L 4140 T	(L640000-)	Plug, Cupped, Rear of Camshaft
25	L 4126 T	(L640000-)	Pin, Dowel, Rear Oil Seal Plate to Cylinder Block (2 Used)
26	AL 4278 T	(L640000-)	Bushing, Camshaft, Rear
27	L 851 T	(L640000-)	Stud, Short, Manifold to Cylinder Block and Manifold Elbow to Manifold (4 Used)
28	L 4135 T	(L640000-)	Gasket, Manifold
29	AL 2841 T	(L640000-)	Manifold with Muffler Attaching Studs
30	L 4291 T	(L640000-)	Stud, Long, Manifold to Cylinder Block (2 Used)
31	L 853 T	(L640000-)	Washer, Manifold to Cylinder Block and Manifold Elbow to Manifold (6 Used)
32	L 852 T	(L640000-)	Nut, Brass, Manifold to Cylinder Block and Manifold Elbow to Manifold (6 Used)
33	L 831 T	(L640000-)	Gasket, Valve Cover
34	L 830 T	(L640000-)	Cover, Valve
35	L 4734 T	(L640000-)	Gasket, Valve Cover Cap Screws (2 Used)
36	L 4183 T	(L640000-)	Retainer, Gasket, Valve Cover Cap Screws (2 Used)
37	19H 211 R	(L640000-)	Screw, Cap, Valve Cover to Cylinder Block, 3/8" x 1" (2 Used)
38	L 4571 T	(L640000-)	Cork Plug upon Oil Pan Gasket
39	(L 1129 T	(L640000-)	Sub. 14H471T
	(14H 471 T	(L640000-)	Nut, Hex. Jam, Oil Pump Screw, 1/2"
40	L 4121 T	(L640000-)	Screw, Hex., Head Oil Pump to Cylinder Block, 1/2"
41	L 4128 T	(L640000-)	Pin, Dowel, Short, Main Bearing Cap and Gear Cover (4 Used)
42	L 4241 T	(L640000-)	Screw, Cap, Main Bearing Cap (4 Used)
43	(12H 14 R	(L640000-)	Washer, Lock, 9/16" (4 Used)
	(AA 3405 R	(L640000-)	Washer, Lock, 9/16" (Box of 25)
44	AL 20124 T	(L640000-)	Cap, Main Bearing (2 Used)
45	L 4266 T	(L640000-)	Bearing, Governor Shaft, Rear
46	AL 4277 T	(L640000-)	Bushing, Camshaft, Front
47	L 4179 T	(L640000-)	Bushing, Idler Shaft
48	30H 17 R	(L640000-)	Plug, Expansion on Ends of Cylinder Block, 1-1/4" (2 Used)
49	L 4134 T	(L640000-)	Gasket, Gear Cover
50	AL 2663 T	(L640000-)	Cover, Gear Assembly with 2 Thrust Screws, 3 Oil Plate Screws, and Governor Dowel Pin
51	(12H 11 R	(L640000-)	Washer, Lock, Gear Cover to Cylinder Block Screws, 3/8" (8 Used)
	(AA 3402 R	(L640000-)	Washer, Lock, Gear Cover to Cylinder Block Screws, 3/8" (Box of 50)
52	19H 207 T	(L640000-)	Screw, Cap, Gear Cover to Cylinder Block, 3/8" x 7/8" (8 Used)
53	AL 2660 T	(L640000-)	Screw, Thrust in Gear Cover (2 Used)
54	14H 344 A	(L640000-)	Nut, Hex., Jam, Thrust Screws in Gear Cover, 7/16" (2 used)
55	L 4161 T	(L640000-)	Screw, Front Oil Seal Plate to Cylinder Block (3 Used)
56	L 4129 T	(L640000-)	Pin, Dowel, Long, Gear Cover and Governor to Cylinder Block
57	L 4164 T	(L640000-)	Support, Engine, Front



CRANKSHAFT, CONNECTING RODS, PISTONS, AND ASSOCIATED PARTS Serial No. (-L639999)



19730

Key	Part No.	Serial No.	Description
1	AL 2759 T*	(-L639999)	Rod, Connecting, Complete
2	AL 2219 T	(-L624999)	Piston with Rings, Pin and Pin Bushings, 3" Standard (2 Used)
	AL 2221 T	(-L624999)	Piston with Rings, Pin and Pin Bushings, 3", .020" Oversize (2 Used)
	AL 2347 T	(L625000-L639999)	Piston with Rings, Pin and Pin Bushings, 3-1/4" Standard (2 Used)
	AL 2348 T	(L625000-L639999)	Piston with Rings, Pin and Pin Bushings, 3-1/4", .020" Oversize (2 Used)
	AL 20258 T	(L625000-L639999)	Piston with Rings, Pin and Pin Bushings, 3-1/4" .040" Oversize (2 Used)
3	AL 2760 T	(-L639999)	Screw, Clamp with Lock, Piston Pin (2 Used)
4	AL 2869 T	(-L639999)	Bolt and Nut Assembly for One Connecting Rod (2 Used)
5	L 772 T	(-L624999)	Ring, Piston, Compression, 3" Standard, (4 Used)
	L 805 T	(-L624999)	Ring, Piston, Compression, .020" Oversize, 3" (4 Used)
6	L 773 T	(-L624999)	Ring, Piston, Oil Regulating, 3" Standard (2 Used)
	L 807 T	(-L624999)	Ring, Piston, Oil Regulating, .020" Oversize, 3" (2 Used)
7	AL 2890 T	(L625000-L639999)	Rings, Piston, Set of 6, 3-1/4" Standard
	AL 2891 T	(L625000-L639999)	Rings, Piston, Set of 6, 3-1/4", .020" Oversize
	AL 20259 T	(L625000-L639999)	Rings, Piston, Set of 6, 3-1/4", .040" Oversize
8	L 770 T	(-L624999)	Pin, Piston 3" (2 Used)
	L 678 T	(L625000-L639999)	Pin, Piston, 3-1/4" (2 Used)
9	L 779 T	(-L639999)	Shim, Connecting Rod .003" (As Needed)
	L 780 T	(-L639999)	Shim, Connecting Rod .002" (As Needed)
10	L 4208 T	(-L639999)	Lock, Piston Pin, Clamp Screw (2 Used)
11	AL 2218 T	(-L639999)	Crankshaft, with Timing Gear
12	AL 2356 T	(-L629004)	Seals, Cork and Felt for Crankshaft Front (Set of 4 Pieces)
	AL 2426 T	(L628444-L639999)	Seal, Oil, Felt and Leather, Front, Rubber Band on Outside
13	L 862 T	(L628444-L639999)	Band, Rubber on Crankshaft Front Oil Seal
14	AL 766 T	(-L639999)	Gear, Crankshaft Timing
15	L 768 T	(-L639999)	Thrower, Oil, Crankshaft
16	26H 11 T	(-L639999)	Key, Woodruff, Timing Gear to Crankshaft
17	AL 2224 T	(-L639999)	Shaft, Idler with Gear and Thrust Plug
18	L 803 T	(-L639999)	Washer, Thrust, Idler Shaft
19	AL 2352 T	(-L639999)	Pulley, Fan with Attaching Pin
20	L 1174 T	(-L639999)	Sub. 25H100T
	25H 100 T	(-L639999)	Pin, Groove, Pulley to Crankshaft
21	L 1157 T	(-L639999)	Sub. 26H15T
	26H 15 T	(-L639999)	Key, Woodruff, Fan Pulley to Crankshaft
22	AL 2285 T	(-L639999)	Crank, Starting with Attaching Pin
23	M 1437 T	(-L639999)	Pin, Starting Crank

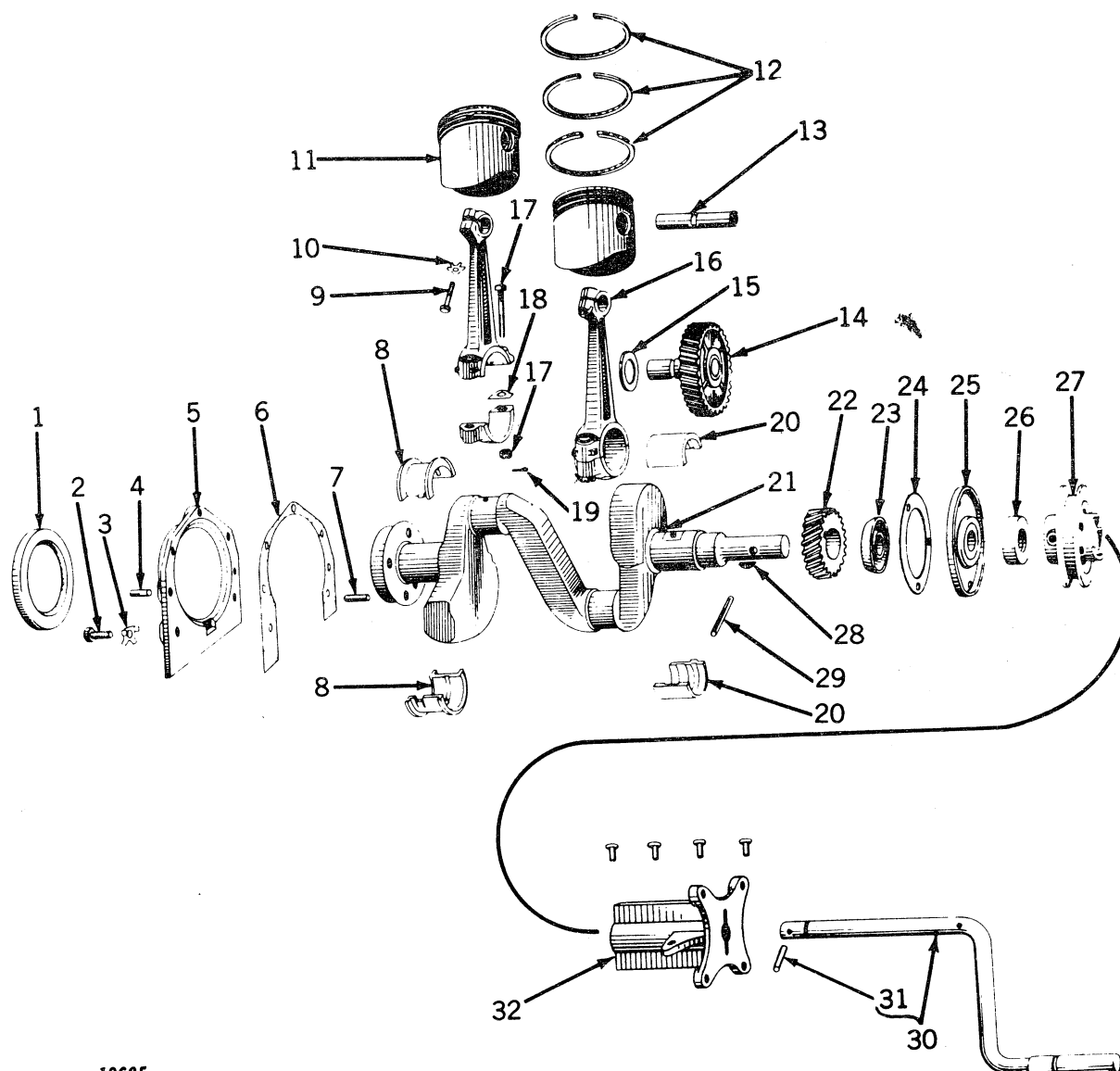
* Exchange connecting rod. New connecting rod may be purchased at reduction if old rod is sent in with order. Orders not including old connecting rod will be billed at full price.



MEMORANDA

CRANKSHAFT, CONNECTING RODS, PISTONS, AND ASSOCIATED PARTS

Serial No. (L640000-)



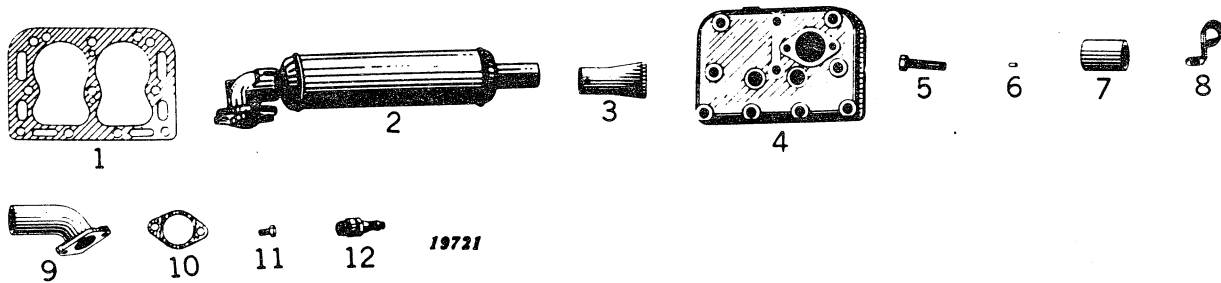
19605



CRANKSHAFT, CONNECTING RODS, PISTONS, AND ASSOCIATED PARTS
Serial No. (L640000-)

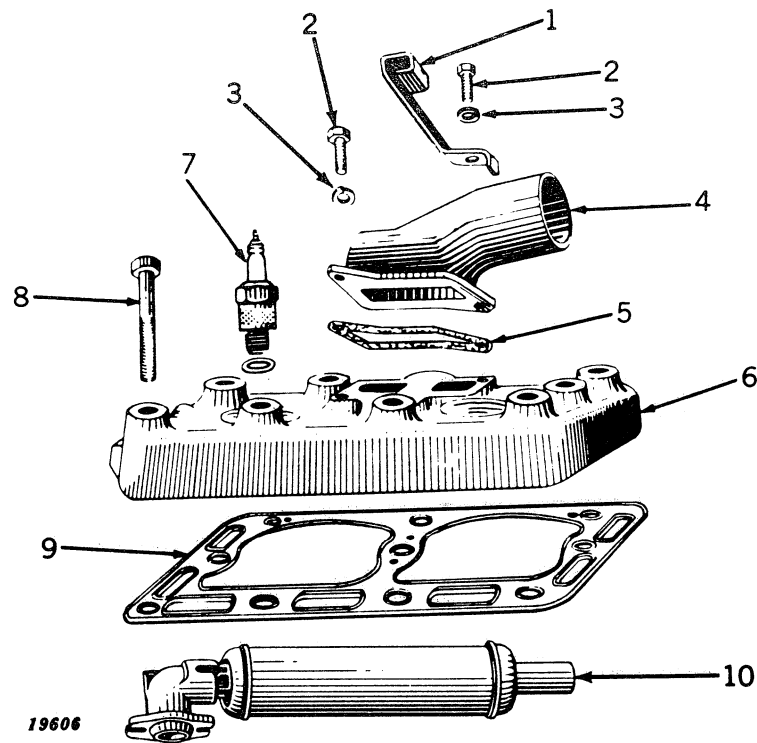
Key	Part No.	Serial No.	Description
1	AT 195 T	(L640000-) Seal, Oil Crankshaft, Rear (Sub. for AL2654T)
2	19H 105 R	(L640000-) Screw, Cap, Oil Seal Plate to Cylinder Block, 5/16" x 3/4" (5 Used)
3	L 4187 T	(L640000-) Lock, Rear Oil Seal Plate, Cap Screw (5 Used)
4	L 4126 T	(L640000-) Pin, Dowel, Rear Oil Seal Plate to Cylinder Block (2 Used)
5	AL 2743 T	(L640000-) Plate, Oil Seal, Crankshaft, Rear with Oil Seal
6	L 4132 T	(L640000-) Gasket, Rear Oil Seal
7	L 4127 T	(L640000-) Pin, Dowel, Flywheel to Crankshaft
8	AL 2882 T	(L640000-) Insert, Bearing, Rear Main, Standard (2 Halves)
	AL 2884 T	(L640000-) Insert, Bearing, Rear Main, .003" Undersize (2 Halves)
	AL 2886 T	(L640000-) Insert, Bearing, Rear Main, .005" Undersize (2 Halves)
9	AL 2760 T	(L640000-) Screw, Clamp, Piston Pin with Lock (2 Used)
10	L 4208 T	(L640000-) Lock, Piston Pin Clamp Screw (2 Used)
11	AL 2347 T	(L640000-) Piston with Rings, Pin, and Pin Bushings 3-1/4" Standard (2 Used)
	AL 2348 T	(L640000-) Piston with Rings, Pin, and Pin Bushings 3-1/4" .020" Oversize (2 Used)
12	L 676 T	(L640000-) Ring, Piston, Compression 3-1/4" Standard (4 Used)
	L 721 T	(L640000-) Ring, Piston, Compression 3-1/4", .020" Oversize (4 Used)
	L 677 T	(L640000-) Ring, Piston, Oil Regulating 3-1/4", Standard (2 Used)
	L 724 T	(L640000-) Ring, Piston, Oil Regulating 3-1/4", .020" Oversize (2 Used)
	AL 2890 T	(L640000-) Rings, Piston, Set of six 3-1/4" Standard Size
	AL 2891 T	(L640000-) Rings, Piston, Set of six 3-1/4" .020" Oversize
13	L 678 T	(L640000-) Pin, Piston 3-1/4" (2 Used)
14	AL 2677 T	(L640000-) Shaft, Idler with Gear and Thrust Plug
15	L 803 T	(L640000-) Washer, Thrust, Idler Shaft
16	AL 2759 T	(L640000-) Rod, Connecting, Complete (2 Used)
17	AL 2869 T	(L640000-) Bolt and Nut Assembly for 1 Connecting Rod (2 Used)
18	L 779 T	(L640000-) Shim, Connecting Rod to Cap, .003" (As Needed)
	L 780 T	(L640000-) Shim, Connecting Rod to Cap, .002" (As Needed)
19	11H 19 R	(L640000-) Pin, Cotter, 3/32" x 5/8" (4 Used)
20	AL 2881 T	(L640000-) Insert, Bearing, Front Main, Standard (2 Halves)
	AL 2883 T	(L640000-) Insert, Bearing, Front Main, .003" Undersize (2 Halves)
	AL 2885 T	(L640000-) Insert, Bearing, Front Main, .005" Undersize (2 Halves)
21	AL 2699 T	(L640000-) Crankshaft with Timing Gear
22	AL 766 T	(L640000-) Gear, Crankshaft Timing
23	L 768 T	(L640000-) Thrower, Crankshaft Oil
24	L 4152 T	(L640000-) Gasket, Front Oil Seal Plate to Gear Cover
25	L 4115 T	(L640000-) Plate, Crankshaft Front Oil Seal
26	AL 2653 T	(L640000-) Seal, Oil Crankshaft, Front
27	AL 2877 T	(L640000-) Pulley, Cooling Fan Drive with Groov-Pin
28	26H 11 T	(L640000-) Key, Woodruff, 3/16" x 5/8" (2 Used)
29	25H 125 T	(L640000-) Pin, Groov, Drive Pulley to Crankshaft
30	AL 2285 T	(L640000-) Crank, Starting with Groov-Pin
31	M 1437 T	(L640000-) Pin, Groov, Starting Crank
32	AL 2421 T	(L640000-) Guide, Crank, with Rivets

TRACTOR—MODEL "L"

CYLINDER HEAD, MUFFLER, AND ASSOCIATED PARTS
Serial No. (-L639999)

Key	Part No.	Serial No.	Description
1	AL 2148 T	(-L624999)	Gasket, Cylinder Head
2	AL 2306 T	(L625000-L639999)	Muffler, Complete with Attaching Pin
3	AL 2379 T	(L625000-L639999)	Exhaust, Fishtail
4	AL 353 T	(-L624999)	Head, Cylinder
5	AL 615 T	(L625000-L634000)	Screw, Cap, Cylinder Head Attaching (10 Used)
6	AL 757 T	(-L624999)	Pin, Groov, Muffler to Manifold (3 Used)
7	AL 674 T	(L625000-L639999)	Pipe, Muffler, Connector, Elbow to Manifold
8	L 759 T	(-L639999)	Bracket, Spark Plug Cable
9	25H 67 T	(L625000-L639999)	Elbow, Water, Upper
10	L 976 T	(L625000-L634296)	Gasket, Elbow, Water, Upper
11	L 873 T	(-L639999)	Sub. 19H211R
12	AL 343 T	(-L639999)	Screw, Cap, Water Elbow to Cylinder Head (2 Used)
	L 875 T	(-L639999)	Plug, Spark (2 Used)
	L 1044 T	(-L639999)	
	19H 211 R	(-L639999)	
	AL 2005 T	(-L639999)	

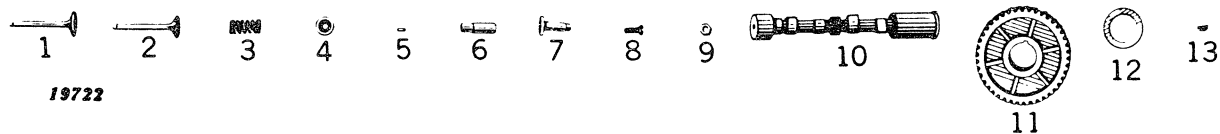
CYLINDER HEAD, MUFFLER, AND ASSOCIATED PARTS
 Serial No. L640000—)



Key	Part No.	Serial No.	Description
1	L 4290 T	(L640000—)	Bracket, Spark Plug Cable
2	19H 211 R	(L640000—)	Screw, Cap, 3/8" x 1" (2 Used)
3	12H 11 R	(L640000—)	Washer, Lock, 3/8" (2 Used)
	AA 3402 R	(L640000—)	Washer, Lock, 3/8" (Box of 50)
4	AL 4116 T	(L640000—)	Elbow, Water, Upper
5	L 4117 T	(L640000—)	Gasket, Upper Water Elbow
6	AL 4106 T	(L640000—)	Cylinder Head
7	AM 514 T	(L640000—)	Plug, Spark, Champion Type H10 (2 Used)
	AM 1535 T	(L640000—)	Plug, Spark, AC Type 45L (2 Used)
	AM 1536 T	(L640000—)	Plug, Spark, Auto-Lite Type AN7F (2 Used)
8	L 4136 T	(L640000—)	Screw, Cap Cylinder Head Block (10 Used)
9	AL 2651 T	(L640000—)	Gasket, Cylinder Head
10	AL 2812 T	(L640000—)	Muffler Assembly

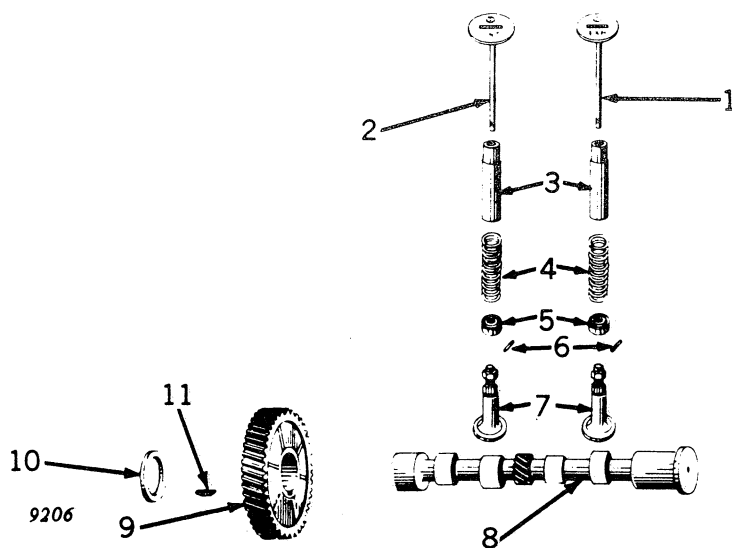


CAMSHAFT, VALVES, AND ASSOCIATED PARTS Serial No. (-L639999)



Key	Part No.	Serial No.	Description
1	AL 821 T	(-L639999)	Valve, Intake (2 Used)
2	AL 822 T	(-L639999)	Valve, Exhaust (2 Used)
3	L 4593 T	(-L639999)	Spring, Valve (4 Used)
4	L 824 T	(-L639999)	Seat, Valve Spring (4 Used)
5	L 825 T	(-L639999)	Pin, Valve Seat Spring
6	(L 826 T	(-L631008)	Guide, Valve (4 Used)
	(L 832 T	(L631009-L639999)	
7	L 827 T	(-L639999)	Tappet, Valve (4 Used)
8	L 828 T	(-L639999)	Screw, Valve Tappet Adjusting (4 Used)
9	L 829 T	(-L639999)	Nut, Valve Tappet Adjusting (4 Used)
10	AL 2140 T	(-L639999)	Camshaft with Thrust Plug
11	AL 787 T	(-L639999)	Gear, Camshaft Timing
12	L 789 T	(-L639999)	Washer, Camshaft, Thrust
13	L 1155 T	(-L639999)	Sub. 26H11T
	26H 11 T	(-L639999)	Key, Woodruff, Timing Gear to Camshaft, 3/16" x 5/8"

CAMSHAFT, VALVES, AND ASSOCIATED PARTS Serial No. (L640000-)

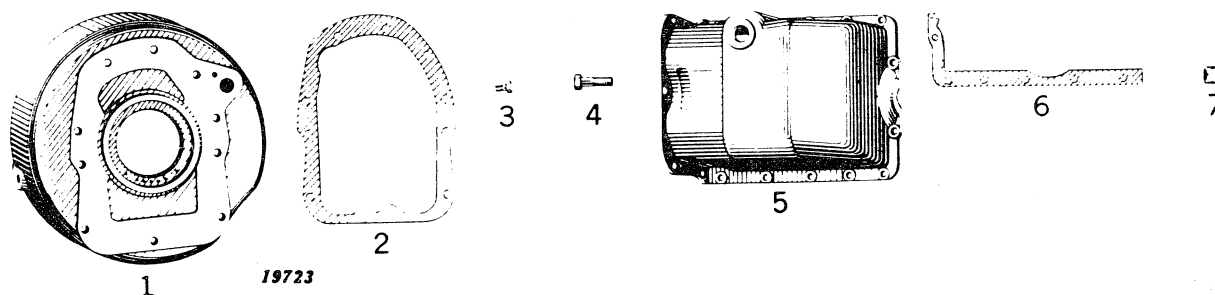


Key	Part No.	Serial No.	Description
1	AL 822 T	(L640000-)	Valve, Exhaust (2 Used)
2	AL 821 T	(L640000-)	Valve, Intake (2 Used)
3	L 826 T	(L640000-)	Guide, Valve (4 Used)
4	L 4593 T	(L640000-)	Spring, Valve (4 Used)
5	L 824 T	(L640000-)	Seat, Valve Spring (4 Used)
6	L 825 T	(L640000-)	Pin, Valve Retainer (4 Used)
7	AL 2675 T	(L640000-)	Tappet, Valve with Adjusting Screw (4 Used)
8	AL 2756 T	(L640000-)	Camshaft with Thrust Plug
9	AL 787 T	(L640000-)	Gear, Camshaft Timing
10	L 789 T	(L640000-)	Washer, Camshaft Thrust
11	(L 1155 T	(L640000-)	Sub. 26H11T
	(26H 11 T	(L640000-)	Key, Woodruff, Timing Gear to Camshaft, 3/16" x 5/8"



TRACTOR—MODEL “L”**OIL PAN AND ASSOCIATED PARTS**

Serial No. (-L639999)

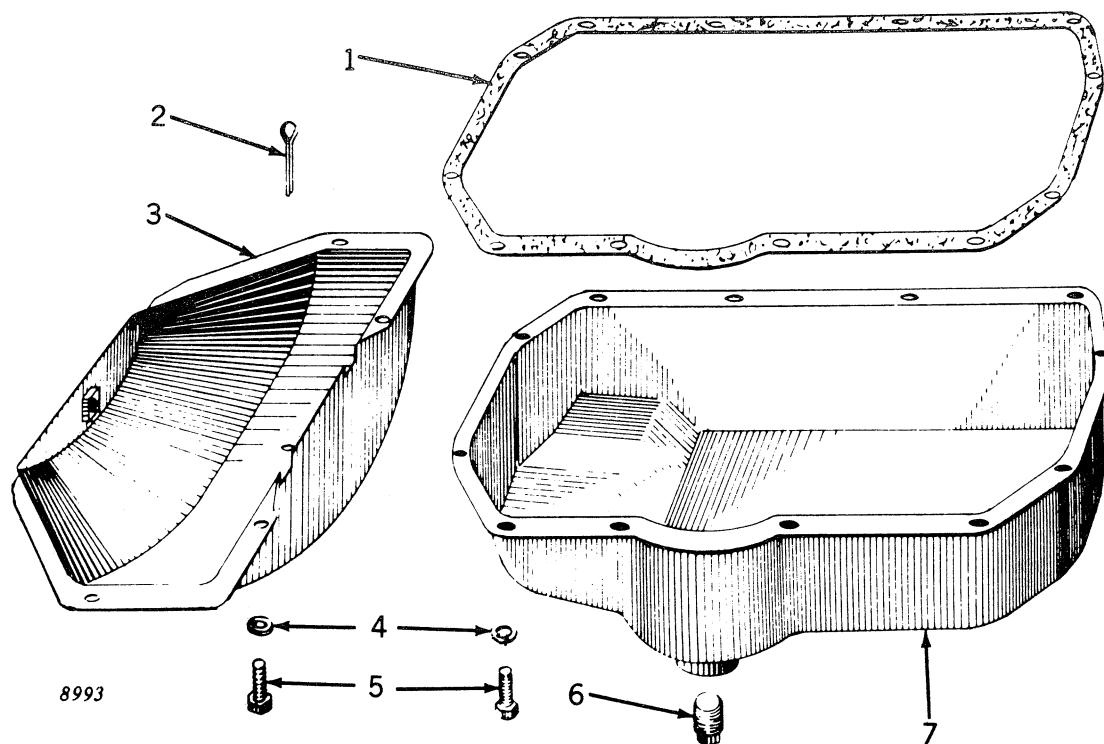


Key	Part No.	Serial No.	Description
1	(L 155 T (L 686 T (L625000-L639999)	(-L624999)	Housing, Flywheel
2	L 860 T (-L639999)	(-L639999)	Gasket, Flywheel Housing
3	L 861 T (-L639999)	(-L639999)	Screw, Cap Flywheel Housing to Oil Pan and Cylinder Block (7 Used)
4	L 925 T (-L624999)	(-L624999)	Screw, Cap, Flywheel Housing to Tractor Frame (2 Used)
5	(AL 2432 T (-L628443)	(-L628443)	Pan, Oil, Changeover Group
	(AL 868 T (L628444-L639999)	(L628444-L639999)	Pan, Oil
6	L 839 T (-L628443)	(-L628443)	Gasket, Oil Pan (Half) for Tractors with Cork and Felt Crankshaft Oil Seal (2 Used)
	L 840 T (L628444-L639999)	(L628444-L639999)	Gasket, Oil Pan (Half) for Tractors with Leather Crankshaft Oil Seal (2 Used)
7	15H 257 T (-L640999)	(-L640999)	Plug, Drain, Engine Oil Pan



OIL PAN AND ASSOCIATED PARTS

Serial No. L640000-

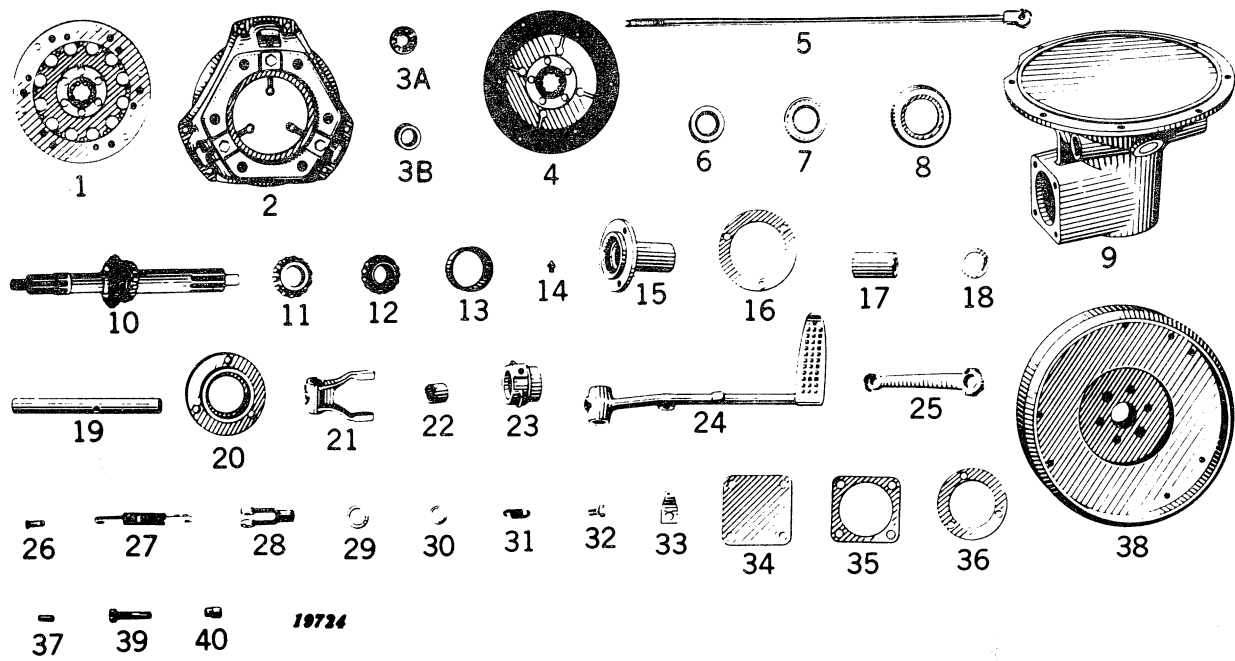


Key	Part No.	Serial No.	Description
1	L 4133 T	(L640000-) Gasket, Oil Pan
2	11H 20 T	(L640000-) Pin, Cotter, Flywheel Housing Pan Drain Hole, 3/32" x 3/4"
3	AL 2693 T	(L640000-) Pan, Flywheel Housing
4	12H 10 R	(L640000-) Washer, Lock, 5/16" (16 Used)
	AA 3401 R	(L640000-) Washer, Lock, 5/16" (Box of 50)
5	19H 100 T	(L640000-) Screw, Cap, Oil Pan and Flywheel Pan to Cylinder Block, 5/16" x 5/8" (16 Used)
6	15H 257 T	(L640000-) Plug, Oil Pan Drain, 3/4"
7	AL 2657 T	(L640000-) Pan, Oil



TRACTOR—MODEL "L"

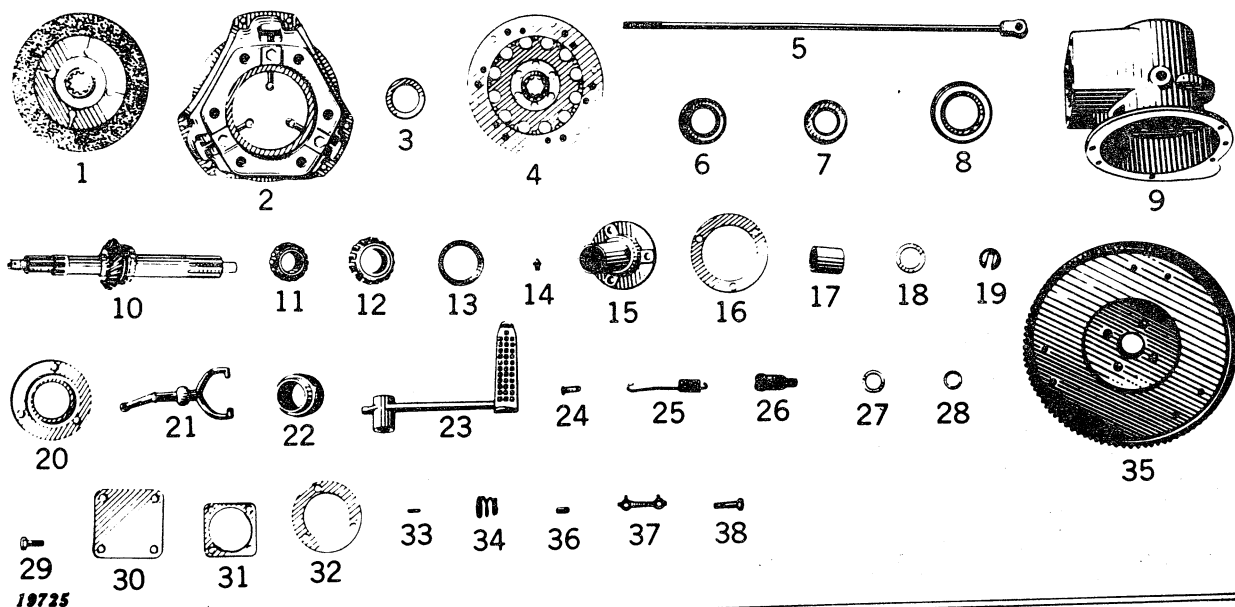
FLYWHEEL, CLUTCH, AND CLUTCH HOUSING ASSEMBLY
 Serial No. (—L639999)



FLYWHEEL, CLUTCH, AND CLUTCH HOUSING ASSEMBLY
Serial No. (-L639999)

Key	Part No.	Serial No.	Description
1	AL 2045 T	(-L625015)	Disk, Clutch Driven with Lining, 9"
	AL 2281 T	(L625016-L630824)	Disk, Clutch Driven with Lining, 8-1/2"
	AL 2835 T	(L630835-L639999)	Disk, Clutch Driven with Lining
2	AL 2046 T	(-L625015)	Plate, Pressure Assembly, Complete
	AL 2282 T	(L625016-L630834)	
	AL 2834 T	(L630835-L639999)	
3	AL 2047 T	(-L625002)	Bearing, Ball, Clutch Pilot
	AM 1597 T	(L625003-L639999)	Bushing, Clutch Pilot, with Retainer
4	AL 2049 T	(-L625015)	Lining with Rivets, Clutch Driven Disk
	AL 2622 T	(L625016-L630834)	
	AL 2836 T	(L630835-L639999)	
5	AL 2065 T	(-L639999)	Rod, Clutch Throwout
6	AL 2094 T	(-L639999)	Seal, Oil, Front
7	AL 2095 T	(-L639999)	Seal, Oil, Rear
8	AL 2116 T	(-L639999)	Bearing, Ball, Clutch Throwout
9	AL 2238 T	(L621079-L639999)	Housing, Clutch with Welsh Plugs and Bushings
10	AL 2240 T	(L621079-L625002)	Shaft, Splined, with Bearing Cone and Bevel Gear
11	JD 7212 H	(-L639999)	Cone, Bearing, Splined Shaft, Rear
12	JD 7243 T	(-L639999)	Cone, Bearing, Splined Shaft, Front
13	JD 7262 R	(-L639999)	Cup, Bearing, Front and Rear of Splined Shaft (2 Used)
14	JD 7759	(-L639999)	Fitting, Grease for Clutch Pedal
15	L 112 T	(-L639999)	Sleeve, Clutch Throwout Bearing Carrier
16	L 113 T	(-L639999)	Shim, .010" Splined Shaft, Rear Bearing Retainer to Shaft Housing
	L 114 T	(-L639999)	Shim, .005" Splined Shaft, Rear Bearing Retainer to Shaft Housing
	L 115 T	(-L639999)	Shim, .002" Splined Shaft, Rear Bearing Retainer to Shaft Housing
17	AL 116 T	(-L639999)	Sleeve, Spacer, Splined Shaft
18	L 117 T	(-L639999)	Washer, Spacer Sleeve
19	L 119 T	(-L625015)	Shaft, Clutch Throwout
	L 613 T	(L625016-L630834)	
	L 119 T	(L630835-L639999)	
20	AL 20293 T	(-L639999)	Retainer, Rear Bearing
21	L 124 T	(-L639999)	Fork, Clutch Throwout
22	L 164 T	(-L639999)	Bushing, Clutch Throwout Shaft
23	AL 179 T	(-L639999)	Carrier, Clutch Throwout Bearing
24	L 606 T	(L625000-L639999)	Pedal, Clutch
	L 250 T	(-L625029)	
25	L 252 T	(-L639999)	Lever, Clutch Throwout Shaft
26	L 254 T	(-L639999)	Pin, Yoke, Throwout Rod to Pedal
	L 364 T	(-L639999)	Pin, Yoke, Throwout Rod to Throwout Lever
27	L 255 T	(-L639999)	Spring, Clutch Pedal to Frame
28	L 300 T	(-L639999)	Yoke, Clutch Throwout Rod
29	L 308 T	(-L639999)	Washer, Pedal Shaft
30	L 357 T	(-L639999)	Ring, Snap, Pedal Shaft
31	L 360 T	(-L639999)	Spring, Throwout Bearing Carrier
32	L 372 T	(-L639999)	Screw, Cap, Pressure Plate to Flywheel (6 Used)
33	L 407 T	(-L639999)	Clip, Spring, Throwout Bearing Carrier Spring
34	L 535 T	(L621079-L639999)	Cover, Clutch Shaft Housing
35	L 539 T	(L621079-L639999)	Gasket, Clutch Shaft Housing Cover
36	L 542 T	(L621079-L639999)	Shim, .002" Throwout Carrier Sleeve
	L 543 T	(L621079-L639999)	Shim, .005" Throwout Carrier Sleeve
	L 544 T	(L621079-L639999)	Shim, .010" Throwout Carrier Sleeve
37	25H 124 T	(-L639999)	Pin, Groov, Throwout Fork and Lever to Shaft (2 Used)
38	L 865 T	(-L625002)	Flywheel
	L 680 T	(L625003-L639999)	
39	L 762 T	(-L639999)	Screw, Cap, Flywheel to Crankshaft (4 Used)
40	L 764 T	(-L639999)	Pin, Dowel, Flywheel to Crankshaft (2 Used)

FLYWHEEL, CLUTCH, AND CLUTCH HOUSING ASSEMBLY Serial No. (L640000—)



Key	Part No.	Serial No.	Description
1	AL 2835 T	(L640000—)	Disk, Clutch Driven with Lining
2	AL 2834 T	(L640000—)	Plate, Pressure, Assembly
3	AM 1597 T	(L640000—)	Bushing, Clutch Pilot, with Retainer
4	AL 2836 T	(L640000—)	Lining with Rivet for Driven Disk
5	AL 2659 T	(L640000—)	Rod, Clutch Throwout
6	AL 2094 T	(L640000—)	Seal, Oil, Front
7	AL 2095 T	(L640000—)	Seal, Oil, Rear
8	AL 2116 T	(L640000—)	Bearing, Ball, Clutch Throwout
9	AL 4123 T	(L640000—)	Housing, Clutch Shaft
10	AL 2350 T	(L640000—)	Shaft, Splined, with Bearing Cone and Bevel Gear
11	JD 7212 H	(L640000—)	Cone, Bearing, Splined Shaft, Rear
12	JD 7243 T	(L640000—)	Cone, Bearing, Splined Shaft, Front
13	JD 7262 R	(L640000—)	Cup, Bearing, Splined Shaft, Front and Rear (2 Used)
14	JD 7759	(L640000—)	Fitting, Grease, Clutch Pedal
15	AL 4150 T	(L640000—)	Sleeve, Throwout Bearing Carrier
16	L 113 T	(L640000—)	Shim, .010\" Splined Shaft Rear Bearing to Shaft Housing
	L 114 T	(L640000—)	Shim, .005\" Splined Shaft Rear Bearing to Shaft Housing
	L 115 T	(L640000—)	Shim, .002\" Splined Shaft Rear Bearing to Shaft Housing
17	AL 116 T	(L640000—)	Sleeve, Spacer, Splined Shaft
18	L 117 T	(L640000—)	Washer, Spacer, Sleeve
19	L 4186 T	(L640000—)	Retainer, Clutch Fork Spring
20	AL 20293 T	(L640000—)	Retainer, Rear Bearing
21	AL 4182 T	(L640000—)	Fork, Clutch Throwout
22	AL 4145 T	(L640000—)	Carrier, Throwout Bearing
23	AL 4144 T	(L640000—)	Pedal, Clutch
24	L 307 T	(L640000—)	Pin, Yoke, Throwout Rod (2 Used)
25	L 4223 T	(L640000—)	Spring, Clutch Pedal to Frame
26	L 299 T	(L640000—)	Yoke, Adjusting, Throwout Rod
27	L 308 T	(L640000—)	Washer, Pedal Shaft
28	L 357 T	(L640000—)	Ring, Snap, Pedal Shaft
29	L 372 T	(L640000—)	Screw, Cap, Clutch Pressure Plate to Flywheel (6 Used)
30	L 535 T	(L640000—)	Cover, Clutch Shaft Housing
31	L 539 T	(L640000—)	Gasket, Housing Cover
32	L 542 T	(L640000—)	Shim, .002\" Throwout Carrier Sleeve
	L 543 T	(L640000—)	Shim, .005\" Throwout Carrier Sleeve
	L 544 T	(L640000—)	Shim, .010\" Throwout Carrier Sleeve
33	L 4126 T	(L640000—)	Pin, Dowel, Clutch Shaft Housing to Cylinder Block (2 Used)
34	L 4230 T	(L640000—)	Spring, Clutch Fork
35	AL 2826 T	(L640000—)	Flywheel with Pilot Bearing and Ring Gear
36	L 4127 T	(L640000—)	Pin, Dowel, Flywheel to Crankshaft
37	L 4139 T	(L640000—)	Lock, Cap Screw, Flywheel to Crankshaft (2 Used)
38	L 4151 T	(L640000—)	Screw, Cap, Flywheel to Crankshaft (4 Used)

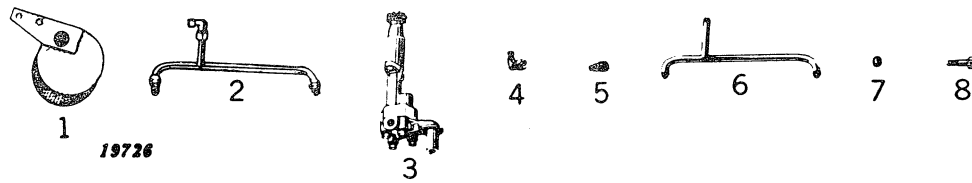
(Part listed below is not illustrated.)

AL 4111 T (L640000—)) Gear, Ring, Flywheel



LUBRICATING OIL PUMP AND OIL LINES

Serial No. (-L639999)

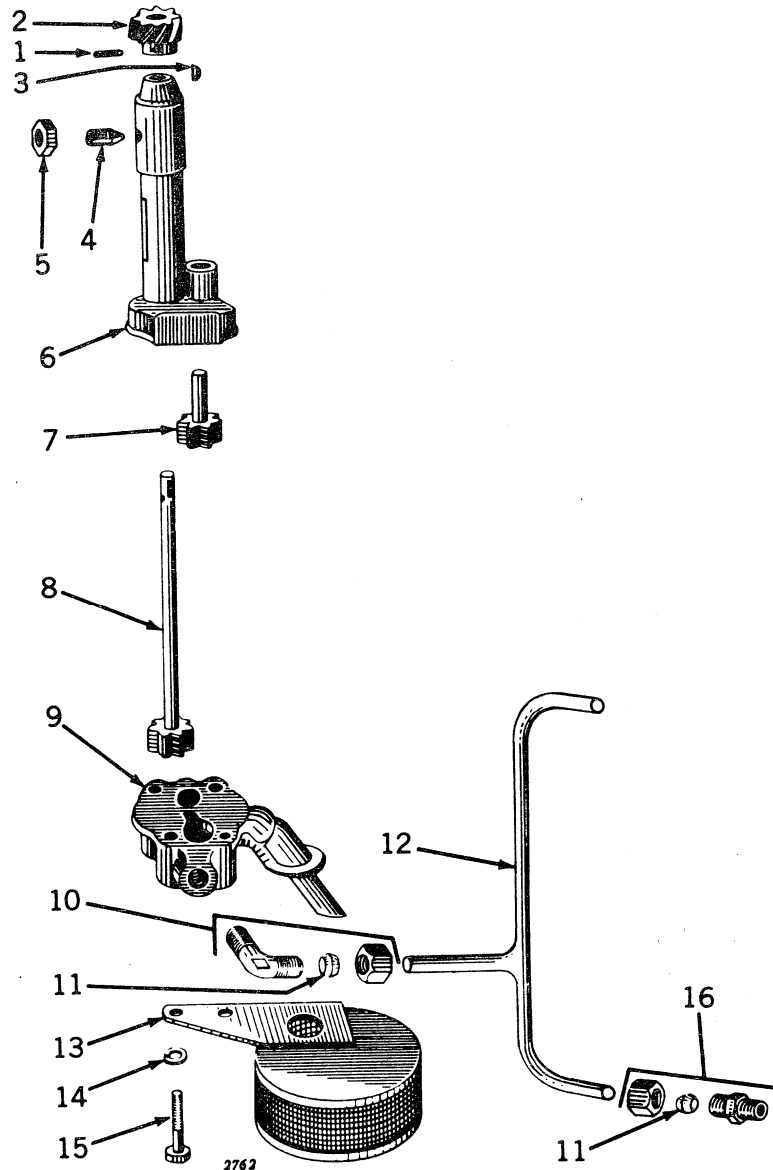


Key	Part No.	Serial No.	Description
1	AL 2136 T (-L639999)	Strainer Assembly, Oil
2	AL 2147 T (-L639999)	Line, Oil, Complete
3	AL 2225 T (-L639999)	Pump, Oil, Less Strainer
4	AL 2728 T (-L639999)	Elbow, Oil Pump with Nut and Ferrule
5	AL 2729 T (-L639999)	Connector, Oil Line with Nut and Ferrule (2 Used)
6	L 833 T (-L639999)	Line, Oil
7	L 836 T (-L639999)	Ferrule, Oil Line (3 Used)
8	(L 1066 T (-L639999)	Sub. 19H105R
	(19H 105 R (-L639999)	Screw, Cap, Oil Pump to Cylinder Block, 5/16" x 3/4" (2 Used)



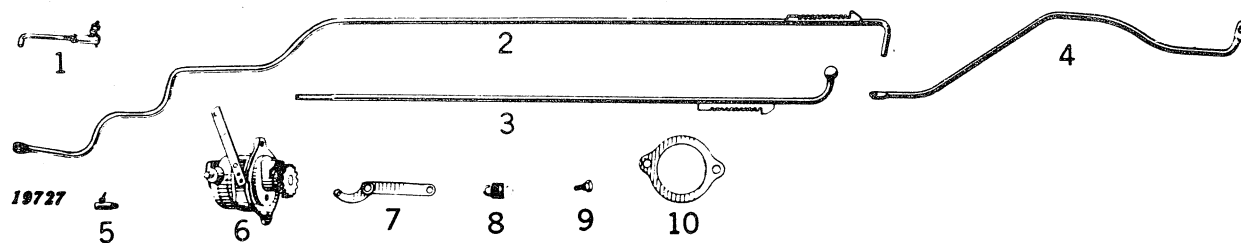
LUBRICATING OIL PUMP AND OIL LINES

Serial No. (L640000—)



Key	Part No.	Serial No.	Description
1	L 1190 T	(L640000—)	Sub. 25H42T
	25H 42 T	(L640000—)	Pin, Groov, Oil Pump Driving Gear Attaching
2	L 820 T	(L640000—)	Gear, Drive, Oil Pump
3	L 1156 T	(L640000—)	Sub. 26H6R
	26H 6 R	(L640000—)	Key, Woodruff, Oil Pump Drive Gear
4	L 4121 T	(L640000—)	Screw, Set, Oil Pump
5	14H 471 T	(L640000—)	Nut, Hex., Jam, Oil Pump Set Screw, 1/2"
6	AL 4173 T	(L640000—)	Body, Oil Pump
7	AL 2668 T	(L640000—)	Shaft, Idler with Pumping Gear
8	AL 2669 T	(L640000—)	Shaft, Drive with Pumping Gear
9	AL 2827 T	(L640000—)	Cover with Intake Pump
10	AL 2728 T	(L640000—)	Elbow with Nut and Ferrule
11	L 836 T	(L640000—)	Ferrule, Oil Line (3 Used)
12	AL 2752 T	(L640000—)	Line, Oil with 3 Ferrules
13	AL 2136 T	(L640000—)	Strainer Assembly, Oil
14	12H 9 R	(L640000—)	Washer, Lock, 1/4" (4 Used)
	AA 3404 R	(L640000—)	Washer, Lock, 1/4" (Box of 50)
15	19H 37 T	(L640000—)	Screw, Cap 1/4" x 1-1/2" (4 Used)
16	AL 2729 T	(L640000—)	Connector, Oil Line with Nut and Ferrule (2 Used)
	AL 2750 T	(L640000—)	Oil Pump Assembly, Less Strainer

GOVERNOR
 Serial No. (-L639999)

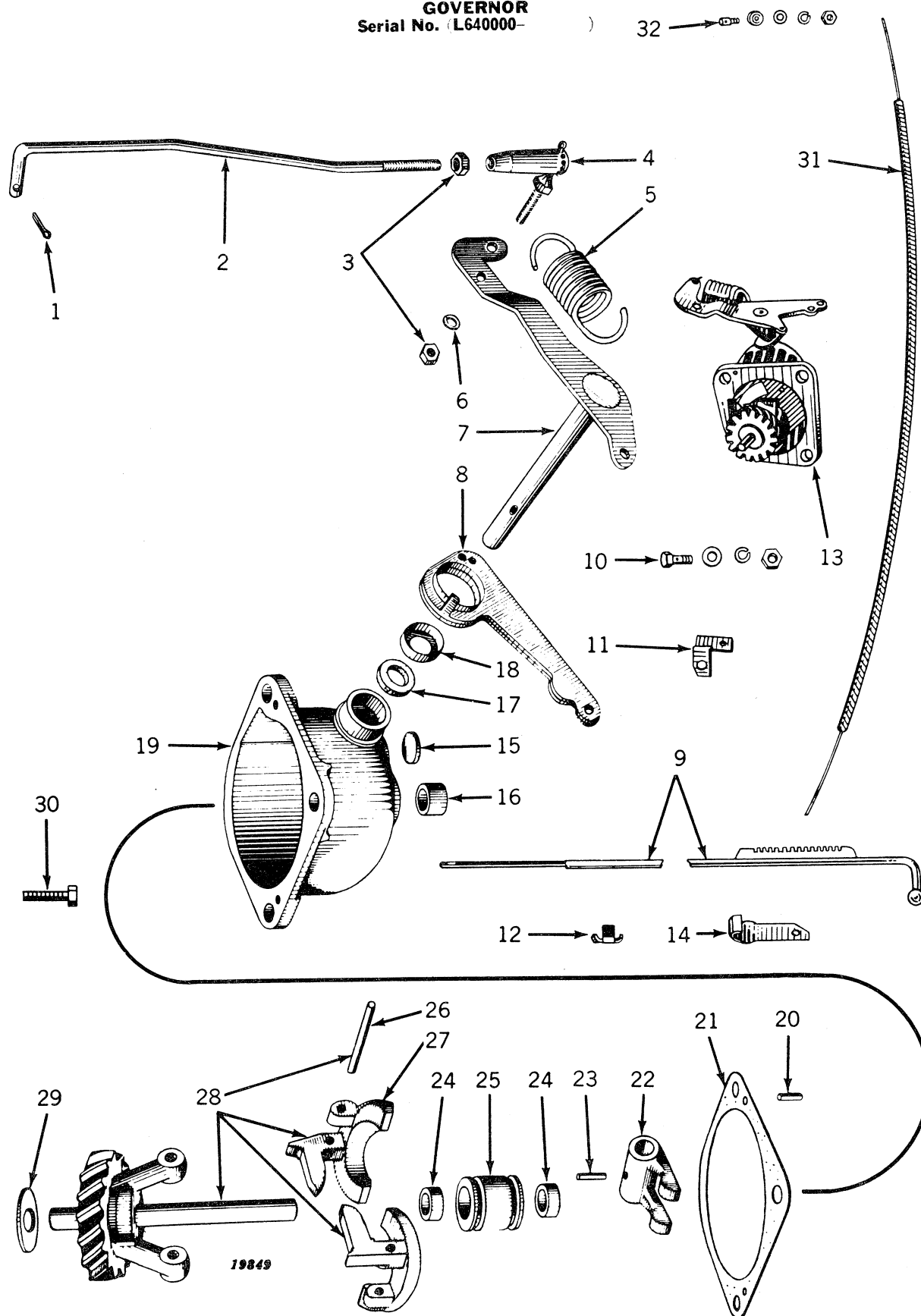


Key	Part No.	Serial No.	Description
1	(AL 2044 T AL 2307 T)	(-L624999) (L625000-L639999)	Link, Control, Complete, Governor to Carburetor
2	AL 2073 T	(-L624999)	Rod, Governor Control with Ratchet
3	AL 2319 T	(L625000-L639999)	Rod, Governor Control, Rear
4	L 712 T	(L625000-L639999)	Rod, Governor Control, Front
5	AL 2096 T	(-L639999)	Joint Assembly, Ball, Governor Connecting Rod
6	AL 2230 T	(-L639999)	Governor, Complete, less Rear Control Lever and Spring
7	AL 2231 T	(-L639999)	Lever, Rear, Governor Control, with Bushing
8	L 881 T	(-L639999)	Spring, Governor Control Lever
9	L 334 T	(-L639999)	Pin, Control Rod to Governor Lever
10	L 874 T	(-L639999)	Gasket, Governor Attaching



TRACTOR—MODEL "L"

GOVERNOR
Serial No. L640000-



GOVERNOR
Serial No. (L640000-)

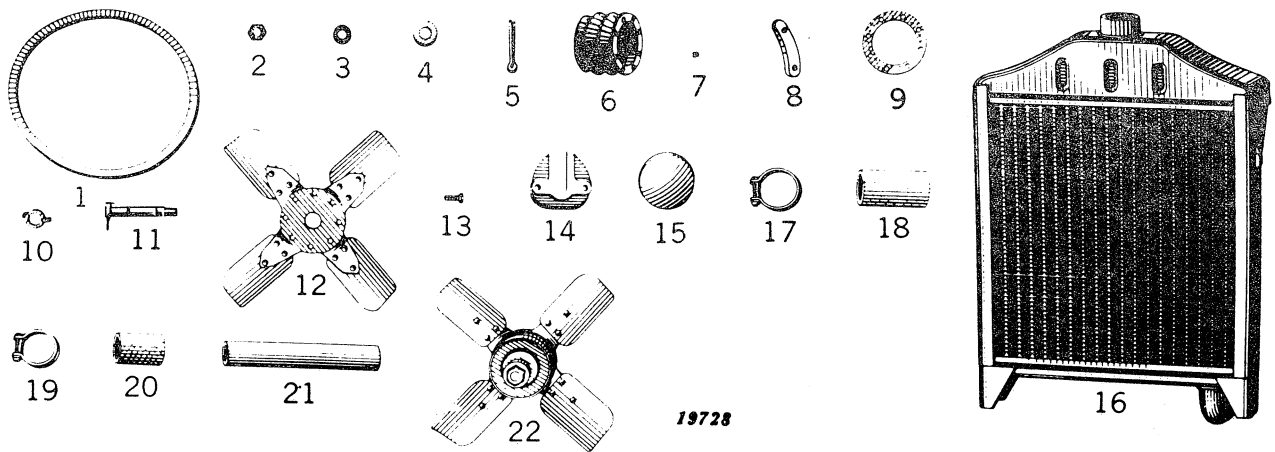
Key	Part No.	Serial No.	Description
1	11H 3 R	(L640000-)) Pin, Cotter, 1/16" x 1/2"
2	L 4244 T	(L640000-)) Rod, Governor to Carburetor
3	14H 377 T	(L640000-)) Nut, Hex. Jam, Ball Joint, 1/4" (2 Used)
4	AL 2095 T	(L640000-)) Ball Joint Assembly, Connecting Rod
5	L 4197 T	(L640000-)) Spring, Governor Control Lever
6	12H 9 R	(L640000-)) Washer, Lock, Connecting Rod Ball Joint Assembly, 1/4"
	AA 3400 R	(L640000-)) Washer, Lock, Connecting Rod Ball Joint Assembly, 1/4" / Box of 50
7	AL 2667 T	(L640000-)) Lever and Shaft Assembly, Governor Operating
8	AL 2692 T	(L640000-)) Lever, Assembly
9	AL 2784 T	(L640000-)) Rod, Control with Ratchet
10	AL 2755 T	(L640000-)) Screw, Clamp, Assembly, Control Rod
11	L 4252 T	(L640000-)) Bracket, Governor Cable to Governor
12	L 4294 T	(L640000-)) Clamp, Control Cable (2 Used)
13	AL 2720 T	(L640000-)) Governor Assembly, Complete
14	L 4311 T	(L640000-)) Clip, Control Cable
15	30H 7 T	(L640000-)) Plug, Expansion, 5/8"
16	L 4256 T	(L640000-)) Bearing, Governor Shaft, Front
17	L 4176 T	(L640000-)) Washer, Sealing, Governor Operating Shaft, Leather
18	L 4183 T	(L640000-)) Retainer, Sealing Washer
19	AL 2753 T	(L640000-)) Case, Governor, with Bushing, Plug and Seal Assembly
20	L 4128 T	(L640000-)) Pin, Dowel, Short
21	L 4231 T	(L640000-)) Gasket, Governor Attaching
22	L 4158 T	(L640000-)) Fork, Governor
23	25H 50 T	(L640000-)) Pin, Groov-, Governor Fork to Shaft, 5/32" x 3/4"
24	L 4299 T	(L640000-)) Bushing, Governor Thrust Bearing (2 Used)
25	AL 2691 T	(L640000-)) Bearing, Thrust with Bushings
26	L 4188 T	(L640000-)) Pin, Weight to Shaft (2 Used)
27	L 4181 T	(L640000-)) Weight, Governor (2 Used)
28	AL 2718 T	(L640000-)) Shaft Assembly, with Weights and Gear
29	L 4177 T	(L640000-)) Washer, Gear Thrust
30	L 4789 T	(L640000-)) Screw, Cap, Governor Lever Stop
31	AL 2725 T	(L640000-)) Cable, Control
32	AL 2754 T	(L640000-)) Swivel Assembly, Control Wire



MEMORANDA

COOLING FAN, RADIATOR, AND ASSOCIATED PARTS

Serial No. (-L639999)

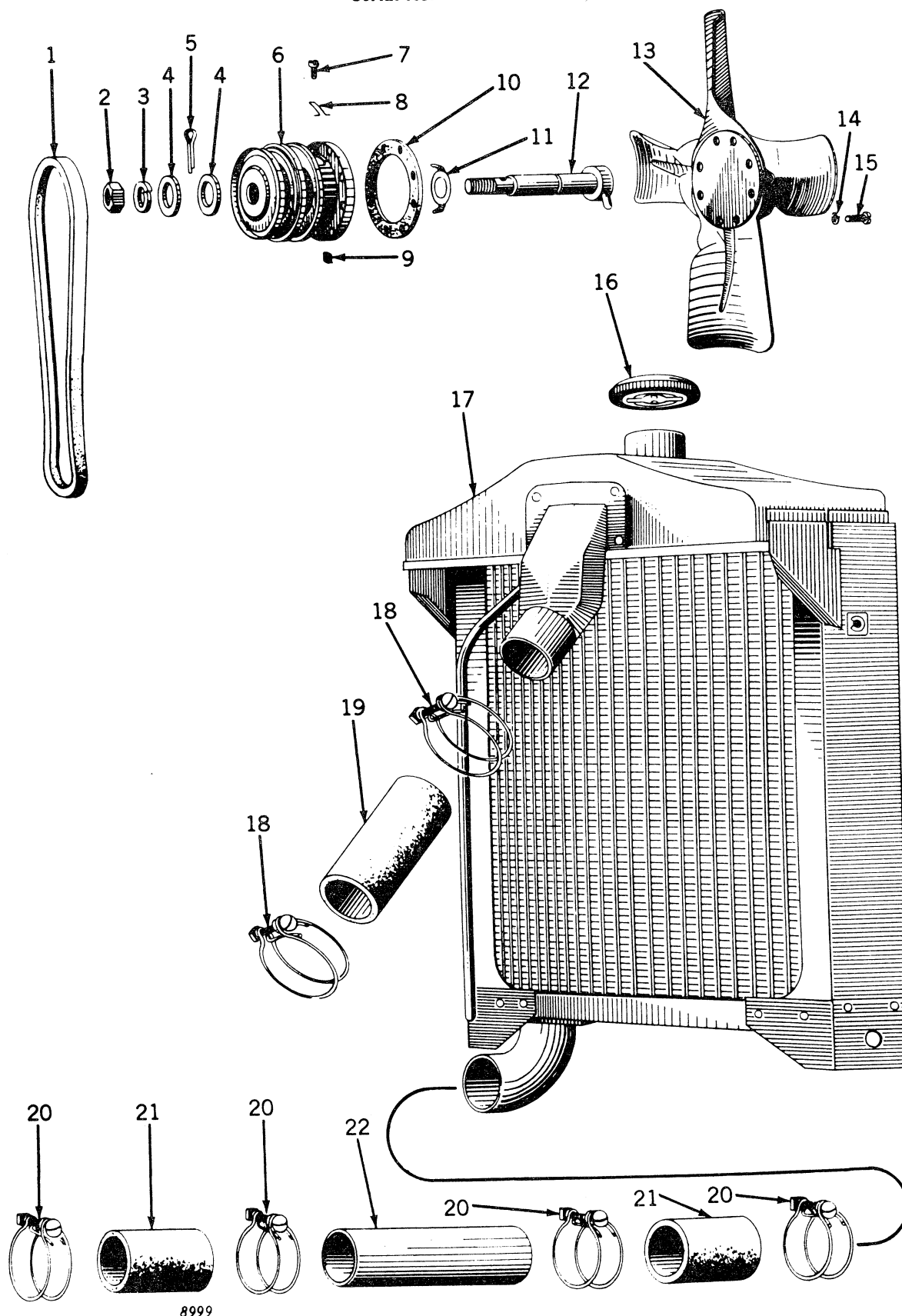


Key	Part No.	Serial No.	Description
1	L 346 T	(-L639999)	Belt, Fan
2	(L 1134 T	(-L639999)	Sub. 14H478T
	(14H 478 T	(-L639999)	Nut, Hex. Jam, Fan to Fan Bracket
3	(12H 44 T	(-L639999)	Washer, Lock, 5/8"
4	L 1147 T	(L625000-L639999)	Washer, Fan to Fan Bracket (2 Used)
5	(L 1003 T	(-L639999)	Sub. AA3413R
	(AA 3413 R	(-L639999)	Pin, Cotter, 1/8" x 1-1/4" (Box of 100)
6	AL 2343 T	(L625000-L639999)	Hub Assembly
7	AL 20119 T	(L625000-L639999)	Screw, Fan Oil Plug
8	L 715 T	(L625000-L639999)	Nut, Double, for Fan Assembly (4 Used)
9	L 716 T	(L625000-L639999)	Gasket, Fan Blade to Fan Body (2 Used)
10	L 717 T	(L625000-L639999)	Spacer, Fan Blade
11	AL 2109 T	(L625000-L639999)	Spindle and Bearing Assembly
12	AL 2342 T	(L625000-L639999)	Blade Assembly
13	L 1081 T	(L625000-L639999)	Screw, Cap, Fan Blade to Fan Hub
14	L 614 T	(L621000-L639999)	Bracket, Fan
15	AL 2275 T	(-L639999)	Cap, Radiator
16	(AL 2190 T	(L621079-L624999)	Radiator (For Tractor Prior to L621079, Order AL2190T and AL2193T)
	(AL 2266 T	(L625000-L639999)	Radiator
17	AL 2083 T	(-L639999)	Clamp, Upper Water Hose (2 Used)
18	L 338 T	(-L639999)	Hose, Upper Water
19	AL 2090 T	(-L639999)	Clamp, Lower Water Hose (4 Used)
20	L 333 T	(-L639999)	Hose, Lower Water (2 Used)
21	L 365 T	(-L639999)	Tube, Lower Water
22	(AL 2253 T	(-L639999)	Sub. AL2341T
	(AL 2341 T	(-L639999)	Fan Assembly, Complete with Shaft



COOLING FAN, RADIATOR, AND ASSOCIATED PARTS

Serial No. L640000-



8999



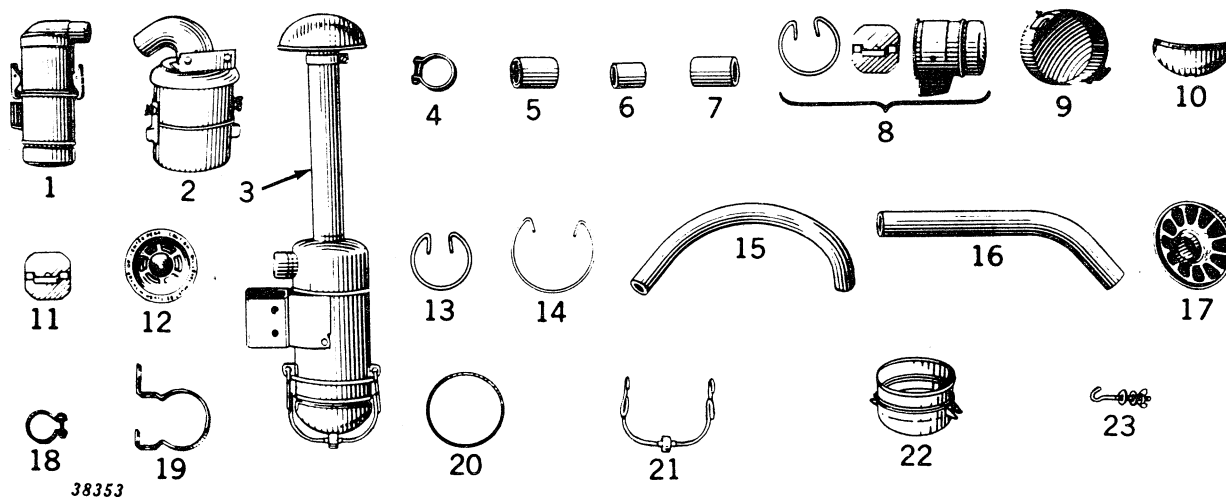
COOLING FAN, RADIATOR, AND ASSOCIATED PARTS

Serial No. (L640000—)

Key	Part No.	Serial No.	Description
1	L 346 T	(L640000—)) Belt, Fan
2	14H 478 T	(L640000—)) Nut, Hex. Jam, Fan to Fan Bracket, 5/8"
3	12H 15 R	(L640000—)) Washer, Lock, Fan to Fan Bracket, 5/8"
	AA 3406 R	(L640000—)) Washer, Lock, Fan to Fan Bracket, 5/8" (Box of 50)
4	L 1147 T	(L640000—)) Washer, Fan to Fan Bracket (2 Used)
5	11H 60 T	(L640000—)) Pin, Cotter, 5/32" x 1"
6	AL 2862 T	(L640000—)) Hub, Fan Assembly
7	L 4368 T	(L640000—)) Plug, Oil Filler
8	L 4366 T	(L640000—)) Retainer, Oil Filler Plug
9	14H 644 T	(L640000—)) Nut, Square, Fan Blade to Hub (8 Used)
10	L 4367 T	(L640000—)) Gasket, Fan Blade to Hub
11	L 908 T	(L640000—)) Washer, Thrust, Bronze
12	AL 2860 T	(L640000—)) Spindle and Thrust Nut Assemble
13	AL 2864 T	(L640000—)) Blade Assembly
14	12H 7 R	(L640000—)) Washer, Lock, Fan Blade to Lock, No. 10 (8 Used)
15	21H 412 T	(L640000—)) Screw, Fan Blade to Hub, No. 10 x 1/2" (8 Used)
16	AL 2275 T	(L640000—)) Cap, Radiator
17	AL 2266 T	(L640000—)) Radiator
18	AL 2083 T	(L640000—)) Clamp, Upper Water Hose (2 Used)
19	L 338 T	(L640000—)) Hose, Upper Water
20	AL 2090 T	(L640000—)) Clamp, Lower Water Hose (4 Used)
21	L 333 T	(L640000—)) Hose, Lower Water (2 Used)
22	L 365 T	(L640000—)) Tube, Lower Water
..	AL 2687 T	(L640000—)) Fan Assembly, Complete



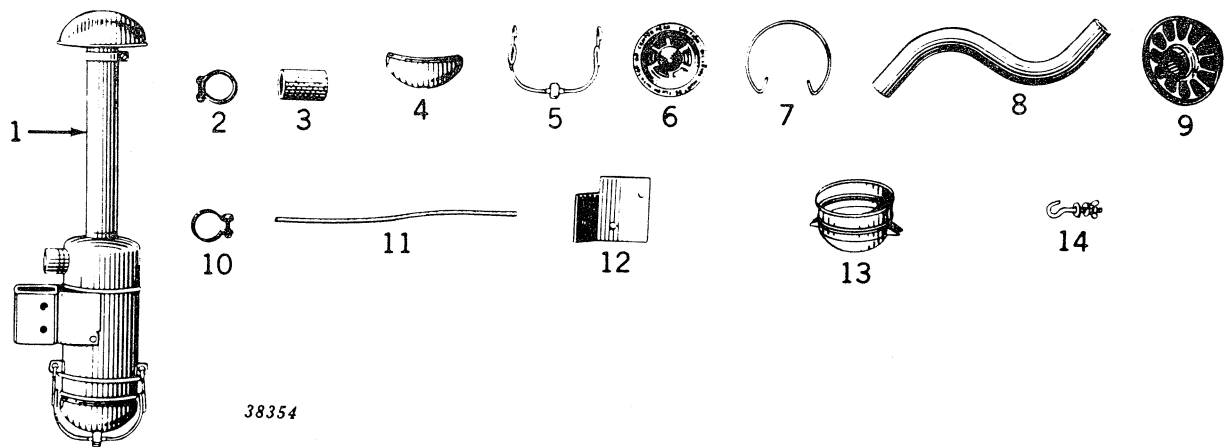
TRACTOR—MODEL "L"

AIR CLEANER ASSEMBLY
Serial No. (-L639999)

Key	Part No.	Serial No.	Description
1	AL 2081 T	(-L624999)	Air Cleaner, Complete (No Stack)
2	AL 2274 T	(L625000-L639999)	Air Cleaner, Complete (No Stack)
3	AL 2431 T*	(L629195-L639999)	Air Cleaner, Complete (High Stack) *
4	(AL 2082 T AL 2090 T)	(-L624999 -L639999)	Clamp, Hose, Upper Air Cleaner (2 Used)
5	AL 2236 T	(-L624999)	Clamp, Hose, Air Cleaner (4 Used)
6	L 340 T	(-L624999)	Hose with Bushing, Air Cleaner Pipe to Carburetor (Lower)
7	L 333 T	(-L639999)	Hose, Rubber, Air Cleaner to Air Cleaner Pipe (Upper)
8	AL 2235 T	(-L624999)	Hose, Rubber (2 Used)
9	AL 2351 T	(L625000-L639999)	Cup with Baffle Plate and Retaining Ring (No Stack)
10	AL 2428 T	(L629195-L639999)	Cup, Air Cleaner (No Stack)
11	L 882 T	(-L624999)	Cup, Air Cleaner (High Stack) (For Air Cleaners Originally Equipped with AL2443T Bail) (Sub. One AL20306T and Two AL20133T)
12	AL 2444 T	(L629195-L639999)	Plate, Baffle (No Stack)
13	L 883 T	(-L624999)	Plate, Baffle (High Stack)
14	L 995 T	(L629195-L639999)	Ring, Retaining for Baffle Plate (No Stack)
15	L 565 T	(-L624999)	Ring, Retaining for Baffle Plate (High Stack)
16	L 600 T	(L625000-L639999)	Pipe, Air Cleaner
17	AL 2442 T	(L629195-L639999)	Cap, Weather
18	AL 20305 T	(L629195-L639999)	Clamp Assembly, Weather Cap to Pipe
19	L 385 T	(-L624999)	Clamp, Air Cleaner Support
20	L 997 T	(L629195-L639999)	Gasket, Cup to Body (High Stack)
21	AL 2443 T	(L629195-L639999)	Bail, with Roller (High Stack) (Sub. One AL20306T and Two AL20133T)
22	AL 20306 T	(L629195-L639999)	Cup, Air Cleaner (High Stack) (For Air Cleaner with AL20133T Eye-bolts)
23	AL 20133 T	(L629195-L639999)	Eyebolt Assembly (High Stack)


*Order power jet number 49-169 when changing from AL2274T to AL2431T air cleaner.



AIR CLEANER ASSEMBLY
 Serial No. (L640000-)


Key	Part No.	Serial No.	Description
1	AL 2840 T	(L640000-)	Cleaner Assembly, Air, Complete (With Stack)
2	AL 2090 T	(L640000-)	Clamp, Hose, Air Cleaner (4 Used)
3	L 333 T	(L640000-)	Hose, Rubber (2 Used)
4	AL 2428 T	(L640000-)	Cup, Air Cleaner (High Stack) (For Air Cleaner Originally Equipped with AL2443T Bail) (Sub. One AL20306T and Two AL20133T)
5	AL 2443 T	(L640000-)	Bail, with Roller (Sub. One AL20306T and Two AL20133T)
6	AL 2444 T	(L640000-)	Plate, Baffle (High Stack)
7	L 995 T	(L640000-)	Ring, Retaining for Baffle Plate (High Stack)
8	L 4192 T	(L640000-)	Pipe, Air Cleaner
9	AL 2442 T	(L640000-)	Cap, Weather
10	AL 20305 T	(L640000-)	Clamp Assembly, Weather Cap to Pipe
11	L 997 T	(L640000-)	Gasket, Cup to Body (High Stack)
12	L 4316 T	(L640000-)	Plate, Reinforcing, Mounting
13	AL 20306 T	(L640000-)	Cup, Air Cleaner (For Air Cleaner with AL20133T Eye Bolts)
14	AL 20133 T	(L640000-)	Eyebolt Assembly

CARBURETOR
Serial No. (—L639999)

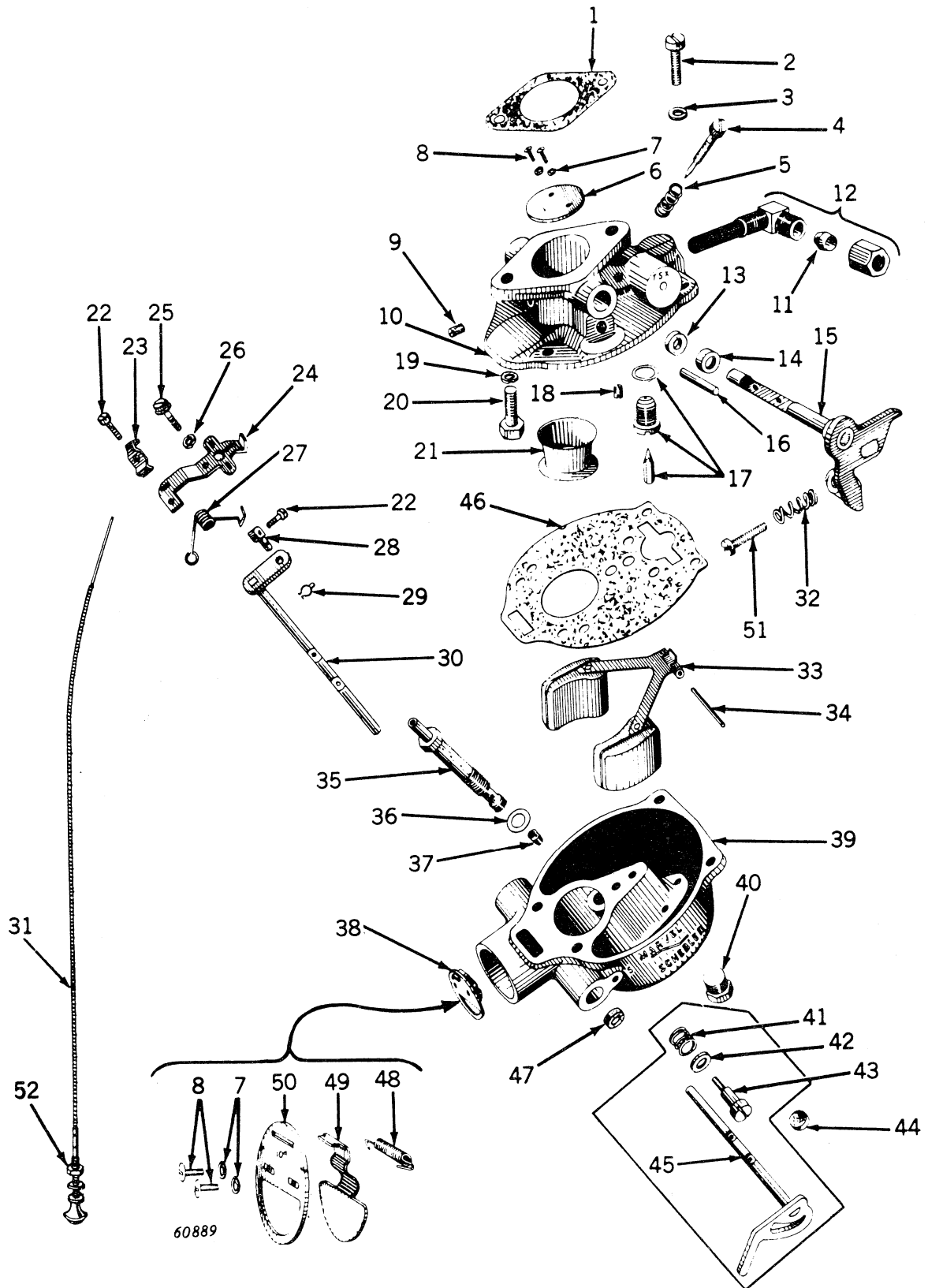


CARBURETOR
Serial No. (-L639999)

Key	John Deere Part No.	Outside Part No.	Serial No.	Description
1		10 1889	(L625000-L639999)	Carburetor, Lower Body and Plug Assembly
2		13 660	(-L624999)	Shaft and Stop Assembly, Throttle
3		13 719	(L625000-L639999)	Shaft and Stop Assembly, Throttle, with Throttle Fly
4		14 153	(L621079-L624999)	Fly, Throttle
		14 175	(L625000-L639999)	Fly, Throttle For tractors 629195-639999 Sub. 13-719.
5		15 8	(-L639999)	Screw, Throttle Fly and Choke Fly (4 Used)
6	21H 977 R		(-L639999)	Screw, Throttle Stop
7		15 114	(-L624999)	Screw, Venturi
8		15 385	(-L624999)	Screw, Upper Body Plug
		15 223	(L625000-L639999)	
9		15 397	(-L639999)	Screw, Choke Lever Stop (not used on tractors with electric starter)
10		15 443	(L625000-L639999)	Screw, Upper Body to Lower Body
11		16 577	(-L624999)	Gasket Set Complete
12		16 80	(L625000-L639999)	Gasket, Upper Body to Lower Body
13		16 449	(L625000-L639999)	Gasket, Nozzle
14		24 262	(-L639999)	Spring, Throttle Stop Screw
15		24 340	(-L639999)	Spring, Idle Needle
16		24 425	(-L639999)	Spring, Choke Fly Flapper
17		24 480	(-L639999)	Spring, Choke Lever Stop Screw (not used on tractors with electric starter)
18		26 597	(-L624999)	Shaft, Choke and Lever Assembly
19		26 612	(L625000-L639999)	Shaft, Choke and Lever Assembly
20		27 143	(-L639999)	Fly, Choke
21		27 144	(-L639999)	Valve, Choke Fly Flapper
22		27 530	(-L639999)	Fly Assembly, Choke
23		30 570	(-L624999)	Float and Lever Assembly
24		30 600	(L625000-L639999)	Float and Lever Assembly
25		32 16	(-L624999)	Shaft, Float Lever
		32 27	(L625000-L639999)	Shaft, Float
26		43 44	(-L624999)	Needle, Idle Adjusting
		43 108	(L625000-L639999)	
27		44 38	(-L639999)	Packing, Throttle Shaft
28		44 39	(L625000-L639999)	Packing, Choke Shaft (2 Used)
29		46 383	(-L624999)	Venturi
		46 424	(L625000-L639999)	
30		47 571	(-L624999)	Nozzle with Main Jet
31		47 585	(L625000-L639999)	Nozzle
32		49 101 L	(L625000-L639999)	Jet, Idle
33		49 153	(L625000-L639999)	Jet, Power (No Stack Cleaner)
		49 169	(L629195-L639999)	Jet, Power (High Stack Air Cleaner)
34		55 231	(L625000-L639999)	Retainer, Throttle Shaft Packing
35		62 167	(L625000-L639999)	Pin, Throttle Stop
36		65 153	(-L639999)	Bowl, Float
37	L 587 T		(-L639999)	Ferrule, Fuel Inlet Line
38		67 523	(L625000-L639999)	Strainer Assembly, Fuel Inlet
39		78 154	(L625000-L639999)	Washer, Lock, Upper Body to Lower Body Screws (4 Used)
40		78 184	(-L639999)	Washer, Choke Lever Stop Screw (not used on tractors with electric starter)
41		78 322	(-L639999)	Washer, Lock, Choke Fly and Throttle Fly Screw (4 Used)
42		80 117	(-L624999)	Screw, Bowl to Body
43		95 78	(-L639999)	Strainer, Gasoline Drain
44		99 7	(L625000-L639999)	Plug, Drain
45		227 591	(L625000-L639999)	Throttle Body Assembly with Throttle Shaft, Fly, and Plug
46		233 536	(-L639999)	Float Valve and Valve Seat with Gasket (Matched Set)
47	AL 2226 T		(-L624999)	Carburetor, Complete with Stud
48	(AL 2283 T AL 2630 T		(L625000-L639999)	Carburetor, Complete
			(L629195-L639999)	Carburetor, Complete (used with high stack air cleaner)
49	(L 349 T L 681 T		(-L624999)	Gasket, Carburetor Attaching
50	L 866 T		(L625000-L639999)	Stud, Carburetor Attaching (2 Used)
			(-L624999)	



TRACTOR—MODEL "L"

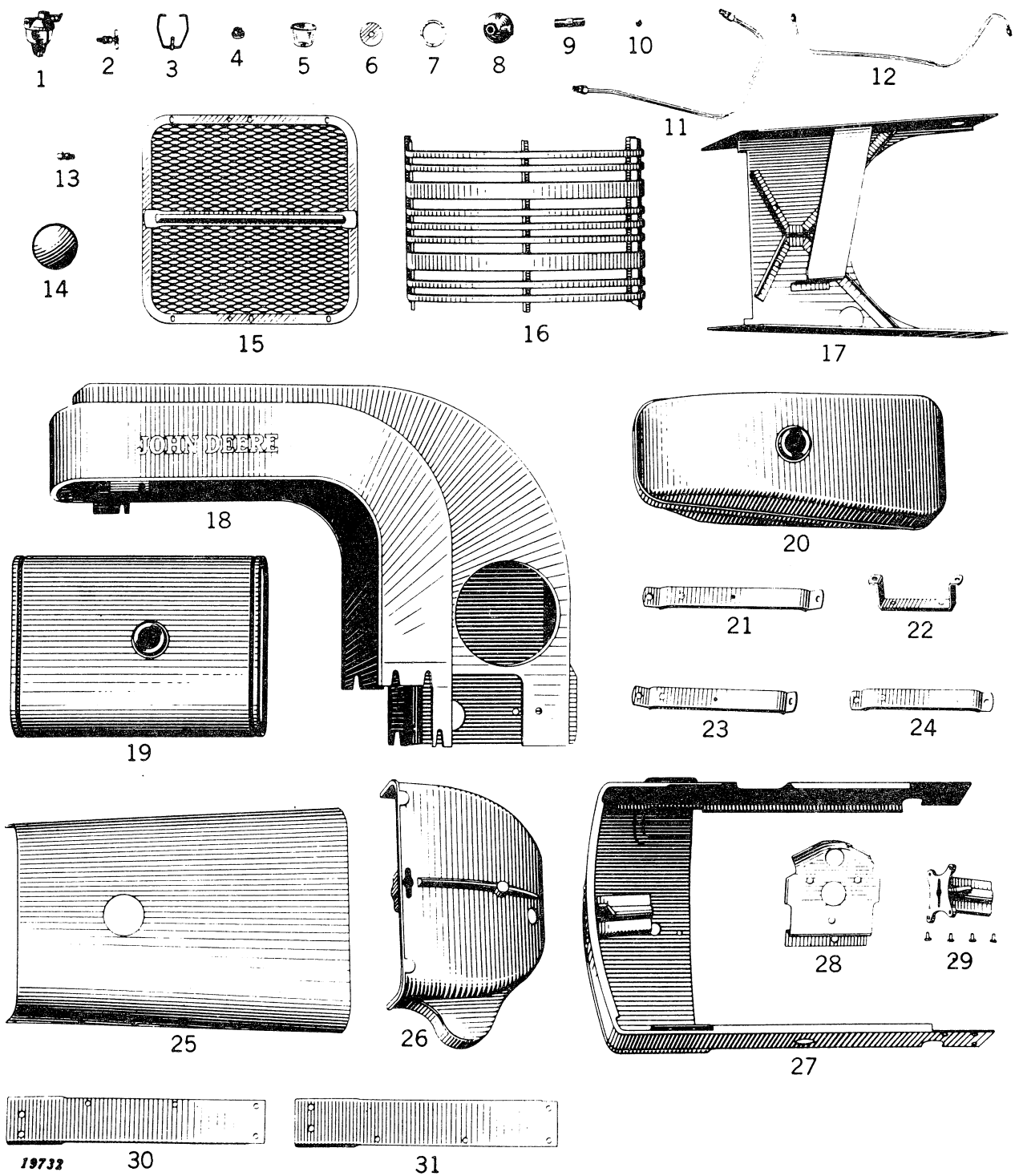
CARBURETOR
Serial No. (L640000-)

CARBURETOR
Serial No. (L640000—)

Key	John Deere Part No.	Outside Manufacturer's Part No.	Serial No.	Description
1	L 681 T		(L640000—)	Gasket, Carburetor Attaching
2		15-443	(L640000—)	Screw, Upper Body to Lower Body (4 Used)
3		78-154	(L640000—)	Washer, Lock, Upper Body to Lower Body Screws (4 Used)
4		43-108	(L640000—)	Needle, Idle Adjusting
5		24-340†	(L640000—)	Spring, Idle Needle
6		14-175	(L640000—)	Fly, Throttle
7		78-322	(L640000—)	Washer, Lock, Choke and Throttle Fly Screws (4 Used)
8		15-A91†	(L640000—)	Screw, Throttle and Choke Fly (4 Used)
9		15-223	(L640000—)	Screw, Upper Body Plug
10		227-738	(L640000—)	Throttle Body Assembly with Throttle Shaft, Fly, and Plugs
11	L 587 T		(L640000—)	Ferrule, Fuel Inlet Line
12		67-523	(L640000—)	Strainer Assembly, Fuel Inlet
13		44-38	(L640000—)	Packing, Throttle Shaft
14		55-231†	(L640000—)	Retainer, Throttle Shaft Packing
15		13-719†	(L640000—)	Throttle Shaft and Stop Assembly with Throttle Fly
16		62-167	(L640000—)	Pin, Throttle Stop
17		233-536†	(L640000—)	Valve, Float and Seat with Gasket (Matched Set)
18		49-101 L†	(L640000—)	Jet, Idle
19	12H 10 R		(L640000—)	Washer, Lock, 5/16" (2 Used)
20	19H 110 T		(L640000—)	Screw, Cap, Carburetor to Manifold, 5/16" x 7/8" (2 Used)
21		46-473	(L640000—)	Venturi
22	21H 971 R*		(L640000—)	Screw, Choke Bracket Clamp and Choke Swivel (2 Used)
23		29-81*	(L640000—)	Clamp, Choke Bracket
24		29-530*	(L640000—)	Choke, Bracket Assembly
25		15-33*	(L640000—)	Screw, Choke Bracket Attaching
26		78-62*	(L640000—)	Washer, Lock, Choke Bracket Attaching Screw
27		24-153*	(L640000—)	Spring, Choke Lever
28		28-49*	(L640000—)	Swivel, Choke Lever
29		82-16*	(L640000—)	Wire, Snap, Choke Lever Swivel
30		26-656*	(L640000—)	Shaft, Choke
31	AL 2705 T*		(L640000—)	Cable, with Knob Choke Control
32		24-262†	(L640000—)	Spring, Throttle Stop Screw
33		30-600	(L640000—)	Float and Lever Assembly
34		32-27†	(L640000—)	Shaft, Float
35		47-611	(L640000—)	Nozzle, Main
36		16-449†	(L640000—)	Gasket, Nozzle
37		49-209†	(L640000—)	Jet, Power
38		27-539	(L640000—)	Fly Assembly, Choke
39		10-2182	(L640000—)	Carburetor, Lower Body and Plug Assembly
40		99-7	(L640000—)	Plug, Drain
41		24-480	(L640000—)	Spring, Choke Lever Stop Screw
42		78-184	(L640000—)	Washer, Choke Lever to Stop Screw
43		15-397	(L640000—)	Screw, Choke Lever Stop
44		95-78	(L640000—)	Strainer, Gasoline Drain
45		26-657	(L640000—)	Shaft, Choke and Lever Assembly (Not Used on Tractors with Electric Starter)
46		16-80†	(L640000—)	Gasket, Carburetor Bowl
47		44-39†	(L640000—)	Packing, Choke Shaft (2 Used)
48		24-425†	(L640000—)	Spring, Choke Fly Flapper
49		27-144	(L640000—)	Flapper, Choke Fly
50		27-154	(L640000—)	Fly, Choke
51	21H 977 R		(L640000—)	Screw, Throttle Stop
52	14H 774 R		(L640000—)	Nut, Hex., 3/8"
..	AL 2850 T		(L640000—)	Carburetor, Complete
..		286-605	(L640000—)	Kit, Repair for AL2850T Carburetor (Consists of Part Nos. followed by a Dagger (†))

*Parts used only on tractors equipped with starting, lighting and generator equipment.

FUEL TANK, FUEL FILTER, AND ENGINE HOUSING
Serial No. (-L639999)



FUEL TANK, FUEL FILTER, AND ENGINE HOUSING

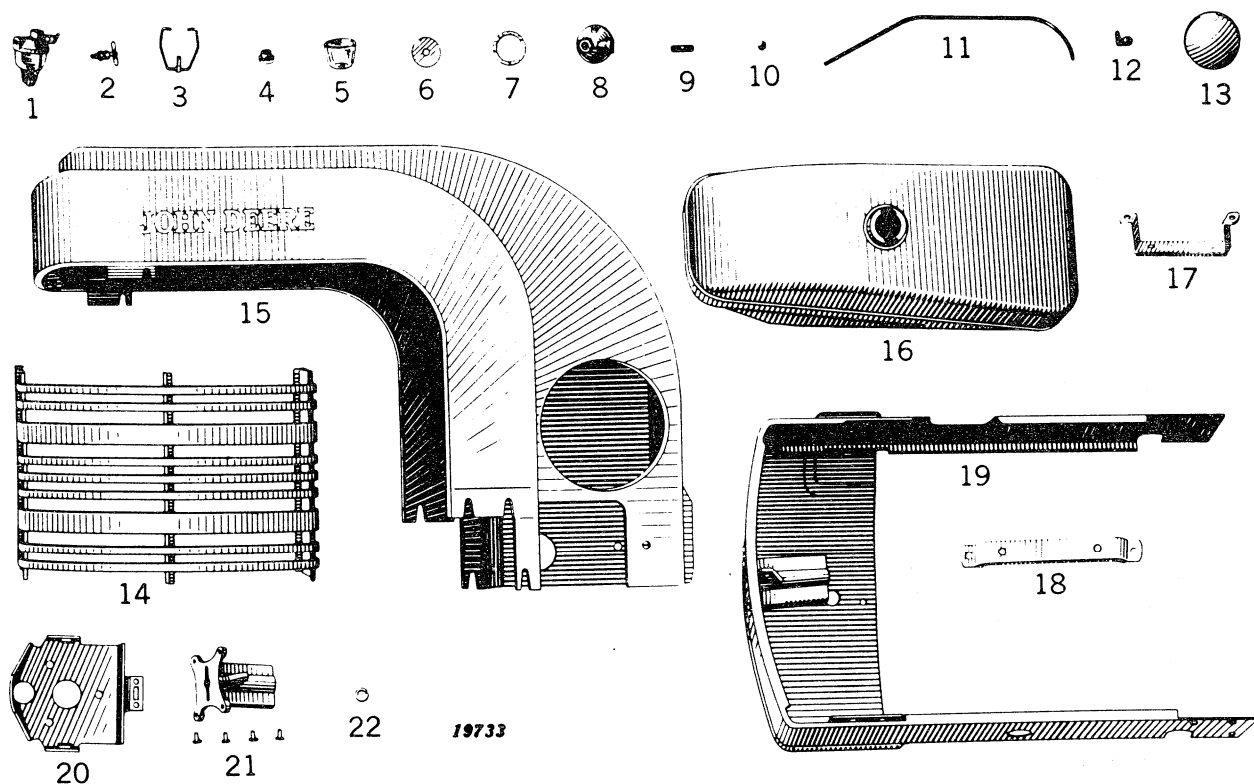
Serial No. (—L639999)

Key	Part No.	Serial No.	Description
1	AL 2087 T	(—L639999)	Filter, Gasoline, Complete
2	AL 2117 T	(—L639999)	Valve, Shutoff, Gasoline Filter
3	AL 2118 T	(—L639999)	Clamp, Wire with Stud
4	AL 2119 T	(—L639999)	Nut, Thumb, Gasoline Filter
5	AL 884 T	(—L639999)	Bowl, Glass, Gasoline Filter
6	L 885 T	(—L639999)	Screen, Gasoline Filter
7	L 886 T	(—L639999)	Gasket, Gasoline Filter
8	L 893 T	(—L639999)	Cover, Gasoline Filter
9	29 H 483 R	(—L639999)	Nipple, Pipe, Gasoline Filter to Tank
10	L 587 T	(—L639999)	Ferrule, Fuel Line (2 Used)
11	AL 2237 T	(—L624999)	Line, Fuel with 2 Brass Ferrules
12	AL 2340 T	(L625000—L639999)	Line, Fuel with 2 Brass Ferrules
13	AL 2125 T	(—L639999)	Connector, Fuel Line, Straight, Brass
14	AL 2275 T	(—L639999)	Cap, Gasoline Tank
15	AL 2054 T	(—L624999)	Guard, Radiator
16	AL 2268 T	(L625000—L639999)	Grille Assembly, Engine House
17	AL 2070 T	(—L622580)	Plate Assembly, Engine House Rear
18	AL 2436 T	(L625000—L639999)	Housing, Engine, Top and Sides Assembly
19	AL 2072 T	(—L624999)	Tank, Gasoline
20	AL 2270 T	(L625000—L639999)	Tank, Gasoline
21	AL 2075 T	(—L624999)	Support, Gasoline Tank, Rear
22	AL 2272 T	(L625000—L639999)	Support, Gasoline Tank, Rear, with Lining
23	AL 2076 T	(—L624999)	Support, Gasoline Tank, Front
24	AL 2271 T	(L625000—L639999)	Support, Gasoline Tank, Front, with Lining
25	AL 2193 T	(L621079—L624999)	Hood, Engine House
26	L 926 T	(—L624999)	Shield, Front, below Radiator
27	AL 2267 T	(L625000—L639999)	Base and Shield Assembly, Engine House
28	AL 2338 T	(L625000—L639999)	Support, Engine House, Rear
29	AL 2421 T	(L625000—L639999)	Guide, Crank, with 4 Rivets
30	L 923 T	(—L624999)	Plate, Side, L.H., Engine House
31	L 924 T	(—L624999)	Plate, Side, R.H., Engine House

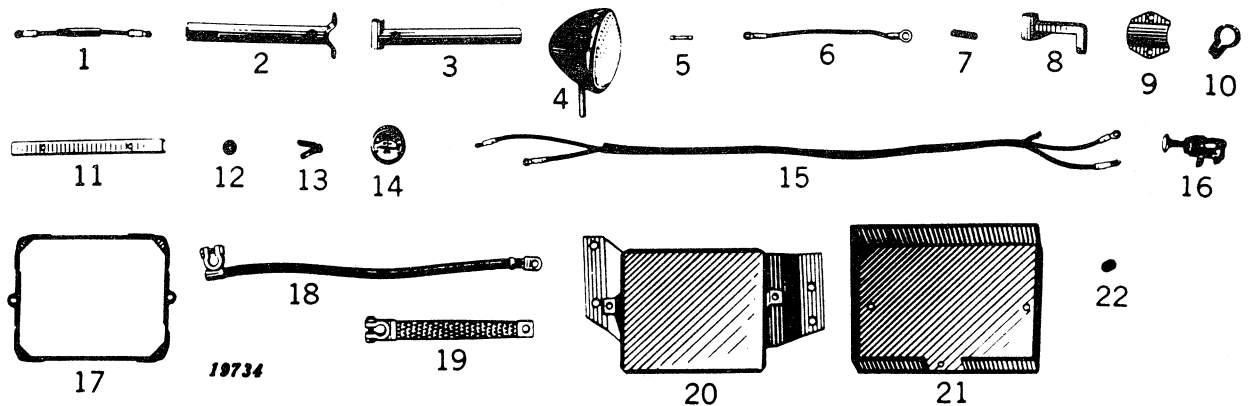


FUEL TANK, FUEL FILTER, AND ENGINE HOUSING

Serial No. (L640000-)



Key	Part No.	Serial No.	Description
1	AL 2087 T	(L640000-)	Filter, Gasoline
2	AL 2117 T	(L640000-)	Valve, Shutoff, Gasoline Filter
3	AL 2118 T	(L640000-)	Clamp, Wire, with Stud
4	AL 2119 T	(L640000-)	Nut, Thumb, Gasoline Filter
5	AL 884 T	(L640000-)	Bowl, Glass, Gasoline Filter
6	L 885 T	(L640000-)	Screen, Gasoline Filter
7	L 886 T	(L640000-)	Gasket, Gasoline Filter
8	L 893 T	(L640000-)	Cover, Gasoline Filter
9	29H 483 R	(L640000-)	Nipple, Pipe, Gasoline Filter to Tank
10	L 587 T	(L640000-)	Ferrule, Fuel Line (2 Used)
11	AL 2757 T	(L640000-)	Line, Fuel, with 2 Brass Ferrules
12	AL 2730 T	(L640000-)	Elbow Assembly, Gasoline Filter
13	AL 2275 T	(L640000-)	Cap, Gasoline Tank
14	AL 2268 T	(L640000-)	Grille Assembly, Engine House
15	AL 2982 T	(L640000-)	Housing, Engine, Top and Sides Assembly
16	AL 2678 T	(L640000-)	Tank, Gasoline
17	AL 2272 T	(L640000-)	Support, Gasoline Tank, Rear, with Lining
18	AL 2271 T	(L640000-)	Support, Gasoline Tank, Front, with Lining
19	AL 2267 T	(L640000-)	Base and Shield Assembly, Engine House
20	AL 2763 T	(L640000-)	Support, Engine House, Rear
21	AL 2421 T	(L640000-)	Guide, Crank with 4 Rivets
22	L 1211 T	(L640000-)	Washer, Lock, Engine House Base Assembly to Radiator Support (2 Used)

LIGHTS, SWITCH, BATTERY MOUNTING AND CABLES
 Serial No. (L640000—)


Key	Part No.	Serial No.	Description
1	AL 2793 T	(L640000—)	Lead, Ammeter to Switch, with Fuse
2	AL 2813 T	(L640000—)	Tube, Spotlight, Large
3	AL 2814 T	(L640000—)	Tube, Spotlight, Small
4	AM 3257 T	(L640000—)	Light (Sub. for AL2855T)
5	AL 2919 T	(L640000—)	Fuse
6	AL 2924 T	(L640000—)	Lead, Ammeter to Battery (Lights without Starter)
7	AL 2976 T	(L640000—)	Connector, Light Leads (3 Used)
8	L 4312 T	(L640000—)	Bracket, Headlight
9	L 4318 T	(L640000—)	Clamp, Steering Column Support
10	L 4320 T	(L640000—)	Clamp, Spotlight Tubes
11	L 4343 T	(L640000—)	Channel, Steering Column Support
12	L 4352 T	(L640000—)	Grommet, Rubber (3 Used)
13	L 4353 T	(L640000—)	Bracket, Transmission, Rear Light Lead
14	AF 2749 R	(L640000—)	Ammeter (Sub. for AB2568R)
15	AL 2792 T	(L640000—)	Harness, Wiring, Generator to Ammeter to Switch
16	1995603	(L640000—)	Switch, Light, less Knob
17	AL 2818 T	(L640000—)	Hold-Down, Battery
18	AL 2822 T	(L640000—)	Cable, Battery to Starter
19	AL 2823 T	(L640000—)	Strap, Ground
20	AL 2824 T	(L640000—)	Plate, Battery Mounting
21	AL 2858 T	(L640000—)	Cover, Battery
22	L 4349 T	(L640000—)	Spacer, Battery Cover (2 Used)


(Parts listed below are not illustrated.)

L	1203 T	(L640000—)	Screw, Steering Column Support Channel
L	4350 T	(L640000—)	Bolt, Battery Hold-Down (2 Used)
AL	2795 T	(L640000—)	Lead, Headlight to Switch
AL	2796 T	(L640000—)	Lead, Spotlight to Switch
L	1211 T	(L640000—)	Washer, Lock, Switch Attaching
L	1198 T	(L640000—)	Washer, Battery Hold-Down Bolts
14H	466 T	(L640000—)	Nut, Hex., Light Switch to Panel
F	690 R	(L640000—)	Knob, Light Switch



TRACTOR—MODEL "L"

AL 2227 T MAGNETO AND CABLES
Serial No. (-L639999)



AL 2227 T MAGNETO AND CABLES

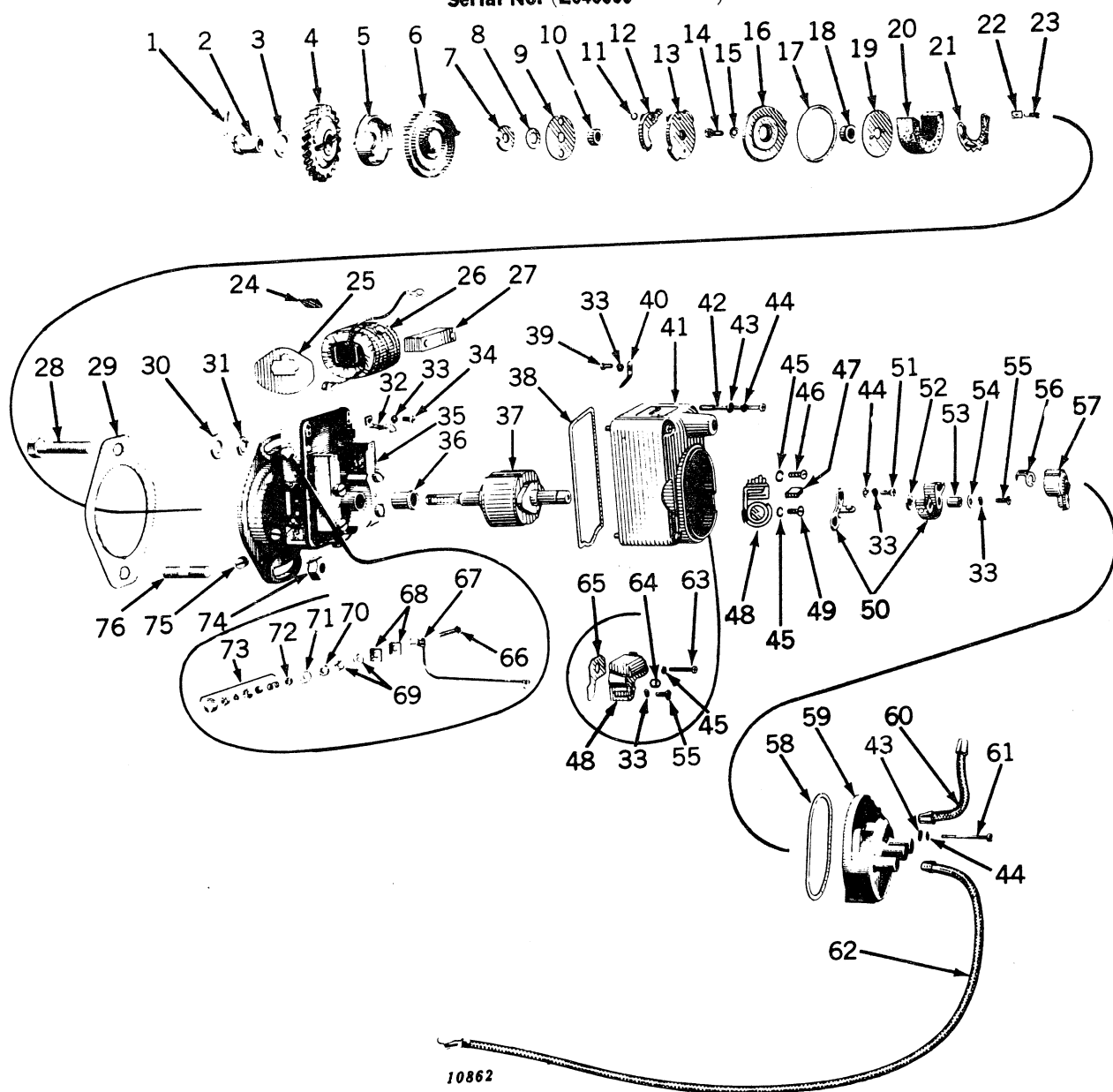
Serial No. (-L639999)

Key	John Deere Part No.	Outside Manufacturer's Part No.	Serial No.	Description
1		6084	(-L639999)	Shaft, Magneto Rotor
2		6214*	(-L626429)	Brush, Carbon, with Spring (2 Used)
		51664*	(L626430-L639999)	
3		6285	(-L639999)	Condenser, Complete
4		6339	(-L639999)	Bearings, Main (2 Used)
5		6352	(-L639999)	Retainer, Felt (2 Used)
6		6354	(-L639999)	Gasket, Top Cover
7		6376	(-L639999)	Lead, Primary Assembly
8		6384	(-L639999)	Nut, Hex., Condenser
9		6399	(-L639999)	Rotor, Tunnel Cover
10		6401	(-L639999)	Insulator, Coil
11		6402	(-L639999)	Key, Cam
12		6424	(-L639999)	Gasket, Distributor Cap
13		6427	(-L639999)	Driver, Distributor Disk
14		6430	(-L639999)	Lead Assembly, High Tension with Nipple
15		6431	(-L639999)	Cover, Top, Magneto Housing with Gasket
16		6433	(-L639999)	Cam
17		6434	(-L639999)	Cap, Distributor Complete with Brushes
18		6435	(-L639999)	Coil, with Primary Lead
19		6440	(-L639999)	Screw, Top Cover (4 Used)
20		6455	(-L639999)	Wiper Assembly, Cam
21		6462	(-L639999)	Disk, Distributor, Complete
22		6475	(-L639999)	Disk, Safety Gap
23		6522	(-L639999)	Washer, Top Cover Screws
24		6535	(-L639999)	Plate, Bearing, Rear Magneto Housing
25		6536	(-L639999)	Spring, Ground Switch with Rivet
26		6598	(-L639999)	Breaker Bar and Bracket Set
27		6618	(-L639999)	Terminal, Ground, with Lead, less Spring
28		6640	(-L639999)	Washer, Sealing, Distributor Cap and Top Cover Screws (8 Used)
29		6644	(-L639999)	Housing, Magneto, with Flange
30		6763*	(-L639999)	Washer, Leather, Oil Sealing
31		6822*	(-L639999)	Plate, Stop Pin, with three Screws
32		7333	(-L639999)	Coupling, Magneto Drive, with Stop Levers
33		7340*	(-L639999)	Screw, Stop Plate Attaching (3 Used)
34		7348*	(-L639999)	Felt, Bearing, Magneto Drive Coupling
35		7352	(-L639999)	Spring Assembly with Felt and Stop Pin
36		7524*	(-L639999)	Washer, Felt (3 Used)
37		7820	(-L639999)	Screw, Distributor
38		16319*	(-L639999)	Washer, Lock, Cam Retaining Screw
39		16766	(-L639999)	Screw, Coil Attaching (2 Used)
40	21H 965 R*		(-L639999)	Screw, Cam Retaining
41		16835	(-L639999)	Nut, Slotted Magneto Shaft
42		23149*	(-L639999)	Washer, Lock, Cam Wiper, Condenser Attaching, and Coil Attaching Screws (4 Used)
43		29281	(-L639999)	Screw, Front Bearing Plate (3 Used)
44		29621	(-L639999)	Washer, Plain, Coil Screw (2 Used)
45		29760	(-L639999)	Washer, Lock, Front Bearing Plate Screw (3 Used)
46		35207*	(-L639999)	Screw, Bearing Knock-out Hole (3 Used)
47		35251*	(-L639999)	Screw, Condenser
48		51237*	(-L639999)	Plug, Screw, Oil Hole (4 Used)
49		51272*	(-L639999)	Screw, Contact Bracket (2 Used)
50		51435*	(-L639999)	Ring, Sealing, Main Bearing (2 Used)
51		70131	(-L639999)	Screw, Cam Wiper
52		70325	(-L639999)	Washer, Magneto Shaft
53	AL 2005 T		(-L639999)	Plug, Spark (2 Used)
54	AL 2227 T		(-L639999)	Magneto, Complete, less Impulse Cup and Gear
55	(AL 2228 T		(-L624999)	Gear, with Impulse Cup
	AL 2337 T		(-L639999)	Gear, with Impulse Cup
56	AL 2745 T		(-L639999)	Cable, Spark Plug (2 Used)
57		2687 R	(-L639999)	Key, Woodruff, Main Drive
58	L 348 T		(-L639999)	Gasket, Magneto, Attaching
59	L 872 T		(-L639999)	Stud, Magneto, Attaching (2 Used)
60	L 873 T		(-L639999)	Bracket, Spark, Cable

*Parts provided to John Deere Branch Houses by John Deere Waterloo Tractor Works, Waterloo, Iowa.



TRACTOR—MODEL "L"

AL 2908 T MAGNETO AND CABLES
Serial No. (L640000-)

Key	John Deere Part No.	Outside Manufacturer's Part No.	Serial No.	Description
1	11H 20 T		(L640000-)	Pin, Cotter, Impulse Lock Nut, 3/32" x 3/4"
2		2076	(L640000-)	Nut, Lock, Impulse
3		4140	(L640000-)	Washer, Gear Spacing
4	AL 4380 T		(L640000-)	Gear, Magneto Drive
5		2040	(L640000-)	Cup, Drive
6		15-186*	(L640000-)	Spring, Drive
7		16-583*	(L640000-)	Washer, Drive Cap Spacing, Brass
8		IVA 583*	(L640000-)	Washer, Spacing, Steel
9		M 42 XA	(L640000-)	Washer, Drive Cup
10		2288*	(L640000-)	Retainer, Drive Spring
11		2122*	(L640000-)	Spacer, Driven Flange
12		A 243 X	(L640000-)	Ring, Snap (2 Used)
13		A 179 X	(L640000-)	Pawl, Impulse (2 Used)
14	21H 988 R*	X 3194	(L640000-)	Flange Group, Driven, with Pawls
15	H 666 R*		(L640000-)	Screw, Fill. Hd., Impulse Stop, No. 12-1/2" (4 Used)
16		(X 2719*	(L640000-)	Washer, Lock (4 Used)
		(A 33 X*	(L640000-)	Impulse Stop Group
				Seal, Oil



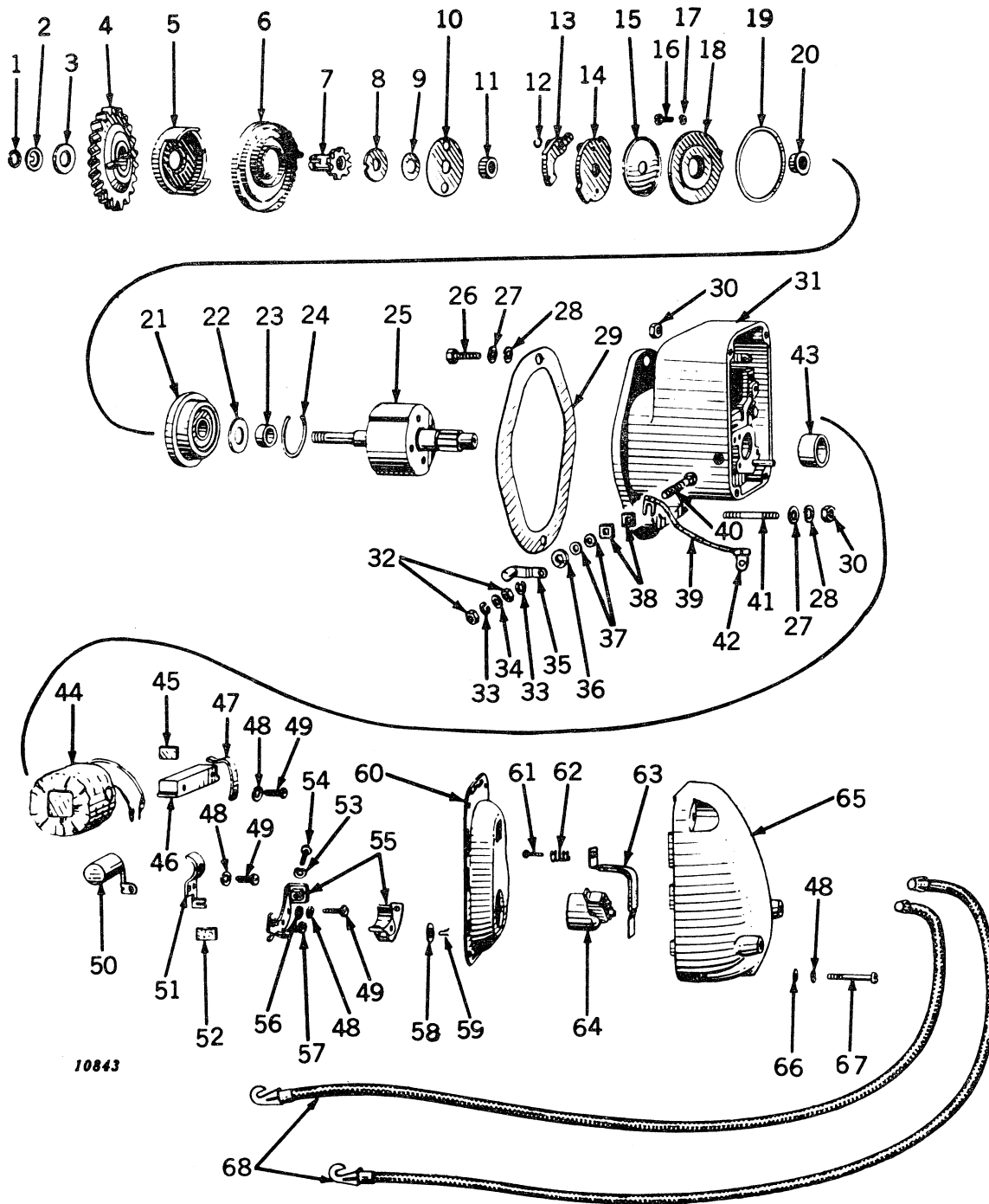
AL 2908 T MAGNETO AND CABLES
Serial No. (L640000-)

Key	John Deere Part No.	Outside Manufacturer's Part No.	Serial No.	Description
17		2496*	(L640000-)	Gasket, Impulse Stop
18		2121*	(L640000-)	Spacer, Impulse
19		X 2747	(L640000-)	Disk, Oiling
20		1379*	(L640000-)	Pad, Main Oil (Felt)
21		2505*	(L640000-)	Plate, Spring, Oil Pad
22		1152*	(L640000-)	Scraper, Oil
23		1153*	(L640000-)	Spring, Oil Scraper
24		3497 A	(L640000-)	Wedge, Coil (2 Used)
25		1760*	(L640000-)	Plate, Coil Protecting (2 Used)
26		X 2766*	(L640000-)	Coil
27		X 2706*	(L640000-)	Core, Coil
28	19H 278 T		(L640000-)	Screw, Cap, 3/8" N.F. x 3"
29	L 348 T		(L640000-)	Gasket, Magneto Attaching
30	L 1148 T		(L640000-)	Washer, Magneto Attaching, 3/8" (2 Used)
31	12H 11 R*		(L640000-)	Washer, Lock, Magneto Attaching, 3/8" (2 Used)
32		2503*	(L640000-)	Clamp, Coil Core (2 Used)
33	A 766 R*		(L640000-)	Washer, Lock, No. 8 (6 Used)
34	21H 973 R*		(L640000-)	Screw, Fill. Hd., Coil Core Clamp, No. 8 x 3/8" (2 Used)
35		X 3872	(L640000-)	Housing Group, Main
36		2495*	(L640000-)	Bushing, Rotor (2 Used)
37		X 2919	(L640000-)	Rotor (Armature)
38		2504*	(L640000-)	Gasket, Cover
39		1404*	(L640000-)	Screw, Secondary Interlead Contact
40		1397*	(L640000-)	Interlead Coil Contact
41		X 2798*	(L640000-)	Cover, with Breaker Plate Assembly and Screws
42		2538*	(L640000-)	Screw, Cover (4 Used)
43		1118*	(L640000-)	Washer, Leather (6 Used)
44		IXA 256*	(L640000-)	Washer (7 Used)
45	A 765 R*		(L640000-)	Washer, Lock, Condenser Screw, No. 6 (3 Used)
46	21H 962 R*		(L640000-)	Screw, Fill. Hd., Condenser, No. 6 x 1/4" (Used with Metal Case)
47		5446	(L640000-)	Wiper, Cam, Felt (Used with Metal Case Condenser)
48		X 1413*	(L640000-)	Condenser
49	21H 964 R*		(L640000-)	Screw, Breaker Spring Clamp, No. 6 x 1/2" (Used with Metal Case Condenser)
50		X 3343*	(L640000-)	Breaker Point Assembly
51	21H 971 R*		(L640000-)	Screw, Fill. Hd., Fixed Contact, No. 8 x 5/16"
52		(1197*	(L640000-)	Washer, Spacing, Breaker Arm
		1197 T*	(L640000-)	Shim, Spacing, Breaker Arm (If needed)
53		1418*	(L640000-)	Spacer, Breaker Arm
54		B 1085 R*	(L640000-)	Washer, Breaker Arm Clamp
55		16-738*	(L640000-)	Screw, Breaker Point and Breaker Spring Clamp (2 Used)
56		16-480*	(L640000-)	Spring, Lock Arm
57		16-X 477 B*	(L640000-)	Arm with Spring (Rotor)
58		2497*	(L640000-)	Gasket
59		X 4603	(L640000-)	Cap with Screws
60		X 2725	(L640000-)	Interlead, Secondary
61		2537*	(L640000-)	Screw, Cap (2 Used)
62	AL 2923 T		(L640000-)	Cable, Spark Plug (2 Used)
63	21H 966 R*		(L640000-)	Screw, Fill. Hd., Condenser, No. 6 x 3/4" (2 Used)
64		1194*	(L640000-)	Wiper, Cam, Felt (Used with Bakelite Condenser)
65		1533*	(L640000-)	Gasket, Condenser
66		3538*	(L640000-)	Stud, Ground
67		X 2721 A	(L640000-)	Lead, Stop Button
68		3539*	(L640000-)	Washer, Insulating, Inner (2 Used)
69		M 34 X	(L640000-)	Washer, Ground Stud, Insulating Center (2 Used)
70		M 35 X	(L640000-)	Washer, Insulating, Outside, Ground Stud
71		M 33 X	(L640000-)	Washer, Insulating, Outside, Ground Stud, Brass
72		M 72 X	(L640000-)	Nut, Ground Stud
73		A 140	(L640000-)	Button Group, Stop
74	14H 383 R*		(L640000-)	Nut, Hex., 3/8" N.F. (2 Used)
75	B 1107 R*		(L640000-)	Plug, Oil (2 Used)
76	L 872 T		(L640000-)	Stud, Magneto Attaching
..		(L640000-)	Magneto, Complete (Sub. AL20274T)

*Parts provided to John Deere Branch Houses by John Deere Waterloo Tractor Works, Waterloo, Iowa.



TRACTOR—MODEL "L"

AL 20274 T MAGNETO AND CABLES
Serial No. (L640000—)

Key	John Deere Part No.	Outside Manufacturer's Part No.	Serial No.	Description
1		6424	(L640000—)	Ring, Snap, Drive Gear
2		6425	(L640000—)	Washer, Gear
3		4140	(L640000—)	Washer, Spacing, Drive Gear
4	AL 4380 T		(L640000—)	Gear, Magneto Drive
5		2040	(L640000—)	Cup, Drive
6		15-186*	(L640000—)	Spring, Impulse Drive
7		K 6445	(L640000—)	Nut, Impulse Lock Replacement Kit (Includes Lock Nut, Retainer Ring and Thrust Washer)
8		IVA 583*	(L640000—)	Washer, Drive Cup Spacing (Steel)
9		M 42 XA*	(L640000—)	Washer, Drive Cup Retainer, Drive Spring



AL 20274 T MAGNETO AND CABLES
 Serial No. (L640000—)

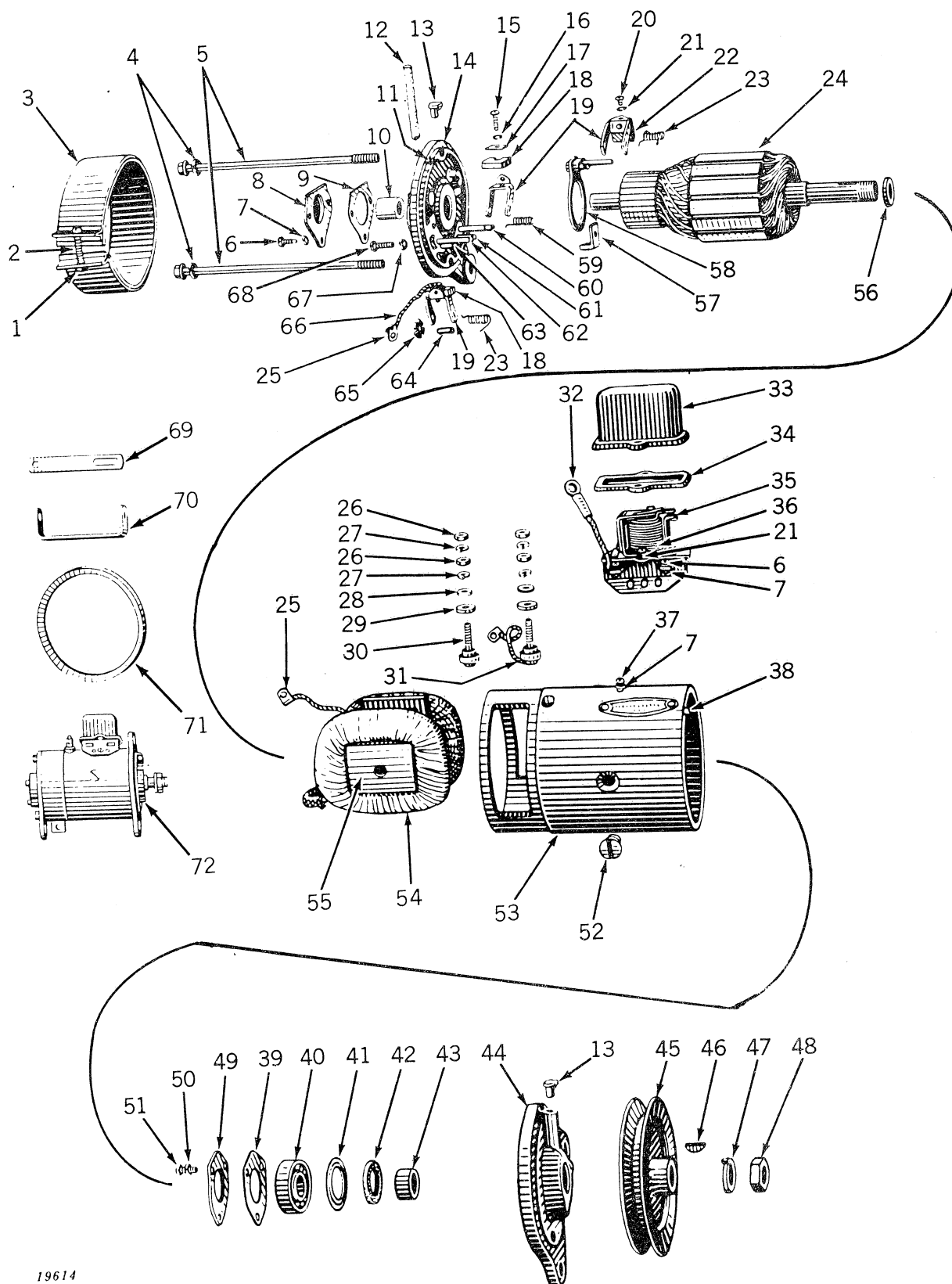
Key	John Deere Part No.	Outside Manufacturer's Part No.	Serial No.	Description
10		2288*	(L640000—)	Retainer, Drive Spring
11		2122*	(L640000—)	Spacer, Driven Flange
12		A 243 X*	(L640000—)	Ring, Snap, Tripping Arm (2 Used)
13		A 179 X*	(L640000—)	Arm, Tripping Impulse Pawl (2 Used)
14		X 2286	(L640000—)	Driven Flange Group with Pawls
15		6204*	(L640000—)	Slinger, Oil
16	21H 988 R*		(L640000—)	Screw, Impulse Stop Plate, No. 12-2 x 1/2" (4 Used)
17	H 666 R*		(L640000—)	Washer, Lock, Impulse Stop Plate Screws, No. 12 (4 Used)
18		(X 5549*	(L640000—)	Stop Group, Impulse
		6199*	(L640000—)	Seal, Oil
19		5519*	(L640000—)	Gasket, Impulse Stop
20		5518*	(L640000—)	Spacer, Impulse
21		X 5521*	(L640000—)	Bearing, Cage Group
22		5926*	(L640000—)	Shield, Ball Bearing
23		5520*	(L640000—)	Spacer, Ball Bearing
24		5516*	(L640000—)	Ring, Retaining, Ball Bearing Shield
25		Y 5761	(L640000—)	Rotor
26	19H 278 T		(L640000—)	Screw, Cap, 3/8"—2 x 3"
27	L 1148 T		(L640000—)	Washer, Magneto Attaching (2 Used)
28	12H 11 R*		(L640000—)	Washer, Lock, Magneto to Cylinder Block, 3/8" (2 used)
	AA 3402 R*		(L640000—)	Washer, Lock, Magneto, to Cylinder Block, 3/8" (Box of 50)
29	L 348 R*		(L640000—)	Gasket, Magneto to Cylinder Block
30	14H 383 R*		(L640000—)	Hex. Nut, Magneto to Cylinder Block, 3/8" (2 Used)
31		X 6501	(L640000—)	Housing, Assembly
32	14H 605 R*		(L640000—)	Nut, Hex., Ground Stud, No. 8 (2 Used)
33	A 766 R*		(L640000—)	Washer, Lock, Ground Stud, No. 8 (2 Used)
34		IXA 256*	(L640000—)	Washer, Ground Stud
35		X 5632	(L640000—)	Button Group, Stop
36		M 35 X	(L640000—)	Washer, Ground Stud, Insulating, Outer
37		M 34 X	(L640000—)	Bushing, Ground Stud, Insulating (2 Used)
38		3539*	(L640000—)	Washer, Ground Stud, Insulating, Inner (2 Used)
39		X 5757*	(L640000—)	Lead, Ground Connection
40		3945*	(L640000—)	Stud, Ground
41	L 872 T		(L640000—)	Stud, Magneto to Cylinder Block
42		1814*	(L640000—)	Terminal, Ground Lead (Breaker Point End)
43		5610*	(L640000—)	Bushing, Rotor
44		X 5700*	(L640000—)	Coil Group
45		10383*	(L640000—)	Wedge, Coil
46		X 5524*	(L640000—)	Core Group, Coil
47		5633*	(L640000—)	Clamp, Coil Core
48	12H 35 R*		(L640000—)	Washer, Lock, Coil Core Clamp, Fixed Contact, Condenser Clamp and Magneto Cover Screws, No. 8 (10 Used)
49	21H 973 R		(L640000—)	Screw, Coil Core Clamp, Fixed Contact and Condenser Clamp, No. 8 (6 Used)
50		X 5614*	(L640000—)	Condenser Group
51		5532*	(L640000—)	Clamp, Condenser, without Felt Cam Wiper
52		5077*	(L640000—)	Wiper, Felt Cam
53	A 765 R*		(L640000—)	Washer, Lock, Breaker Spring Screw, No. 6
54	21H 964 R*		(L640000—)	Screw, Breaker Spring, No. 6—2 x 1/2"
55		(X 5996*	(L640000—)	Breaker Point Assembly
		6468*	(L640000—)	Felt, Breaker Arm Cam Wiper
56	B 1085 R*		(L640000—)	Washer, Fixed (Breaker Arm Clamp) (2 Used)
57		10407*	(L640000—)	Washer, Spacing (Under Breaker Arm)
58		3219*	(L640000—)	Washer, Breaker Arm Pivot
59		4210*	(L640000—)	Lock, Breaker Arm
60		5644*	(L640000—)	Gasket, Magneto Cover
61		5536*	(L640000—)	Screw, Secondary Interlead
62		5620*	(L640000—)	Spring, Coil Contact
63		X 6000*	(L640000—)	Interlead, Secondary
64		X 5531	(L640000—)	Arm, Distributor
65		X 5769	(L640000—)	Cover, Magneto (Complete with Secondary Interlead and Cover Attaching Hardware)
66		IXA 256*	(L640000—)	Washer, Cover Screw (4 Used)
67		5622*	(L640000—)	Screw, Magneto Cover, with Washer (4 Used)
68	AL 2923 T		(L640000—)	Cable, Spark Plug (2 Used)
..	AL 20274 T		(L640000—)	Magneto, Complete

*Parts provided to John Deere Branch Houses by John Deere Waterloo Tractor Works, Waterloo, Iowa.



TRACTOR—MODEL "L"

GENERATOR
Serial No. (L640000-)



19614

GENERATOR
Serial No. (L640000—)

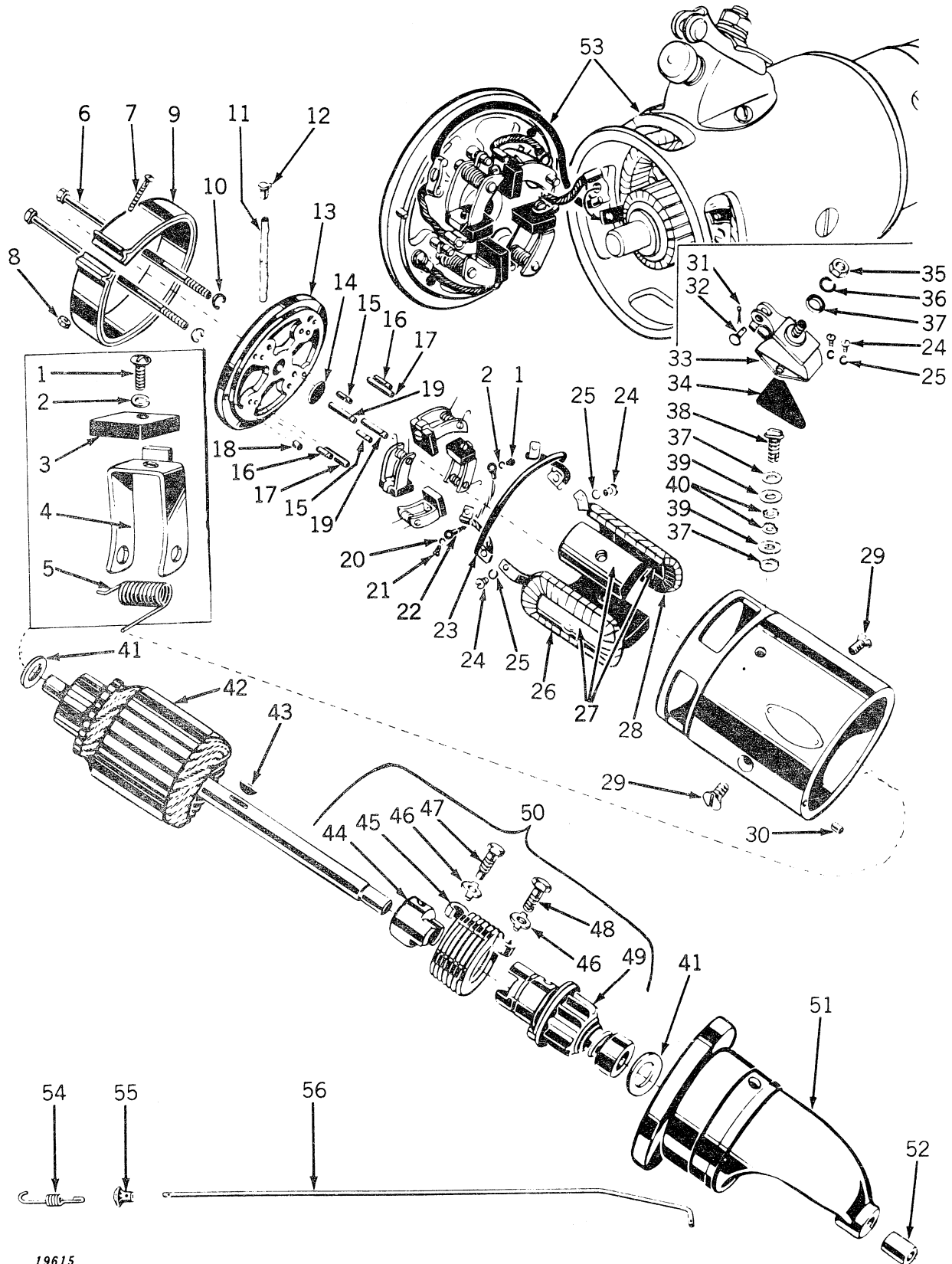
Key	John Deere Part No.	Outside Manufacturer's Part No.	Serial No.	Description
1	14H 631 R*		(L640000—)	Nut
2	21H 985 R*		(L640000—)	Screw
3		1872638*	(L640000—)	Band, Cover
4	12H 68 R*		(L640000—)	Washer, Lock (2 Used)
5		815018 *	(L640000—)	Bolt (2 Used)
6		1881998*	(L640000—)	Screw (5 Used)
7	A 3008 R*		(L640000—)	Washer, Lock (7 Used)
8		820524*	(L640000—)	Plate, End Cover
9		817220*	(L640000—)	Gasket, End Cover Plate
10	AA 3497 R*		(L640000—)	Bushing
11		809062*	(L640000—)	Pin, Dowel
12		804076*	(L640000—)	Wick, Oil (Felt)
13	E 2302 RT		(L640000—)	Oiler (2 Used)
14		817216*	(L640000—)	Frame, Commutator End, with Pins
		1911097*	(L640000—)	Plug, Oil Hole
15		451608*	(L640000—)	Screw (3 Used)
16	A 765 R*		(L640000—)	Washer, Lock (3 Used)
17		909551*	(L640000—)	Washer, Brush (Rectangular) (3 Used)
18		1836664*	(L640000—)	Brush, Main (2 Used)
19		809642*	(L640000—)	Holder, Brush (3 Used)
20	21H 961 R*		(L640000—)	Screw (2 Used)
21		802730*	(L640000—)	Washer, Lock (4 Used)
22		1880225*	(L640000—)	Brush, Third
23		809644	(L640000—)	Spring, Third and Ground Brush (2 Used)
24		1841027*	(L640000—)	Armature
25		200182*	(L640000—)	Terminal, Brush Lead (2 Used)
26	14H 608 R*		(L640000—)	Nut (4 Used)
27	A 3011 R*		(L640000—)	Washer, Lock (4 Used)
28	A 3031 R*		(L640000—)	Washer, Plain (2 Used)
29		1858753*	(L640000—)	Washer, Insulating (2 Used)
30		1858749*	(L640000—)	Stud Assembly, Terminal (2 Used)
31		1858754*	(L640000—)	Sug, Terminal, and Lead Assembly
32		1872661*	(L640000—)	Lead, "A" Terminal to Relay
33		1881250*	(L640000—)	Cover, Relay (Screw Fastened Type)
34		1881251*	(L640000—)	Gasket, Screw Type Cover
35		1116809*	(L640000—)	Relay Assembly with Cover
36	21H 238 R*		(L640000—)	Screw (2 Used)
37	21H 971 R*		(L640000—)	Screw (2 Used)
38		809593*	(L640000—)	Pin, Dowel
39		1912008*	(L640000—)	Gasket, Retainer Plate
40	JD 7180 R*		(L640000—)	Bearing, Ball
41		81904*	(L640000—)	Plate, Felt Retainer
42		809961*	(L640000—)	Washer, Felt
43		817224*	(L640000—)	Collar, Outside
44		817223*	(L640000—)	Frame, Drive End
45	AL 4198 T		(L640000—)	Pulley, Generator
46	26H 72 R*		(L640000—)	Key, Woodruff
47		804000*	(L640000—)	Washer, Lock
48		806915	(L640000—)	Nut
49		1911263*	(L640000—)	Plate, Bearing Retainer
50	A 3009 R*		(L640000—)	Washer, Lock (3 Used)
51		1904829*	(L640000—)	Screw (3 Used)
52		1843646*	(L640000—)	Screw (2 Used)
53		1867168*	(L640000—)	Frame, Main
54		1902102*	(L640000—)	Coil, Field
55		816331*	(L640000—)	Shoe, Pole (2 Used)
56		809945*	(L640000—)	Washer, Inside Spacing
57		817532*	(L640000—)	Clamp, Third Brush Plate
58		809698*	(L640000—)	Plate, Third Brush
59		809658*	(L640000—)	Spring, Main Brush
60		812016*	(L640000—)	Pin, Main Brush Holder Hinge (Insulated)
61		812015*	(L640000—)	Pin, Main Brush Holder Stop (Insulated)
62		817313*	(L640000—)	Pin, Ground Brush Holder Hinge
63		817314*	(L640000—)	Pin, Ground Brush Holder Stop
64		809614*	(L640000—)	Pin, Third Brush Plate Spring Washer
65		809824*	(L640000—)	Washer, Third Brush Plate Spring
66		809688	(L640000—)	Lead, Ground Brush
67	A 767 R*		(L640000—)	Washer, Lock
68	21H 983 R*		(L640000—)	Screw, Third Brush Plate Clamp
69	L 4199 T		(L640000—)	Link Adjusting Generator
70	L 4200 T		(L640000—)	Bracket, Generator
71	L 4201 T		(L640000—)	Belt, Generator
72	AB 1204 R*		(L640000—)	Generator Less Pulley

*Parts provided to John Deere Branch Houses by John Deere Waterloo Tractor Works, Waterloo Iowa.



STARTING MOTOR

Serial No. (L640000-)



19615

STARTING MOTOR


Serial No. (L640000-)

Key	John Deere Part No.	Outside Manufacturer's Part No.	Serial No.	Description
1	21H 964 R*		(L640000-)	Screw, Brush Attaching, No. 6, 1/2", (4 Used)
2	A 765 R*		(L640000-)	Washer, Lock, Brush Screw (4 Used)
3		811553*	(L640000-)	Brush (4 Used)
4		810226*	(L640000-)	Holder, Brush (4 Used)
5		813521*	(L640000-)	Spring, Brush (4 Used)
6		809053	(L640000-)	Bolt, Through (2 Used)
7	21H 986 R*		(L640000-)	Screw, Round Hd. Mach., Cover Band, No. 10, 1-1/4"
8	14H 631 R*		(L640000-)	Nut, Cover Band Screw, No. 10
9		1886923*	(L640000-)	Band, Cover
10	12H 9 R*		(L640000-)	Washer, Lock, 1/4" (2 Used)
11		802691*	(L640000-)	Wick, Oiler, Commutator End
12		114998*	(L640000-)	Oiler, Commutator End
13		1873774	(L640000-)	Frame, Commutator End with Pins and Oiler
14		1865182*	(L640000-)	Plug, Expansion, Commutator End
15		812015*	(L640000-)	Pin and Insulator, Brush Holder, Stop (2 Used)
16		817314*	(L640000-)	Pin, Brush Holder, Stop (2 Used)
17		817313*	(L640000-)	Pin, Brush Holder, Hinge (2 Used)
18		809062*	(L640000-)	Pin, Dowel, Commutator End Frame to Body
19		812016*	(L640000-)	Pin, and Insulator, Brush Holder, Hinge (2 Used)
20	A 766 R*		(L640000-)	Washer, Lock, Brush Ground Lead Screw (2 Used)
21	21H 969 R*		(L640000-)	Screw, Brush Ground Lead, No. 8, 1/4" (2 Used)
22		813554*	(L640000-)	Lead, Brush Ground (2 Used)
23		819362*	(L640000-)	Lead, Brush Jumper
24	21H 395 R*		(L640000-)	Screw, Round Hd. Mach., Brush Lead to Field Coil and Switch Mounting, No. 10, 1/4" (4 Used)
25	A 767 R*		(L640000-)	Washer, Lock, Brush Lead to Field Coil Screw and Switch Attaching Screw, No. 10 (4 Used)
26		812406	(L640000-)	Coil, Field, R.H. (Distributor Side of Tractor)
27		810601*	(L640000-)	Shoe, Pole (4 Used)
28		812407	(L640000-)	Coil, Field, L.H. (Carburetor Side of Tractor)
29		1881869*	(L640000-)	Screw, Pole Shoe (4 Used)
30		809593*	(L640000-)	Pin, Dowel, Drive Body to Main Body
31	11H 3 R*		(L640000-)	Pin, Cotter, Switch Pin, 1/16" x 1/2"
32		1880254*	(L640000-)	Pin, Switch
33		1882323	(L640000-)	Switch, Complete with Hardware
34		816911*	(L640000-)	Insulation, Switch Side (2 Used)
35	14H 732 R*		(L640000-)	Nut, Hex. Jam, Switch Terminal Stud, 3/8" (2 Used)
36	12H 11 R*		(L640000-)	Washer, Lock, 3/8"
37	24H 156 R*		(L640000-)	Washer, Switch Terminal and Switch Terminal Stud (3 Used)
38		821524	(L640000-)	Stud, Switch Terminal
39		1861076*	(L640000-)	Washer, Switch and Terminal Stud, Insulating (Large) (2 Used)
40		1904669*	(L640000-)	Washer, Switch and Terminal Stud, Insulating (Small) (2 Used)
41		833602*	(L640000-)	Washer, Commutator End Spacer and Drive End Spacer (2 Used)
42		1872505	(L640000-)	Armature
43	26H 19 R*		(L640000-)	Key, Woodruff, Drive End, 5/32" x 5/8"
44	A 2784 R*		(L640000-)	Head, Drive
45		1860639	(L640000-)	Spring, Drive
46		805057*	(L640000-)	Washer, Lock, Head Spring Screw and Shaft Spring Screw (2 Used)
47		1850811*	(L640000-)	Screw, Head Spring
48		1850810*	(L640000-)	Screw, Shaft Spring
49		1855629	(L640000-)	Gear and Shaft with Service Sleeve
50		1868804	(L640000-)	Drive Assembly
51		1882324	(L640000-)	Housing, Drive with Housing
52		810620*	(L640000-)	Bushing, Drive Housing
53	AL 2723 T		(L640000-)	Motor, Starting
54	L 4246 T		(L640000-)	Spring, Starter Rod
55	L 4281 T		(L640000-)	Knob, Starter Rod
56	L 4287 T		(L640000-)	Rod, Starter
(Parts listed below are not illustrated)				
		1849782*	(L640000-)	Sleeve, Bendix
	A 2789 R*		(L640000-)	Ring, Snap, Sleeve, Retaining
	L 4247 T		(L640000-)	Lever, Starter, Switch
	AL 2794 T		(L640000-)	Lead, Starter to Ammeter

*Parts provided to John Deere Branch Houses by John Deere Waterloo Tractor Works, Waterloo, Iowa



TRACTOR—MODEL "L"

SEAT, FRAME, AND FENDERS
Serial No. (—L639999)

19736


SEAT, FRAME, AND FENDERS
Serial No. (-L639999)

Key	Part No.	Serial No.	Description
1	AD 1606 R	(-L639999)	Seat
2	AL 2041 T	(-L624999)	Frame, Tractor, Complete (When Used on Tractor Serial No. L621000-L621079 Order AL2194T Steering Column Support with AL2041T)
	AL 2299 T	(L625000-L639999)	Frame, Tractor, Complete
3	AL 2203 T	(-L639999)	Fender, R.H.
4	AL 2204 T	(-L639999)	Fender, L.H.
5	AL 2458 T	(-L639999)	Bracket, Seat, with Spring
6	L 547 T	(-L639999)	Spring, Seat
7	L 552 T	(-L639999)	Holder, Seat Bracket Spring
8	L 682 T	(-L639999)	Stud, Seat Bracket (2 Used)
9	L 515 T	(-L639999)	Support, Engine, Front

(Parts listed below are not illustrated.)

AL 2412 T	(-L639999)	Tools
L 1120 T	(-L624999)	Nut, Square, Seat Spring to Bracket
L 1121 T	(-L639999)	Nut, Square, Seat Spring to Bracket
JD 7754	(-L639999)	Gun, Hydraulic Grease



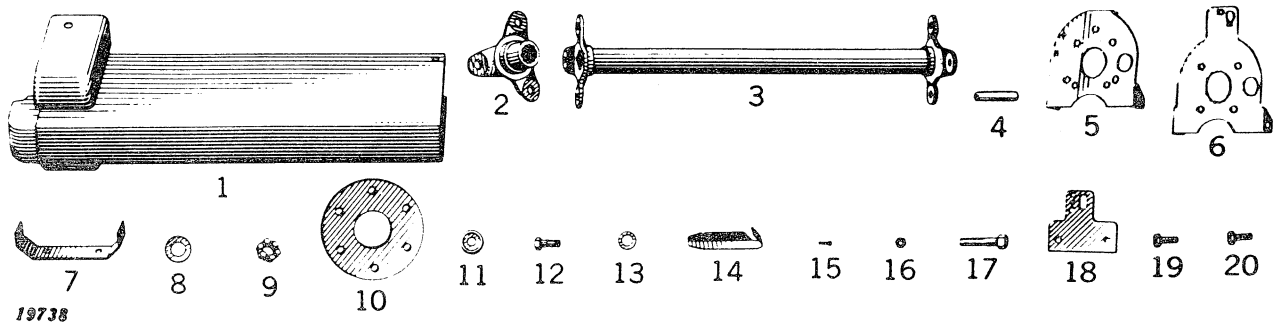
TRACTOR—MODEL “L”**SEAT, FRAME, AND FENDERS**
Serial No. L640000-)

SEAT, FRAME, AND FENDERS
 Serial No. (L640000-)

Key	Part No.	Serial No.	Description
1	AD 1606 R	(L640000-)	Seat
2	AL 2680 T	(L640000-)	Frame, Tractor, Complete
3	AL 2203 T	(L640000-)	Fender, R.H.
4	AL 2204 T	(L640000-)	Fender, L.H.
5	AL 2458 T	(L640000-)	Bracket, Seat, with Spring
6	L 547 T	(L640000-)	Spring, Seat
7	L 552 T	(L640000-)	Holder, Seat Bracket Spring
8	L 682 T	(L640000-)	Stud, Seat Bracket (2 Used)
9	L 4164 T	(L640000-)	Support, Engine, Front
(Parts listed below are not illustrated.)			
	AL 2412 T	(L640000-)	Tools
	L 1121 T	(L640000-)	Nut, Square, Seat Spring to Bracket
	JD 7754	(L640000-)	Gun, Hydraulic Grease

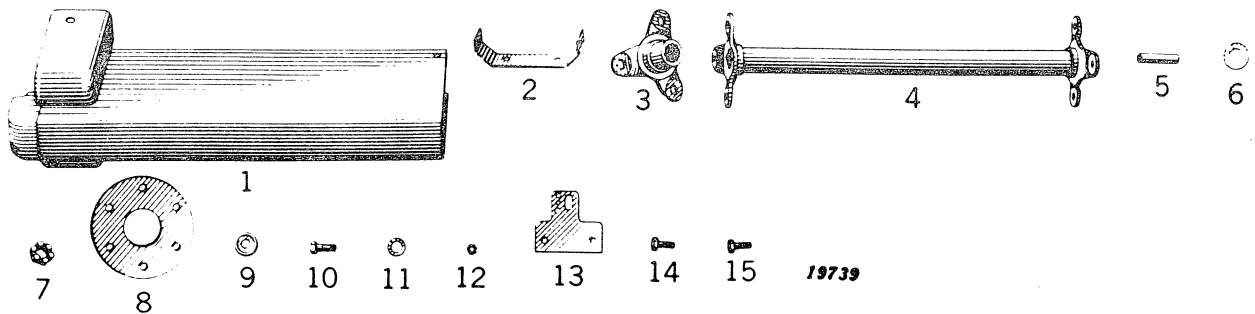


PROPELLER SHAFT, GUARD, AND ASSOCIATED PARTS
 Serial No. (—L639999)



Key	Part No.	Serial No.	Description
1	AL 2195 T	(—L624999)	Guard, Propeller Shaft with Crank Holder
	AL 2276 T	(L625000—L628999)	Guard, Propeller Shaft
	AL 2615 T	(L629000—L639999)	Guard, Propeller Shaft
	AL 2404 T	(L625000—L628999)	Guard, Propeller Shaft, "LI" only
	AL 2618 T	(L629000—L639999)	Guard, Propeller Shaft, "LI" only
2	AL 2209 T	(—L639999)	Spider, Outer (2 Used)
3	AL 2210 T	(—L628999)	Shaft, Propeller with End Spiders
	AL 2614 T	(L629000—L639999)	
4	28H 2025 T	(—L624999)	Spacer, Pipe, Propeller Shaft Guard (2 Used) (Sub. for L214T)
	L 4058 T	(L625000—L639999)	Spacer, Pipe, Propeller Shaft Guard (2 Used)
5	L 217 T	(—L624999)	Support, Propeller Shaft Guard (2 Used)
6	L 601 T	(L625000—L628999)	Support, Propeller Shaft Guard, Rear
7	L 4054 T	(L629000—L639999)	Support, Propeller Shaft Guard, Rear
8	L 273 T	(—L639999)	Washer, Spider to Shaft (2 Used)
9	L 366 T	(—L639999)	Nut, Hex., Spider to Shaft (2 Used)
10	L 373 T	(—L639999)	Disk, Fabric (2 Used)
11	L 374 T	(—L639999)	Washer with Bead, Fabric Disk Cap Screw (12 Used)
12	L 375 T	(—L639999)	Screw, Cap, Fabric Disk to Spider (12 Used)
13	24H 379 T	(—L639999)	Washer, Plain (12 Used)
14	L 518 T	(—L624999)	Guide, Governor Control Rod
15	L 1171 T	(—L624999)	Screw, Self-tapping Governor Control Rod Guide to Propeller Shaft Support (2 Used)
16	14H 583 T	(—L639999)	Nut, Hex., Fabric Disk to Spider Screws (12 Used)
17	19H 190 T	(—L639999)	Screw, Cap, Propeller Shaft Guard Spacer, 5/16" x 7" (2 Used)
18	L 4055 T	(L629000—L639999)	Plate, Ratchet, Governor Control Rod
19	21H 928 T	(—L639999)	Screw, Cap, Propeller Shaft Guard to Engine House Assembly, 5/16" x 1 1/2" (2 Used)
20	21H 930 T	(—L639999)	Screw, Cap, Propeller Shaft Guard to Transmission Support, 5/16" x 5/8" (2 Used)

PROPELLER SHAFT, GUARD, AND ASSOCIATED PARTS
Serial No. L640000-

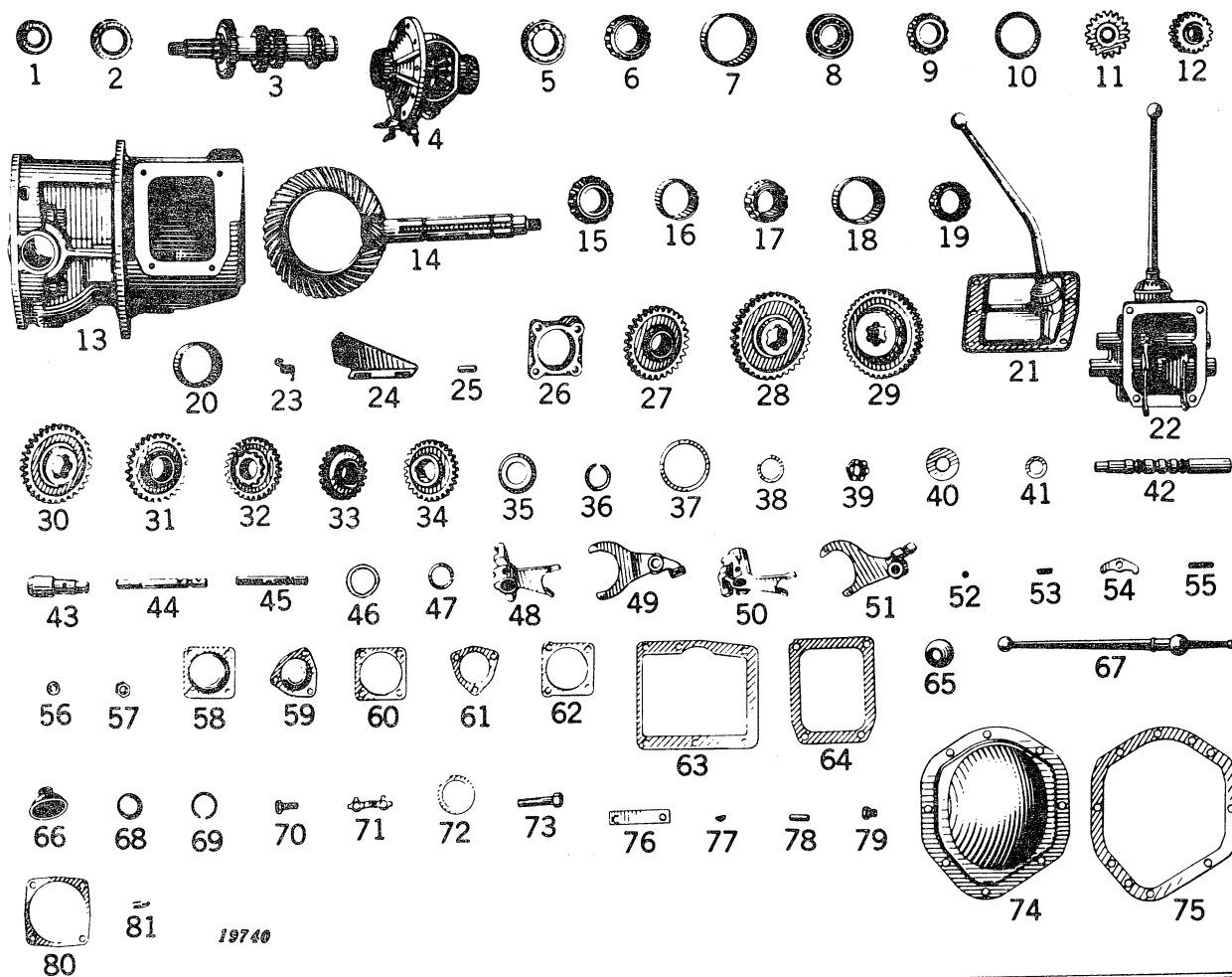


Key	Part No.	Serial No.	Description
1	AL 2783 T	(L640000-) Guard, Propeller Shaft
2	L 4054 T	(L640000-) Support, Propeller Shaft Guard
3	AL 2209 T	(L640000-) Spider, Outer (2 Used)
4	AL 2614 T	(L640000-) Shaft, Propeller, with End Spiders
5	L 4058 T	(L640000-) Spacer, Pipe, Propeller Shaft Guard (2 Used)
6	L 273 T	(L640000-) Washer, Spider to Shaft (2 Used)
7	L 366 T	(L640000-) Nut, Hex., Spider to shaft (2 Used)
8	L 373 T	(L640000-) Disk, Fabric (2 Used)
9	L 374 T	(L640000-) Washer with Bead, Fabric Disk Cap Screw (12 Used)
10	L 375 T	(L640000-) Screw, Cap, Fabric Disk to Spider (12 Used)
11	24H 379 T	(L640000-) Washer, Plain (12 Used)
12	14H 583 T	(L640000-) Nut, Hex., Fabric Disk to Spider Screws (12 Used)
13	L 4248 T	(L640000-) Plate, Ratchet, Governor Control Rod
14	21H 928 T	(L640000-) Screw, Cap, Propeller Shaft Guard to Engine House Assembly, 5/16" x 1/2" (2 Used)
15	21H 930 T	(L640000-) Screw, Cap, Propeller Shaft Guard to Transmission Support, 5/16" x 5/8" (2 Used)

TRACTOR—MODEL "L"

TRANSMISSION—DIFFERENTIAL ASSEMBLY

Serial No. -L639999



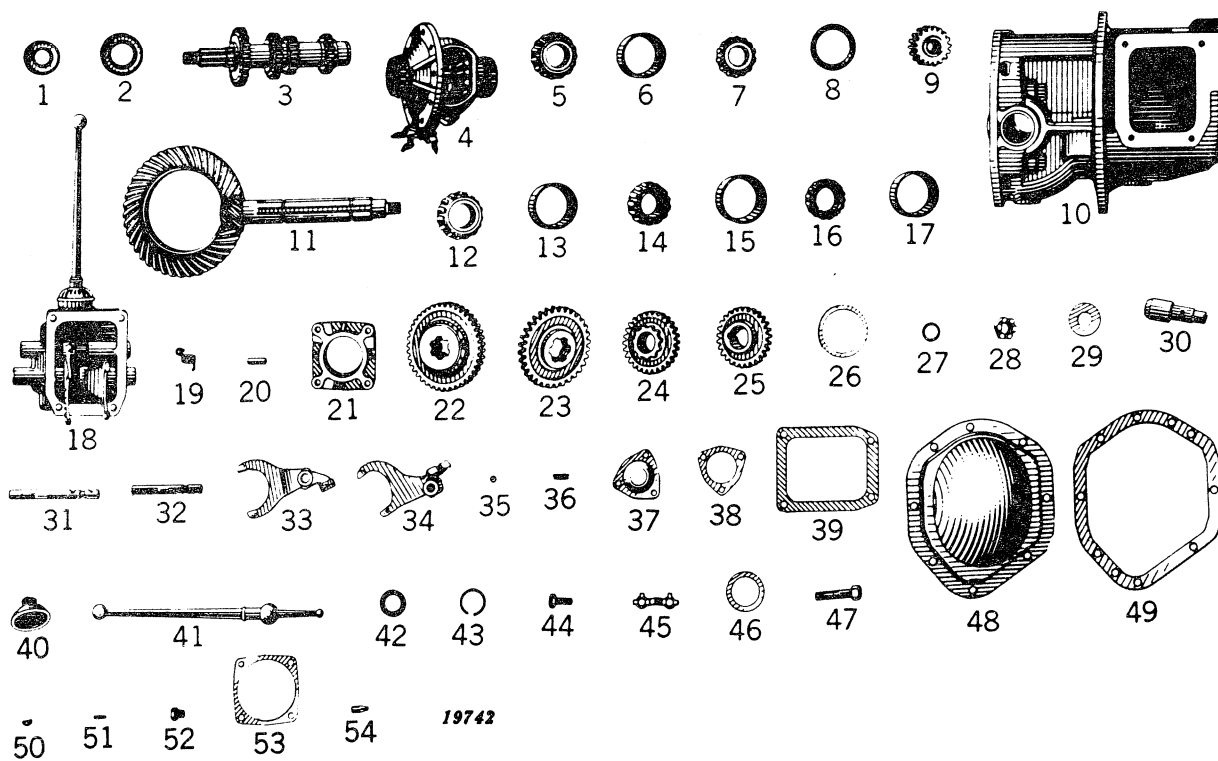
Key	Part No.	Serial No.	Description
1	AL 2122 T	(-L639999)	Seal, Oil, Differential (2 Used)
2	AL 2123 T	(-L639999)	Seal, Oil, Upper Front Bearing Cap
3	AL 2158 T	(-L628999)	Shaft, Upper, with 4 Gears, Complete
4	AL 2602 T	(L629000-L639999)	Differential Assembly, with Bearing Cover, Shims and Capscrew Locks, Less Ring Gear
	AL 2159 T	(-L639999)	
5	AL 2161 T	(-L628999)	Bearing, Roller, Upper Shaft, Rear
6	JD 8106 R	(L629000-L639999)	Cone, Bearing, Upper Shaft, Rear
7	JD 7428 R	(L629000-L639999)	Cup, Bearing, Upper Shaft, Rear
8	JD 7170 T	(-L628999)	Bearing, Ball, Upper Shaft, Front, with Snap Ring
9	JD 7212 H	(L629000-L639999)	Cone, Bearing, Upper Shaft, Front
10	JD 7262 R	(L629000-L639999)	Cup, Bearing, Upper Shaft, Front, in Bearing Cap
11	AL 2171 T	(-L628999)	Gear, Reverse Idler, with Bushing
12	AL 2603 T	(L629000-L639999)	Gear, Reverse Idler, with Bushing
13	AL 2175 T	(-L628999)	Case, Transmission and Differential, with Differential Bearing Caps
	AL 2601 T	(L629000-L639999)	
14	AL 2241 T	(-L628999)	Gear, Ring, and Pinion Set with Cap Screw Locks
	AL 2619 T	(L629000-L639999)	
15	JD 7388 H	(-L628999)	Cone, Bearing, Lower Shaft, Front
	JD 8106 R	(L629000-L639999)	
16	JD 7259 R	(-L628999)	Cup, Bearing, Lower Shaft, Front
	JD 7428 R	(L629000-L639999)	
17	JD 7397 T	(-L639999)	Cone, Bearing, Lower Shaft, Rear
18	JD 7421 T	(-L639999)	Cup, Bearing, Lower Shaft, Rear
19	JD 7399 T	(-L639999)	Cone, Bearing, Differential (2 Used)
20	JD 7423 T	(-L639999)	Cup, Bearing, Differential (2 Used)
21	AL 2353 T	(-L628999)	Cover, Transmission, with Shift Lever (When Used on Tractors Prior to Serial No. L621079 use one L568T Spacer and four 19H100T Cap screws)
22	AL 2605 T	(L629000-L639999)	Cover, Transmission Assembly with Shift Lever
23	L 320 T	(-L624999)	Spring, Governor Control Rod Ratchet Plate
	L 602 T	(L625000-L639999)	



TRANSMISSION—DIFFERENTIAL ASSEMBLY—Continued
Serial No. (—L639999)

Key	Part No.	Serial no.	Description
24	L 322 T	(—L624999)	Bracket, Governor Control Rod on Transmission Case
25	L 389 T	(—L639999)	Pin, Dowel, Transmission Case to Frame (2 Used)
26	(L 439 T	(—L628999)	Retainer, Bearing, Transmission Shaft Upper Front
	(AL 4001 T	(L629000—L639999)	
27	L 507 T	(—L628999)	Gear, Reverse Driven, Lower Shaft, 29 Teeth
28	L 508 T	(—L628999)	Gear, First Speed Driven, Lower Shaft, 35 Teeth
29	AL 4004 T	(L629000—L639999)	Gear, First and Reverse Speed Driven, Lower Shaft, 41 Teeth
30	(L 442 T	(—L628999)	Gear, Second Speed Driven, Lower Shaft, 32 Teeth
	(AL 4005 T	(L629000—L639999)	Gear, Second Speed Driven, Lower Shaft, 36 Teeth
31	L 443 T	(—L628999)	Gear, Third Speed Driven, Lower Shaft, 27 Teeth
32	AL 4006 T	(L629000—L639999)	Gear, Third Speed Driven, Lower Shaft, 28 Teeth
33	L 458 T	(—L628999)	Gear, Third Speed Drive, Upper Shaft, 22 Teeth
34	AL 4007 T	(L629000—L639999)	Gear, Third Speed Drive, Upper Shaft, 27 Teeth
35	(L 444 T	(—L628999)	Washer, Bevel, Lower Shaft
	(L 4019 T	(L629000—L639999)	
36	L 445 T	(—L628999)	Ring, Snap, Lower Shaft (2 Used)
37	(L 446 T	(—L639999)	Shim, Lower Shaft, Rear, .003"
	(L 447 T	(—L639999)	Shim, Lower Shaft, Rear, .005"
	(L 448 T	(—L639999)	Shim, Lower Shaft, Rear, .010"
38	(L 449 T	(—L628999)	Shim, Lower Shaft, Front, .003"
	(L 4041 T	(L629000—L639999)	Shim, Lower Shaft, Front, .002"
	(L 450 T	(—L628999)	Shim, Lower Shaft, Front, .005"
	(L 4040 T	(L629000—L639999)	Shim, Lower Shaft, Front, .005"
	(L 451 T	(—L628999)	Shim, Lower Shaft, Front, .010"
	(L 4039 T	(L629000—L639999)	Shim, Lower Shaft, Front, .010"
	(L 452 T	(—L628999)	Shim, Lower Shaft, Front, .030"
39	(L 453 T	(—L628999)	Nut, Hex., Lower Shaft
	(L 4030 T	(L629000—L639999)	
40	(L 454 T	(—L628999)	Washer, Plain, Lower Shaft
	(L 4031 T	(L629000—L639999)	
41	L 461 T	(—L628999)	Washer, Thrust, Reverse Idler Gear
42	L 462 T	(—L628999)	Shaft, Shifter Forks and Reverse Idler Gear
43	AL 4016 T	(L629000—L639999)	Shaft, Reverse Idler Gear
44	L 4017 T	(L629000—L639999)	Rail, Shift, First and Reverse Speeds
45	L 4018 T	(L629000—L639999)	Rail, Shift, Second and Third Speeds
46	L 463 T	(—L628999)	Washer, Plain, Upper Shaft, Rear
47	L 464 T	(—L628999)	Ring, Snap, Upper Shaft, Rear
48	AL 465 T	(—L628999)	Fork, Shift, First and Reverse, Rear
49	AL 4011 T	(L629000—L639999)	Fork, Shift, First and Reverse
50	AL 466 T	(—L628999)	Fork, Shift, Second and Third, Front
51	AL 4012 T	(L629000—L639999)	Fork, Shift, Second and Third
52	L 467 T	(—L639999)	Ball, Poppet (5 Used, Prior to L629000, 2 Used)
53	L 468 T	(—L639999)	Spring, Poppet Ball (2 Used)
54	L 469 T	(—L628999)	Interlock
55	L 470 T	(—L628999)	Stud, Interlock
56	L 472 T	(—L628999)	Washer, Interlock Stud Nut
57	L 958 T	(—L628999)	Nut, Hex., Interlock Stud
58	L 474 T	(—L628999)	Cover, Bearing, Lower Shaft, Front
59	L 4024 T	(L629000—L639999)	Cover, Bearing, Lower Shaft, Front
60	L 475 T	(—L628999)	Gasket, Lower Shaft Front Bearing Cover
61	L 4025 T	(L629000—L639999)	Gasket, Lower Shaft Front Bearing Cover
62	L 476 T	(—L628999)	Gasket, Upper Shaft Front Bearing Retainer
63	L 477 T	(—L628999)	Gasket, Transmission Cover
64	L 4026 T	(L629000—L639999)	Gasket, Transmission Cover
65	L 481 T	(—L628999)	Grommet, Rubber, Transmission Shift Lever
66	L 4022 T	(L629000—L639999)	Grommet, Rubber, Transmission Shift Lever
67	L 4021 T	(L629000—L639999)	Lever, Shift
68	L 4027 T	(L629000—L639999)	Bearing, Shift Lever
69	L 4035 T	(L629000—L639999)	Ring, Snap, Shift Lever
70	L 495 T	(—L639999)	Screw, Cap, Ring Gear to Differential Assembly (10 Used)
71	L 496 T	(—L639999)	Lock, Ring Gear Capscrew (5 Used)
72	(L 497 T	(—L639999)	Shim, Differential, .003"
	(L 498 T	(—L639999)	Shim, Differential, .005"
	(L 499 T	(—L639999)	Shim, Differential, .010"
	(L 500 T	(—L639999)	Shim, Differential, .030"
73	19H 1004 T	(—L639999)	Screw, Cap, Differential Bearing Caps (4 Used)
74	L 505 T	(—L639999)	Cover, Differential
75	L 506 T	(—L639999)	Gasket, Differential Cover
76	L 568 T	(L621079—L624999)	Spacer, Governor Control Rod Bracket
77	26H 22 R	(—L639999)	Key, Woodruff, Third Speed Drive Gear
78	25H 73 T	(L629000—L639999)	Pin, Groov, Shift Forks to Shift Rails (2 Used)
79	L 4020 T	(L629000—L639999)	Plug, Poppet Spring
80	(L 4038 T	(L629000—L639999)	Shim, Upper Shaft Bearing Retainer, .002"
	(L 4037 T	(L629000—L639999)	Shim, Upper Shaft Bearing Retainer, .005"
	(L 4036 T	(L629000—L639999)	Shim, Upper Shaft Bearing Retainer, .010"
81	L 4029 T	(L629000—L639999)	Screw, Lock, Reverse Idler Shaft

TRANSMISSION—DIFFERENTIAL ASSEMBLY
Serial No. L640000—

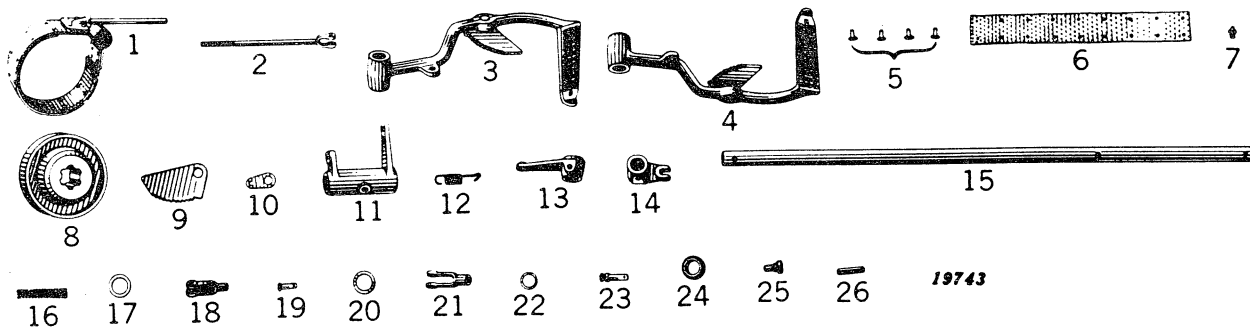


TRANSMISSION—DIFFERENTIAL ASSEMBLY
Serial No. (L640000—)

Key	Part No.	Serial No.	Description
1	AL 2122 T	(L640000—)	Seal, Oil, Differential (2 Used)
2	AL 2123 T	(L640000—)	Seal, Oil, Upper Front Bearing Cup
3	AL 2602 T	(L640000—)	Shaft, Upper, Complete, with 4 gears
4	AL 2159 T	(L640000—)	Differential Assembly with Bearing Cover, Shims and Capscrew Locks, Less Ring Gear
5	JD 8106 T	(L640000—)	Cone, Bearing, Upper Shaft, Rear
6	JD 7428 R	(L640000—)	Cup, Bearing, Upper Shaft, Rear
7	JD 7212 H	(L640000—)	Cone, Bearing, Upper Shaft, Front
8	JD 7262 R	(L640000—)	Cup, Bearing, Upper Shaft, Front, in Bearing Cap
9	AL 2603 T	(L640000—)	Gear, Reverse Idler with Bushing
10	AL 2601 T	(L640000—)	Case, Transmission and Differential, with Differential Bearing Caps
11	AL 2619 T	(L640000—)	Gear, Ring, and Pinion Set, with Cap Screw Locks
12	JD 8106 R	(L640000—)	Cone, Bearing, Lower Shaft, Front
13	JD 7428 R	(L640000—)	Cup, Bearing, Lower Shaft, Front
14	JD 7397 T	(L640000—)	Cone, Bearing, Lower Shaft, Rear
15	JD 7421 T	(L640000—)	Cup, Bearing, Lower Shaft, Rear
16	JD 7399 T	(L640000—)	Cone, Bearing, Differential (2 Used)
17	JD 7423 T	(L640000—)	Cup, Bearing, Differential (2 Used)
18	AL 2605 T	(L640000—)	Cover, Transmission Assembly with Shift Lever
19	L 602 T	(L640000—)	Spring, Governor Control Rod Ratchet Plate
20	L 389 T	(L640000—)	Pin, Dowel, Transmission Case to Frame (2 Used)
21	AL 4001 T	(L640000—)	Retainer, Bearing, Transmission Shaft Upper Front
22	AL 4004 T	(L640000—)	Gear, Reverse and First Speed Driven, Lower Shaft, 41 Teeth
23	AL 4005 T	(L640000—)	Gear, Second Speed Driven, Lower Shaft, 36 Teeth
24	AL 4006 T	(L640000—)	Gear, Third Speed Driven, Lower Shaft, 28 Teeth
25	AL 4007 T	(L640000—)	Gear, Third Speed Drive, Upper Shaft, 27 Teeth
26	L 446 T	(L640000—)	Shim, Lower Shaft, Rear, .003"
	L 447 T	(L640000—)	Shim, Lower Shaft, Rear, .005"
	L 448 T	(L640000—)	Shim, Lower Shaft, Rear, .010"
27	L 4041 T	(L640000—)	Shim, Lower Shaft, Front, .002"
	L 4040 T	(L640000—)	Shim, Lower Shaft, Front, .005"
	L 4039 T	(L640000—)	Shim, Lower Shaft, Front, .010"
28	L 4030 T	(L640000—)	Nut, Hex., Lower Shaft
29	L 4031 T	(L640000—)	Washer, Plain, Lower Shaft
30	AL 4016 T	(L640000—)	Shaft, Reverse Idler Gear
31	L 4017 T	(L640000—)	Rail, Shift, First and Reverse Speeds
32	L 4018 T	(L640000—)	Rail, Shift, Second and Third Speeds
33	AL 4011 T	(L640000—)	Fork, Shift, First and Reverse
34	AL 4012 T	(L640000—)	Fork, Shift, Second and Third
35	L 467 T	(L640000—)	Ball, Poppet (5 Used)
36	L 468 T	(L640000—)	Spring, Poppet Ball (2 Used)
37	L 4024 T	(L640000—)	Cover, Bearing, Lower Shaft Front
38	L 4025 T	(L640000—)	Gasket, Lower Shaft Front Bearing Cover
39	L 4026 T	(L640000—)	Gasket, Transmission Cover
40	AL 4022 T	(L640000—)	Grommet, Rubber, Shift Lever
41	L 4021 T	(L640000—)	Lever, Shift
42	L 4027 T	(L640000—)	Bearing, Shift Lever
43	L 4035 T	(L640000—)	Ring, Snap, Shift Lever
44	L 495 T	(L640000—)	Screw, Cap, Ring Gear to Differential Assembly (10 Used)
45	L 496 T	(L640000—)	Lock, Ring Gear Cap Screw (5 Used)
46	L 497 T	(L640000—)	Shim, Differential, .003"
	L 498 T	(L640000—)	Shim, Differential, .005"
	L 499 T	(L640000—)	Shim, Differential, .010"
	L 500 T	(L640000—)	Shim, Differential, .030"
47	19H 1004 T	(L640000—)	Screw, Cap, Differential Bearing Caps (4 Used)
48	L 505 T	(L640000—)	Cover, Differential
49	L 506 T	(L640000—)	Gasket, Differential Cover
50	26H 22 R	(L640000—)	Key, Woodruff, Third Speed Drive Gear
51	25H 73 T	(L640000—)	Pin, Groov-, Shift Forks to Shift Rails (2 Used)
52	L 4020 T	(L640000—)	Plug, Poppet Spring
53	L 4038 T	(L640000—)	Shim, Upper Shaft Bearing Retainer, .002"
	L 4037 T	(L640000—)	Shim, Upper Shaft Bearing Retainer, .005"
	L 4036 T	(L640000—)	Shim, Upper Shaft Bearing Retainer, .010"
54	L 4029 T	(L640000—)	Screw, Lock, Reverse Idler Shaft
(Part listed below is not illustrated.)			
	L 4019 T	(L640000—)	Washer, Bevel, Lower Shaft



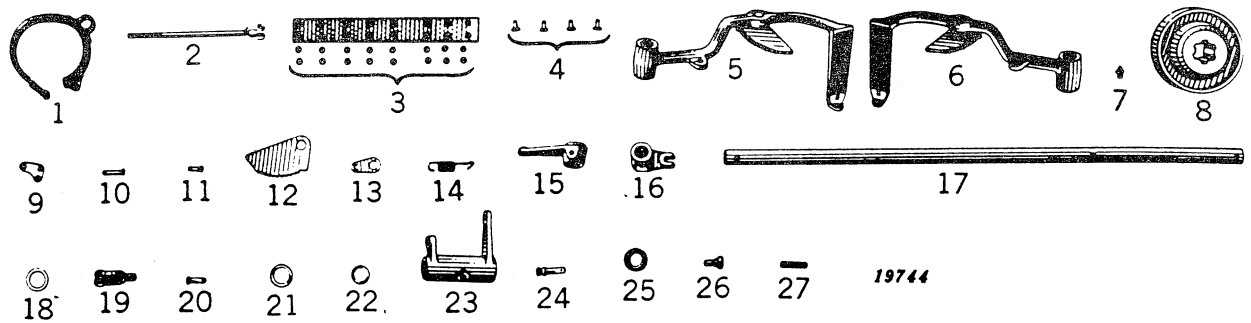
TRACTOR—MODEL "L"

BRAKE ASSEMBLY
Serial No. (-L639999)

Key	Part No.	Serial No.	Description
1	AL 2011 T	(-L639999)	Band, Brake, with Lining and Rod (2 Used)
2	AL 2028 T	(-L639999)	Rod, Brake Pedal
3	AL 2057 T	(-L625029)	Pedal, Brake, with Lock (R.H.)
4	AL 2302 T	(L625030 -L639999)	Pedal, Brake, with Lock (L.H.)
	AL 2058 T	(-L625029)	
5	AL 2177 T	(-L639999)	Rivet, Brake Band Lining, Short (Pkg. of 100)
	AL 2878 T	(-L639999)	
6	AL 2878 T	(-L639999)	Lining, Brake with Rivets (2 Used)
7	JD 7759	(-L639999)	Fitting, Grease, Straight, Brake Pedals and Bell Crank (3 Used)
8	AL 20294 T	(-L639999)	Drum, Brake (2 Used)
9	L 178 T	(-L639999)	Lock, Brake Pedal (2 Used)
10	L 198 T	(-L639999)	Clip, Brake Spring (2 Used)
11	AL 4609 T	(-L639999)	Crank, Bell, Brake (R.H.)
12	L 207 T	(-L639999)	Spring, Brake Link (2 Used)
13	AL 20295 T	(-L639999)	Lever, Inner, L.H. Brake Operating
14	AL 4610 T	(-L639999)	Lever, Brake Cross Shaft Left End
15	L 211 T	(-L639999)	Shaft, Brake Cross
16	L 256 T	(-L639999)	Spring, Brake Band (2 Used)
17	L 258 T	(-L639999)	Washer, Plain, Brake Anchor Pin (2 Used)
18	L 299 T	(-L639999)	Yoke, Brake Pedal Adjusting (2 Used)
19	L 307 T	(-L639999)	Pin, Brake Cross Shaft Levers to Brake Rods and Brake Rods to Brake Pedals (4 Used)
20	L 308 T	(-L639999)	Washer, Plain, Bell Crank and Brake Pedals (3 Used)
21	L 324 T	(-L639999)	Yoke, Brake Band Adjusting (2 Used)
22	L 357 T	(-L639999)	Ring, Snap, Brake Pedal Shaft
23	L 359 T	(-L639999)	Pin, Groov-, Brake Band Yoke (2 Used)
24	L 668 T	(L625030 -L639999)	Bushing, Brake Cross Shaft (3 Used)
25	L 669 T	(-L639999)	Rivet, Brake Lock to Pedal (2 Used)
26	25H 124 T	(-L639999)	Pin, Groov-, Brake Levers to Brake Cross Shaft (2 Used)
..	AL 20129 T	(-L639999)	Brake Change-Over Assembly



BRAKE ASSEMBLY Serial No. (L640000-)



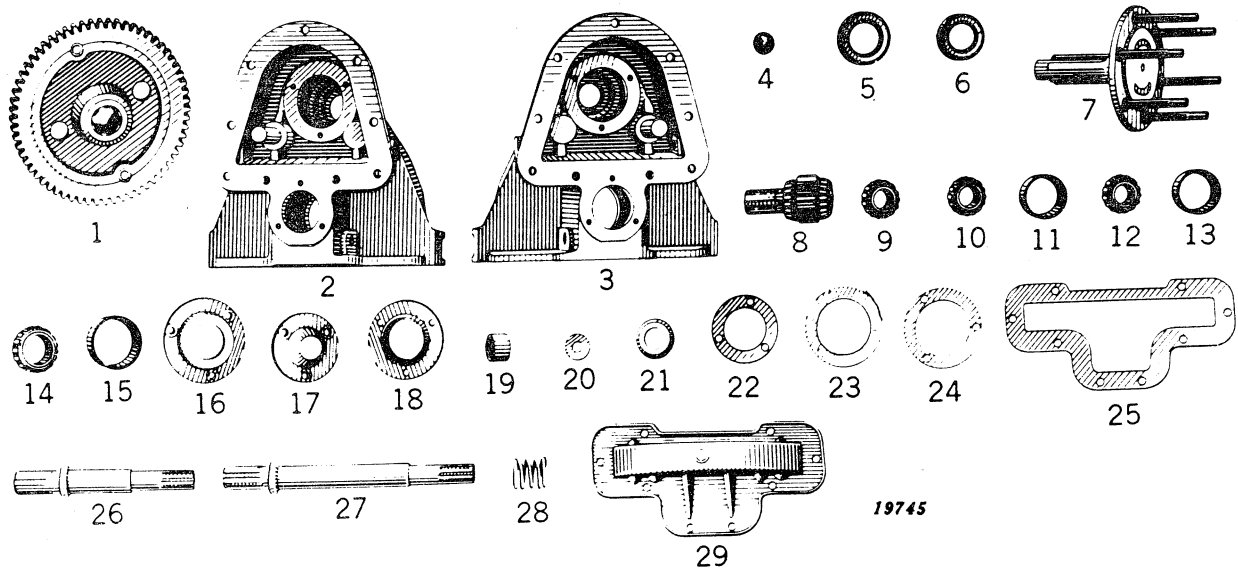
Key	Part No.	Serial No.	Description
1	(AL 2011 T	(L640000-L640737)	Band, Brake, with Lining and Rod (2 Used)
	(AL 20127 T	(L640738-	Band, Brake, with Lining and Rivets (2 Used)
2	(AL 2028 T	(L640000-L640737)	Rod, Brake Pedal (2 Used)
	(AL 20125 T	(L640738-	
3	(AL 2878 T	(L640000-L640737)	Lining, Brake, with Rivets (2 Used)
	(AL 20130 T	(L640738-	
4	(AL 2177 T	(L640000-L640737)	Rivet, Brake Band Lining, Short (Pkg. of 100)
	(AL 20131 T	(L640738-	Rivet, Brake Band Lining, Long (Pkg. of 100)
5	AL 2302 T	(L640000-	Pedal, Brake with Lock (R.H.)
6	AL 2303 T	(L640000-	Pedal, Brake with Lock (L.H.)
7	JD 7759	(L640000-	Fitting, Grease, Straight, Brake Pedals and Bell Crank (3 Used)
8	AL 20294 T	(L640000-	Drum, Brake (2 Used)
9	L 4601 T	(L640738-	Plate, Pivot, Brake Rod Yoke to Brake Drum (2 Used)
10	L 4602 T	(L640738-	Pin, Pivot Plate to Band (Long) (2 Used)
11	L 4603 T	(L640738-	Pin, Pivot Plate to Band (Short) (2 Used)
12	L 178 T	(L640000-	Lock, Brake Pedal (2 Used)
13	L 198 T	(L640000-	Clip, Brake Spring (2 Used)
14	L 207 T	(L640000-	Spring, Brake Link (2 Used)
15	AL 20295 T	(L640000-	Lever, Inner, L.H. Brake Operating
16	AL 4610 T	(L640000-	Lever, Left End of Brake Cross Shaft
17	L 211 T	(L640000-	Shaft, Brake Cross
18	L 258 T	(L640000-	Washer, Plain, Brake Anchor Pin (2 Used)
19	L 299 T	(L640000-	Yoke, Brake Pedal Adjusting (2 Used)
20	L 307 T	(L640000-	Pin, Brake Cross Shaft Lever to Brake Rod, and Brake Rod to Brake Pedals (4 Used)
21	L 308 T	(L640000-	Washer, Plain, Bell Crank and Brake Pedals (3 Used)
22	L 357 T	(L640000-	Ring, Snap, Brake Pedal Shaft (2 Used)
23	AL 4609 T	(L640000-	Crank, Bell, R.H. Brake
24	(L 359 T	(L640000-L640737)	Pin, Groov-, Brake Band Yoke (2 Used)
	(L 4406 T	(L640738-	
25	L 668 T	(L640000-	Bushing, Brake Cross Shaft (3 Used)
26	L 669 T	(L640000-	Rivet, Brake Lock to Pedal (2 Used)
27	25H 124 T	(L640000-	Pin, Groov-, Brake Levers to Brake Cross Shaft (2 Used)

(Parts listed below are not illustrated.)

L 256 T	(L640000-L640737)	Spring, Brake Band (2 Used)
L 324 T	(L640000-L640737)	Yoke, Brake Band Adjusting (2 Used)
AL 20129 T	(L640000-L640737)	Brake Change-over Assembly

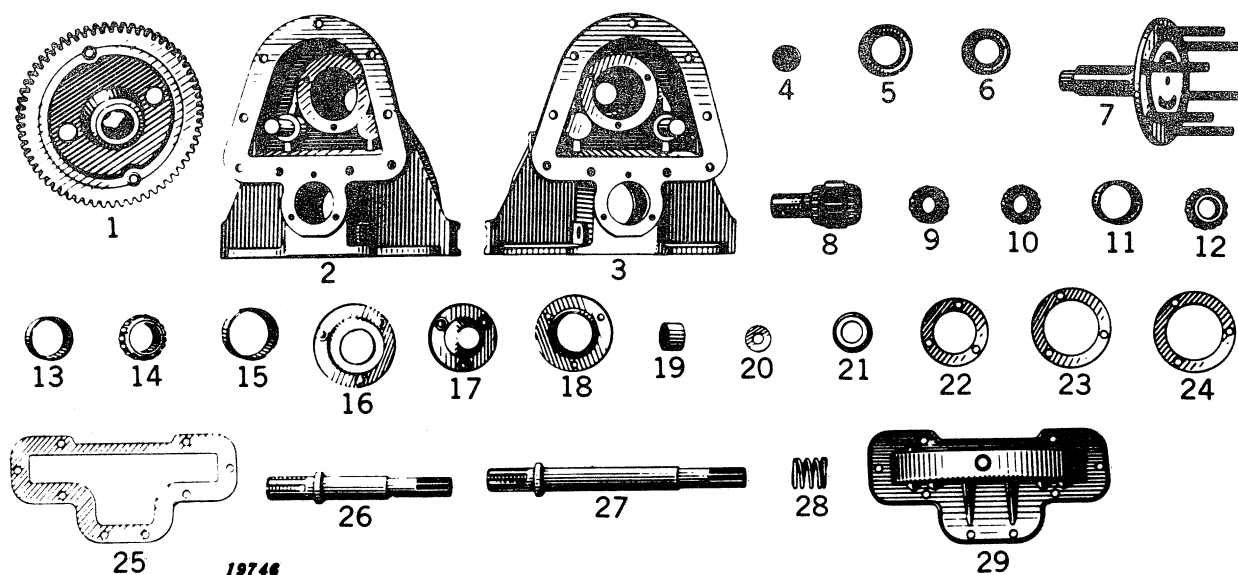


TRACTOR—MODEL "L"

FINAL DRIVE ASSEMBLY
Serial No. (—L639999)

Key	Part No.	Serial No.	Description
1	AL 2013 T	(—L639999)	Gear, with Spider (2 Used)
2	AL 2016 T	(—L639999)	Housing, with Brake Anchor Pin (R.H.)
3	AL 2017 T	(—L639999)	Housing, with Brake Anchor Pin (L.H.)
4	30H 21 T	(—L639999)	Plug, Expansion, Final Drive Housing, 1-1/2" dia. (2 Used)
5	AL 2020 T	(—L639999)	Seal, Oil, Flanged Shaft (2 Used)
6	AL 2021 T	(—L639999)	Seal, Oil, Pinion Shaft (2 Used)
7	(AL 2022 T AL 2312 T)	(—L625033 (L625034—L639999)	Shaft, Flanged, with Six Rear Wheels Bolts
8	AL 2418 T	(—L639999)	Pinion, Final Drive, with Bearing Cones (2 Used)
9	JD 7243 T	(—L639999)	Cone, Bearing, Pinion Shaft, Outer (2 Used)
10	JD 7372 T	(—L639999)	Cone, Bearing, Pinion Shaft, Inner (2 Used)
11	JD 7262 R	(—L639999)	Cup, Bearing, Pinion Shaft, Inner and Outer (4 Used)
12	JD 7209 R	(—L639999)	Cone, Bearing, Flanged Shaft, Inner (2 Used)
13	JD 7259 R	(—L639999)	Cup, Bearing, Flanged Shaft, Inner (2 Used)
14	JD 7398 T	(—L625033)	Cone, Bearing, Flanged Shaft, Outer (2 Used)
	JD 7395 R	(L625034—L639999)	
15	JD 7422 T	(—L625033)	Cup, Bearing, Flanged Shaft, Outer (2 Used)
	JD 7418 R	(L625034—L639999)	
16	L 132 T	(—L625033)	Quill, Outer, Flanged Shaft (2 Used)
	AL 619 T	(L625034—L639999)	
17	AL 136 T	(—L639999)	Quill, Inner, Flanged Shaft (2 Used)
18	AL 134 T	(—L639999)	Quill, Inner, Pinion Shaft (2 Used)
19	L 137 T	(—L639999)	Sleeve, Pinion Shaft (2 Used)
20	L 139 T	(—L639999)	Washer, Plain, Flanged Shaft (2 Used)
21	L 140 T	(—L639999)	Washer, Bevel, Flanged Shaft (2 Used)
22	L 157 T	(—L639999)	Shim, Inner Quill, Flanged Shaft, .010"
	L 158 T	(—L639999)	Shim, Inner Quill, Flanged Shaft, .005"
	L 159 T	(—L639999)	Shim, Inner Quill, Flanged Shaft, .002"
23	L 160 T	(—L639999)	Shim, Inner Quill, Pinion Shaft, .010"
	L 161 T	(—L639999)	Shim, Inner Quill, Pinion Shaft, .005"
	L 162 T	(—L639999)	Shim, Inner Quill, Pinion Shaft, .002"
24	L 163 T	(—L639999)	Gasket, Outer Quill, Flanged Shaft (2 Used)
25	L 169 T	(—L639999)	Gasket, Oil Pan (2 Used)
26	AL 173 T	(—L639999)	Shaft, Drive (L.H.)
27	AL 177 T	(—L639999)	Shaft, Drive (R.H.)
28	AL 174 T	(—L639999)	Spring, Brake Drum Retaining (2 Used)
29	AL 616 T	(—L639999)	Pan, Final Drive Oil (2 Used)

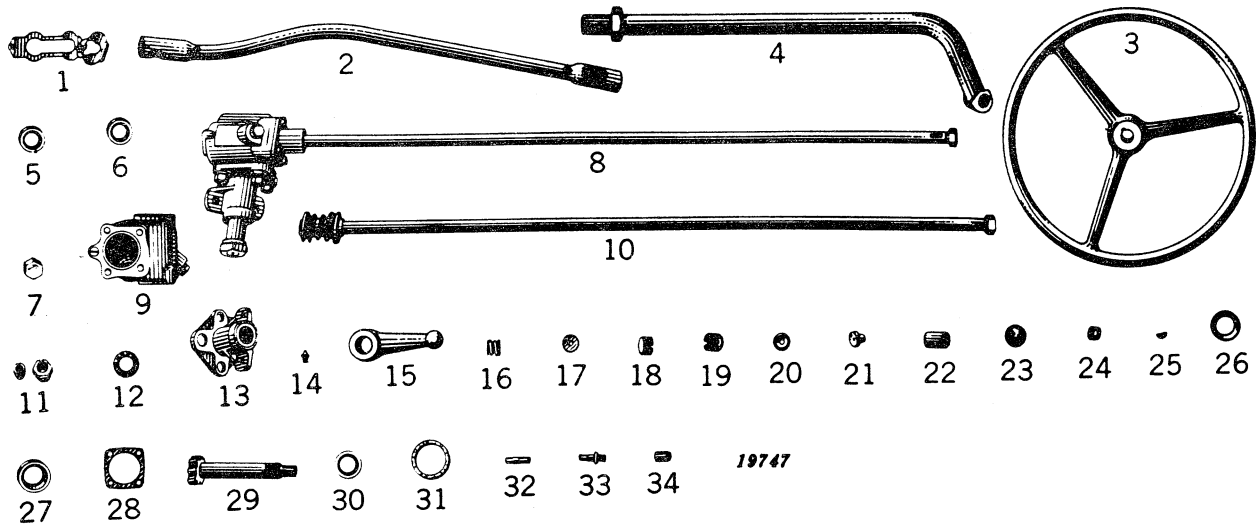


FINAL DRIVE ASSEMBLY
 Serial No. (L640000-)


Key	Part No.	Serial No.	Description
1	AL 2013 T	(L640000-)	Gear, with Spider (2 Used)
2	AL 2016 T	(L640000-)	Housing, with Brake Anchor Pin, R.H.
3	AL 2017 T	(L640000-)	Housing, with Brake Anchor Pin, L.H.
4	30H 21 T	(L640000-)	Plug, Expansion, Final Drive Housing, 1-1/2" dia. (2 Used)
5	AL 2020 T	(L640000-)	Seal, Oil, Flanged Shaft (2 Used)
6	AL 2021 T	(L640000-)	Seal, Oil, Pinion Shaft (2 Used)
7	AL 2312 T	(L640000-)	Shaft, Flanged, with Six Rear Wheel Bolts
8	AL 2418 T	(L640000-)	Pinion, Final Drive, with Bearing Cones (2 Used)
9	JD 7243 T	(L640000-)	Cone, Bearing, Pinion Shaft, Outer (2 Used)
10	JD 7372 T	(L640000-)	Cone, Bearing, Pinion Shaft, Inner (2 Used)
11	JD 7262 R	(L640000-)	Cup, Bearing, Pinion Shaft, Inner and Outer (4 Used)
12	JD 7209 R	(L640000-)	Cone, Bearing, Flanged Shaft, Inner (2 Used)
13	JD 7259 R	(L640000-)	Cup, Bearing, Flanged Shaft, Inner (2 Used)
14	JD 7395 R	(L640000-)	Cone, Bearing, Flanged Shaft, Outer (2 Used)
15	JD 7418 R	(L640000-)	Cup, Bearing, Flanged Shaft, Outer (2 Used)
16	AL 619 T	(L640000-)	Quill, Outer, Flanged Shaft (2 Used)
17	AL 136 T	(L640000-)	Quill, Inner, Flanged Shaft (2 Used)
18	AL 134 T	(L640000-)	Quill, Inner, Pinion Shaft (2 used)
19	L 137 T	(L640000-)	Sleeve, Pinion Shaft (2 Used)
20	L 139 T	(L640000-)	Washer, Plain, Flanged Shaft (2 Used)
21	L 140 T	(L640000-)	Washer, Bevel, Flanged Shaft (2 Used)
22	L 157 T	(L640000-)	Shim, Inner Quill, Flanged Shaft, .010"
	L 158 T	(L640000-)	Shim, Inner Quill, Flanged Shaft, .005"
	L 159 T	(L640000-)	Shim, Inner Quill, Flanged Shaft, .002"
23	L 160 T	(L640000-)	Shim, Inner Quill, Pinion Shaft, .010"
	L 161 T	(L640000-)	Shim, Inner Quill, Pinion Shaft, .005"
	L 162 T	(L640000-)	Shim, Inner Quill, Pinion Shaft, .002"
24	L 163 T	(L640000-)	Gasket, Outer Quill, Flanged Shaft (2 Used)
25	L 169 T	(L640000-)	Gasket, Oil Pan (2 Used)
26	AL 173 T	(L640000-)	Shaft, Drive (L.H.)
27	AL 177 T	(L640000-)	Shaft, Drive (R.H.)
28	AL 174 T	(L640000-)	Spring, Brake Drum Retaining (2 Used)
29	AL 616 T	(L640000-)	Pan, Final Drive Oil (2 Used)



TRACTOR—MODEL "L"

STEERING GEAR ASSEMBLY
Serial No. (-L639999)

Key	Part No.	Serial No.	Description
1	AL 2079 T	(-L639999)	Shield, Dust, Drag Link
2	AL 2106 T	(-L639999)	Link, Drag, Less Dust Shield and Grease Fittings, Standard Axle
3	AL 2180 T	(-L639999)	Wheel, Steering
4	(AL 2194 T AL 2304 T)	(L621079-L624999) (L625000-L639999)	Support, Column, Steering Wheel, with Bushing and Jam Nut
5	AL 2257 T	(-L639999)	Seal, Oil, Steering Gear Base Assembly
6	AL 2258 T	(-L639999)	Seal, Oil, Steering Column Cap
7	AL 2315 T	(-L639999)	Nut, Steering Wheel
8	AL 2631 T	(-L639999)	Steering Gear, Complete with Column
9	AL 2632 T	(-L639999)	Housing Assembly, Steering Gear
10	(AL 2634 T AL 20275 T AL 20110 T)	(L631019-L639999) (L631019-L639999) (-L631018)	Sub. AL20275T Column, Steering, with Worm Gear, Woodruff Key and Wheel Nut, Replacement Kit (Roller Bearing Type) Column, Steering, with Worm Gear, Woodruff Key and Wheel Nut (Roller Bearing Type)
11	AL 2636 T	(-L639999)	Sleeve, Eccentric
12	AL 2635 T	(L631019-L639999)	Bearing, Ball Worm Gear (2 Used)
13	AL 2639 T	(-L639999)	Base, Steering Gear with Two Bushings
14	JD 7759	(-L639999)	Fitting, Grease, Drag Link, Straight (2 Used)
15	AL 368 T	(-L639999)	Arm, Pitman Ball, Steering Gear (Not Used on Adjustable Axle)
16	L 423 T	(-L639999)	Spring, Drag Link (2 Used)
17	L 424 T	(-L639999)	Washer, Drag Link
18	L 425 T	(-L639999)	Plug, Drag Link Adjusting, Rear
19	L 426 T	(-L639999)	Plug, Drag Link Adjusting, Front
20	L 427 T	(-L639999)	Seat, Ball, Drag Link, Flat End (Front of Rear End)
21	L 428 T	(-L639999)	Seat, Ball, Drag Link, Stem End (Rear of Rear End and Rear of Front End) (2 Used)
22	L 534 T	(-L639999)	Bushing, Steering Column Support
23	L 955 T	(-L639999)	Plug, Expansion, Steering Worm
24	L 989 T	(-L639999)	Plug, Filler
25	26H 14 R	(-L639999)	Key, Woodruff, Steering Wheel to Steering Column
26	L 4077 T	(L631019-L639999)	Cup, Bearing, Worm Gear, Lower (Ball Bearing Type)
27	L 4584 T	(-L631018)	Cup, Bearing, Worm Gear, Upper (Roller Bearing Type)
28	L 4080 T	(-L639999)	Shim, Worm Gear Adjusting, .005"
29	AL 4085 T	(-L639999)	Shaft, Cross, with Gear Sector
30	L 4086 T	(-L639999)	Washer, Thrust, Cross Shaft
31	L 4087 T	(-L639999)	Gasket, Steering Gear Base to Housing
32	L 4088 T	(-L639999)	Stud, Steering Gear Base to Housing (2 Used)
33	L 4091 T	(-L639999)	Stud, Worm Adjusting
34	L 4092 T	(-L639999)	Screw, Thrust, Cross Shaft

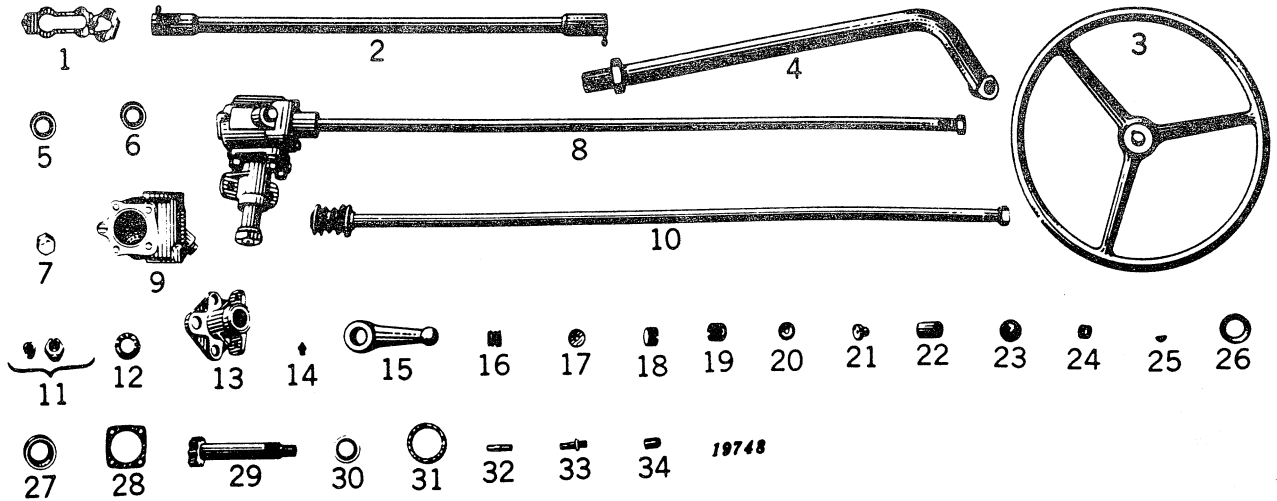
(Parts listed below are not illustrated.)

..	AL 20112 T	(-L639999)	Cap and Oil Seal, Steering Column
..	AL 20111 T	(-L631018)	Bearing, Roller, Worm Gear (2 Used)
..	L 4583 T	(-L631018)	Cup, Bearing, Worm Gear, Lower (Roller Bearing Type)
..	AL 20244 T	(L631019-L639999)	Cup, Bearing and Oil Seal Change-Over Kit
..	14H 743 H	(-L639999)	Nut, Hex., Jam, Pitman Ball Arm, 3/4"
..	14H 494 T	(-L639999)	Nut, Hex. Jam, Steering Column Support to Frame, 1-1/4"



STEERING GEAR ASSEMBLY

Serial No. (L640000—)



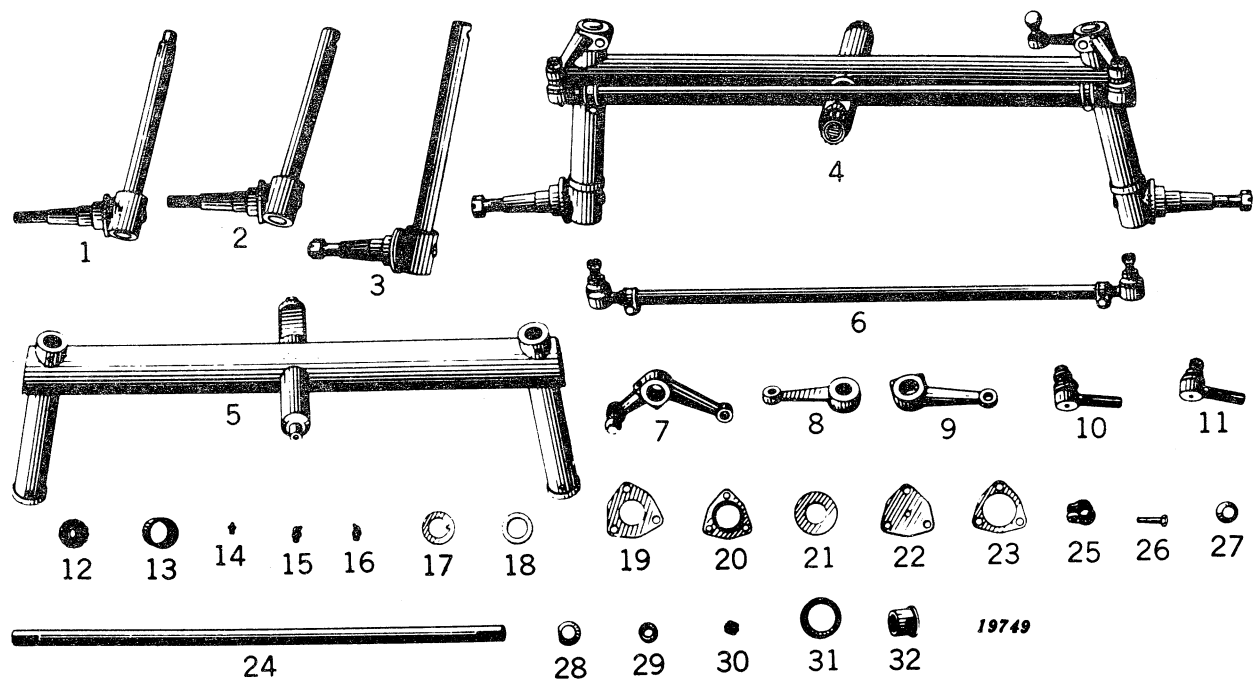
Key	Part No.	Serial No.	Description
1	AL 2079 T	(L640000—)	Shield, Dust, Drag Link
2	AL 2859 T	(L640000—)	Link, Drag, less Dust Shield and Grease Fittings, Standard Axle
	AL 20001 T	(L640000—)	Link, Drag, less Dust Shield and Grease Fittings, Adjustable Axle
3	AL 2180 T	(L640000—)	Wheel Steering
4	AL 2304 T	(L640000—)	Support, Column, Steering Wheel, with Bushings and Jam Nut
5	AL 2257 T	(L640000—)	Seal, Oil, Steering Gear Base Assembly
6	AL 2258 T	(L640000—)	Seal, Oil, Steering Column Cap
7	AL 2315 T	(L640000—)	Nut, Steering Wheel
8	AL 2631 T	(L640000—)	Steering Gear, complete with Column
9	AL 2632 T	(L640000—)	Housing Assembly, Steering Gear
10	AL 2634 T	(L640000—L641037)	Sub. AL20275T
	AL 20275 T	(L640000—L641037)	Column, Steering, with Worm Gear, Woodruff Key and Wheel Nut (Roller Bearing Type)
	AL 20110 T	(L641038—)	Sleeve, Eccentric Assembly
11	AL 2636 T	(L640000—)	Bearing, Ball, Worm Gear (2 Used)
12	AL 2635 T	(L640000—L641037)	Base, Steering Gear with Two Bushings
13	AL 2639 T	(L640000—)	Fitting, Grease, Drag Link, Straight (2 Used)
14	JD 7759	(L640000—)	Arm, Pitman Ball, Steering Gear (Not used on Adjustable Axle)
15	AL 368 T	(L640000—)	Arm, Pitman Ball, Steering Gear (Adjustable Axle)
	L 4796 T	(L640000—)	Spring, Drag Link (2 Used)
16	L 423 T	(L640000—)	Washer, Drag Link
17	L 424 T	(L640000—)	Plug, Drag Link Adjusting, Rear
18	L 425 T	(L640000—)	Plug, Drag Link Adjusting, Front
19	L 426 T	(L640000—)	Seat, Ball, Drag Link, Flat End (Front of Rear End)
20	L 427 T	(L640000—)	Seat, Ball, Drag Link, Stern End (Rear, Rear End and Rear of Front End) (2 Used)
21	L 428 T	(L640000—)	Bushing, Steering Column Support
22	L 534 T	(L640000—)	Plug Expansion, Steering Worm
23	L 955 T	(L640000—L641037)	Plug, Filler
24	L 989 T	(L640000—)	Key, Woodruff, Steering Wheel to Steering Column
25	26H 14 R	(L640000—)	Cup, Bearing, Worm Gear, Lower (Ball Bearing Type)
26	L 4077 T	(L640000—L641037)	Cup, Bearing, Worm Gear, Upper (Roller Bearing Type)
27	L 4584 T	(L640000—)	Shim, Worm Gear Adjusting, .005"
28	L 4080 T	(L640000—)	Shaft, Cross, with Gear Sector
29	AL 4085 T	(L640000—)	Washer, Thrust, Cross Shaft
30	L 4086 T	(L640000—)	Gasket, Steering Gear Base to Housing
31	L 4087 T	(L640000—)	Stud, Steering Gear Base to Housing
32	L 4088 T	(L640000—)	Stud, Worm Adjusting
33	L 4091 T	(L640000—)	Screw, Thrust, Cross Shaft
34	L 4092 T	(L640000—)	

(Parts listed below are not illustrated.)

AL 20112 T	(L640000—)	Cap and Oil Seal, Steering Column
AL 20111 T	(L641038—)	Bearing, Roller, Worm Gear (2 Used)
AL 20244 T	(L640000—)	Cup, Bearing, and Oil Seal Change-Over Kit
L 4583 T	(L641038—)	Cup, Bearing, Worm Gear, Lower (Roller Bearing Type)
14H 743 T	(L640000—)	Nut, Hex., Jam, Pitman Ball Arm, 3/4"
14H 494 T	(L640000—)	Nut, Hex. Jam, Steering Column Support to Frame, 1-1/4"
L 4590 T	(L641038—)	Plug, Cup, Steering Gear Housing

STANDARD AND 51-INCH FRONT AXLE ASSEMBLIES

Serial No. (-L639999)



STANDARD AND 51-INCH FRONT AXLE ASSEMBLIES

Serial No. (-L639999)

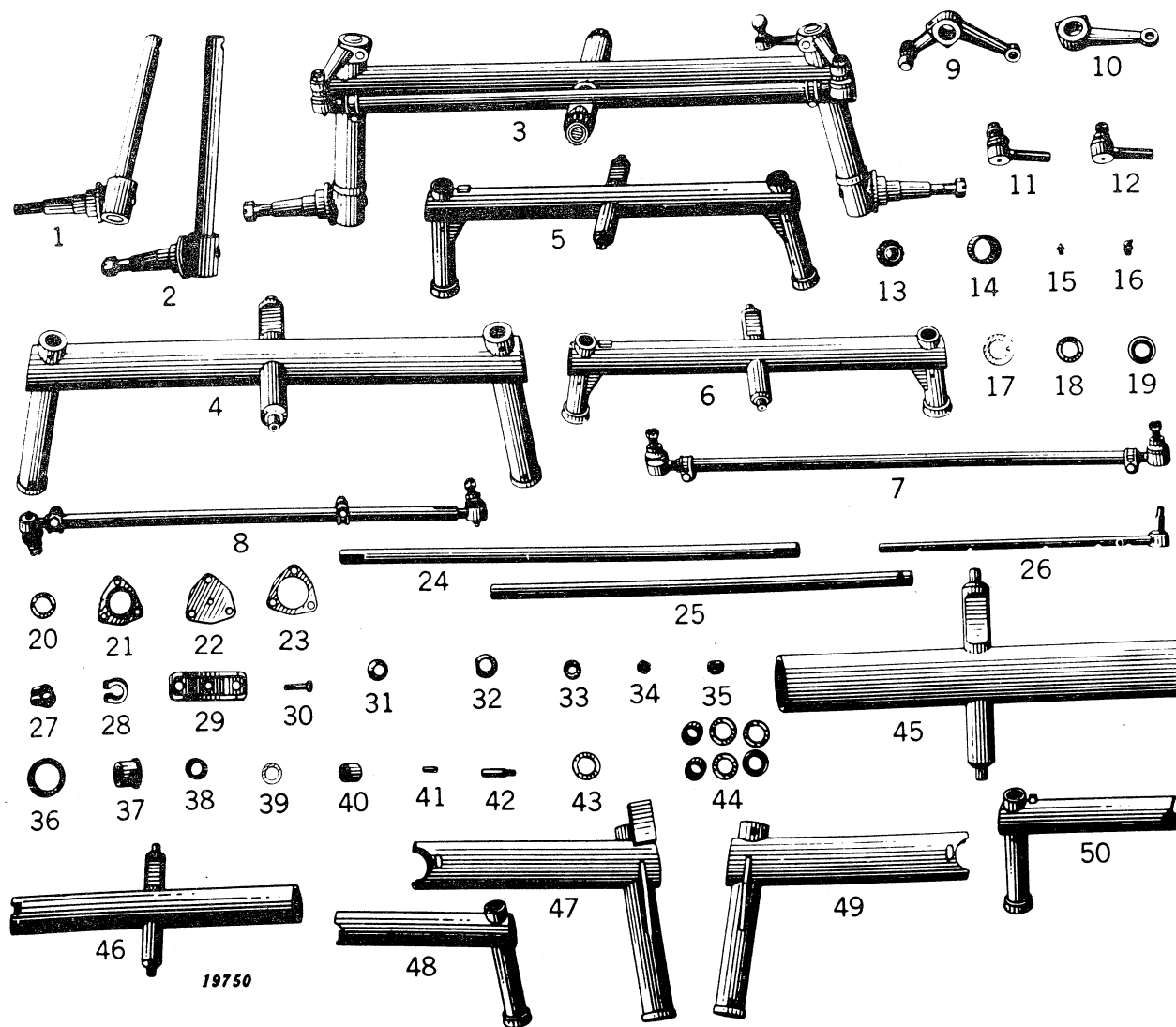
Key	Part No.	Serial No.	Description
1	AL 2012 T	(-L625029)	Knuckle with Spindle, Standard Clearance, 1-1/8" Dia. (2 Used)
2	AL 2316 T	(L625030-L639999)	Knuckle with Spindle, Standard Clearance, 1-1/8" Dia. (2 Used)
3	AL 2397 T	(L625030-L639999)	Knuckle with Spindle, High Clearance, 1-1/8" Dia. (2 Used)
4	AL 2032 T	(-L625029)	Axle, Front, Assembly, Complete, Standard, 1-1/8" Dia.
	AL 20160 T	(L625030-L639999)	Axle, Front, Assembly, Complete, Standard, 1-3/8" Dia.
	AL 20153 T	(L625030-L639999)	Axle, Front, Assembly, Complete, High Clearance, 1-3/8" Dia.
5	AL 2392 T	(L625030-L639999)	Axle, Front, Welded Assembly with Bushings, High Clearance, 1-1/8" Dia.
	AL 2645 T	(L625030-L639999)	Axle, Front, Welded Assembly with Bushings, Standard Clearance, 1-1/8" Dia.
6	AL 2015 T	(-L639999)	Rod, Tie, Assembly (Not Used on Adjustable or 51" Axle)
	AL 2395 T	(L625030-L639999)	Rod, Tie, Assembly, Short, 51" Axle only
	AL 2396 T	(L625030-L639999)	
7	AL 2059 T	(-L625029)	Arm, Steering, with Ball, L.H.
	AL 2317 T	(L625030-L639999)	
8	L 183 T	(-L625029)	Arm, Steering, R.H.
9	AL 638 T	(L625030-L639999)	Arm, Steering, R.H.
10	AL 2130 T	(-L639999)	End, Tie Rod, Complete, R.H. Thread
11	AL 2156 T	(-L639999)	End, Tie Rod, Complete, L.H. Thread
12	JD 7356 R	(-L625029)	Cone, Bearing, Pivot Shaft (2 Used)
	JD 7203 R	(L625030-L639999)	
13	JD 7402 R	(-L625029)	Cup, Bearing, Pivot Shaft (2 Used)
	JD 7250 R	(L625030-L639999)	
14	JD 7759	(-L639999)	Fitting, Grease, Straight (4 Used)
15	JD 7797	(-L639999)	Fitting, Grease, Straight, Tie Rod Ends (2 Used)
	JD 7760	(-L639999)	Fitting, Grease, Angle (2 Used)
16	JD 7778	(-L625029)	Fitting, Grease, Angle, Pivot Shaft Bearing Cover, Front Only
17	L 170 T	(-L625029)	Washer, Top of Spindle (2 Used)
	24H 66 A	(L625030-L639999)	
18	L 172 T	(-L625029)	Washer, Rubber, Top of Spindle (2 Used)
19	L 269 T	(-L625029)	Plate, Shield, Front Axle Pivot Shaft (2 Used)
20	L 646 T	(L625030-L639999)	Shield, Dust, Shaft Bearing, Inner (2 Used)
21	L 270 T	(-L625029)	Washer, Front Axle Pivot Shaft (2 Used)
22	L 278 T	(-L625029)	Cap, Pivot Shaft Bearing (2 Used)
	L 633 T	(L625030-L639999)	
23	L 279 T	(-L625029)	Shim, Pivot Shaft Bearing, .010"
	L 659 T	(L625030-L639999)	
	L 280 T	(-L625029)	Shim, Pivot Shaft Bearing, .005"
	L 660 T	(L625030-L639999)	
	L 281 T	(-L625029)	Shim, Pivot Shaft Bearing, .002"
	L 661 T	(L625030-L639999)	
24	L 408 T	(-L639999)	Rod, Tie (Not Used on Adjustable Axle)
25	L 409 T	(-L639999)	Clamp, Tie-Rod (2 Used)
26	L 410 T	(-L639999)	Bolt, Tie-Rod Clamps (2 Used)
27	L 417 T	(-L639999)	Seat, Tie-Rod Dust Cover (2 Used)
28	L 418 T	(-L639999)	Dome, Tie-Rod Dust Cover (2 Used)
29	L 419 T	(-L639999)	Washer, Rubber, Tie Rod (2 Used)
30	L 420 T	(-L639999)	Nut, Hex., Tie Rod End (2 Used)
31	L 647 T	(-L639999)	Shield, Dust, Lower Spindle Bushing (2 Used)
32	AL 657 T	(-L639999)	Bushing, Spindle (4 Used) (When Used on Serial No. L261000-L625029 Use 3 Extra L170T Washers)

(Parts listed below are not illustrated.)

AL 981 T	(L625030-L639999)	Arm, Steering, Left, 51" Axle
L 979 T	(L625030-L639999)	Washer, Bell Crank Retaining, 51" Axle
L 988 T	(L625030-L639999)	Bushing, Bell Crank, 51" Axle
26H 19 R	(-L625029)	Key, Woodruff, Top of Spindle, (2 Used)
25H 184 T	(L625030-L639999)	Pin, Groove, Steering Arm to Spindle (2 Used)



STANDARD, ADJUSTABLE, AND 51-INCH FRONT AXLE ASSEMBLIES
Serial No. L640000-



STANDARD, ADJUSTABLE, AND 51-INCH FRONT AXLE ASSEMBLIES
Serial No. (L640000—)

Key	Part No.	Serial No.	Description
1	AL 2316 T	(L640000—L641037)	Knuckle with Spindle, Standard Clearance, 1-1/8" dia. (2 Used)
	AL 20161 T	(L641038—)	Knuckle with Spindle, Standard Clearance, 1-3/8" dia. (2 Used)
2	AL 2397 T	(L640000—L641037)	Knuckle with Spindle, High Clearance, 1-1/8" dia. (2 Used)
	AL 20156 T	(L641038—)	Knuckle with Spindle, High Clearance, 1-3/8" dia. (2 Used)
3	AL 20160 T	(L640000—)	Front Axle Assembly, Complete, Standard, 1-3/8" dia.
	AL 20153 T	(L640000—)	Front Axle Assembly, Complete, High Clearance, 1-3/8" dia.
4	AL 2392 T	(L640000—L641037)	Front Axle Welded Assembly with Bushings (High Clearance) 1-1/8" dia.
	AL 2645 T	(L640000—L641037)	Front Axle Welded Assembly with Bushings (Standard) 1-1/8" dia.
5-	AL 20172 T	(L641038—)	Front Axle Welded Assembly with Bushings (High Clearance) 1-3/8" dia.
6	AL 20173 T	(L641038—)	Front Axle Welded Assembly with Wushings (Standard) 1-3/8" dia.
7	AL 2395 T	(L640000—L641037)	Rod, Tie, Assembly, Short (51" Axle Only)
	AL 2396 T	(L640000—L641037)	Rod, Tie, Assembly, Long (51" Axle Only)
	AL 2015 T	(L640000—)	Rod, Tie Assembly (Not Used on Adjustable or 51" Axle)
8	AL 20006 T	(L640000—)	Rod, Tie, Assembly (Adjustable Axle)
9	AL 2317 T	(L640000—L641037)	Arm, Steering, with Ball, L.H. (1-1/8" dia. Spindle)
	AL 20157 T	(L641038—)	Arm, Steering, with Ball, L.H. (1-3/8" dia. Spindle)
10	AL 638 T	(L640000—L641037)	Arm, Steering, R.H.
	AL 4617 T	(L641038—)	Arm, Steering, R.H.
11	AL 2130 T	(L640000—)	End, Tie Rod, Complete, R.H. Thread
12	AL 2156 T	(L640000—)	End, Tie Rod, Complete, L.H. Thread
13	JD 7203 R	(L640000—)	Cone, Bearing, Pivot Shaft (2 Used)
14	JD 7250 R	(L640000—)	Cup, Bearing, Pivot Shaft (2 Used)
15	JD 7759	(L640000—)	Fitting, Grease, Straight (4 Used)
	JD 7797	(L640000—)	Fitting, Grease, Straight, Tie Rod Ends (2 Used)
16	JD 7760	(L640000—)	Fitting, Grease, Angle (2 Used)
17	24H 66 A	(L640000—L641037)	Washer, Top of Spindle (2 Used)
18	L 4619 T	(L641038—)	Washer, Thrust, Upper (2 Used)
19	L 4620 T	(L641038—)	Washer, Thrust, Lower (2 Used)
20	L 4622 T	(L641038—)	Washer, Knuckle Dust Shields (2 Used)
21	L 646 T	(L640000—)	Shield, Dust, Pivot Shaft Bearing, Inner (2 Used)
22	L 633 T	(L640000—)	Cap, Pivot Shaft Bearing (2 Used)
23	L 659 T	(L640000—)	Shim, Pivot Shaft Bearing, .010"
	L 660 T	(L640000—)	Shim, Pivot Shaft Bearing, .005"
	L 661 T	(L640000—)	Shim, Pivot Shaft Bearing, .002"
24	L 408 T	(L640000—)	Rod, Tie (Not Used on Adjustable Axle)
25	L 4505 T	(L640000—)	Tube, Tie Rod (Adjustable Axle)
26	AL 20003 T	(L640000—)	End, Tie Rod with Rod, (Adjustable Axle)
27	L 409 T	(L640000—)	Clamp, Tie Rod (2 Used) (One Used on Adjustable Axle)
28	L 4501 T	(L640000—)	Clamp, Tie Rod, Adjustable Axle
29	AL 20013 T	(L640000—)	Bolt, U, Clamp and Pin Assembly, Adjustable Axle (2 Used)
30	L 410 T	(L640000—)	Bolt, Tie Rod Clamp (2 Used) (One used on Adjustable Axle)
31	L 417 T	(L640000—)	Seat, Tie Rod Dust Cover (2 Used)
32	L 418 T	(L640000—)	Dome, Tie Rod Dust Cover (2 Used)
33	L 419 T	(L640000—)	Washer, Rubber, Tie Rod (2 Used)
34	L 420 T	(L640000—)	Nut, Hex., Tie Rod End (2 Used)
35	L 586 T	(L640000—)	Nut, Hex., U-Bolt on Adjustable Axle (4 Used)
36	L 647 T	(L640000—L641037)	Shield, Dust, Lower Spindle Bearing (2 Used)
37	AL 657 T	(L640000—L641037)	Bushing, Spindle (4 Used)
38	AL 4618 T	(L641038—)	
39	L 979 T	(L640000—)	Washer, Bell Crank Retaining (51" Axle)
40	L 988 T	(L640000—)	Bushing, Bell Crank (51" Axle)
41	25H 184 T	(L640000—L641037)	Pin, Groov-, Steering Arm to Spindle (2 Used)
42	L 4624 T	(L641038—)	Pin, Lock, Steering Arm to Spindle (2 Used)
43	L 4621 T	(L641038—)	Seal, Felt, Spindle (2 Used)
44	AL 20149 T	(L641038—)	Spindle Bushing, Thrust Washers and Dust Seal Kit (2 Used)
45	AL 20004 T	(L640000—L641037)	Tube, Cross, with Pivot Shaft, Adjustable Axle
46	AL 20165 T	(L641038—)	Tube, Cross, with Pivot, Shaft, Adjustable Axle
47	AL 20035 T	(L640000—L641037)	Tube, with Bushings, Adjustable Axle, R.H.
48	AL 20170 T	(L641038—)	Tube, with Bushings, Dust Seal, and Thrust Washer, Adjustable Axle, R.H.
49	AL 20036 T	(L640000—L641037)	Tube with Bushings, Adjustable Axle, L.H.
50	AL 20171 T	(L641038—)	Tube, with Bushings, Dust Seal, and Thrust Washer, Adjustable Axle, L.H.


(Parts listed below are not illustrated.)

AL 981 T	(L640000—))	Arm, Steering, L.H. (51" Axle)
L 4503 T	(L640000—))	Bolt, U-, Adjustable Axle (2 Used)



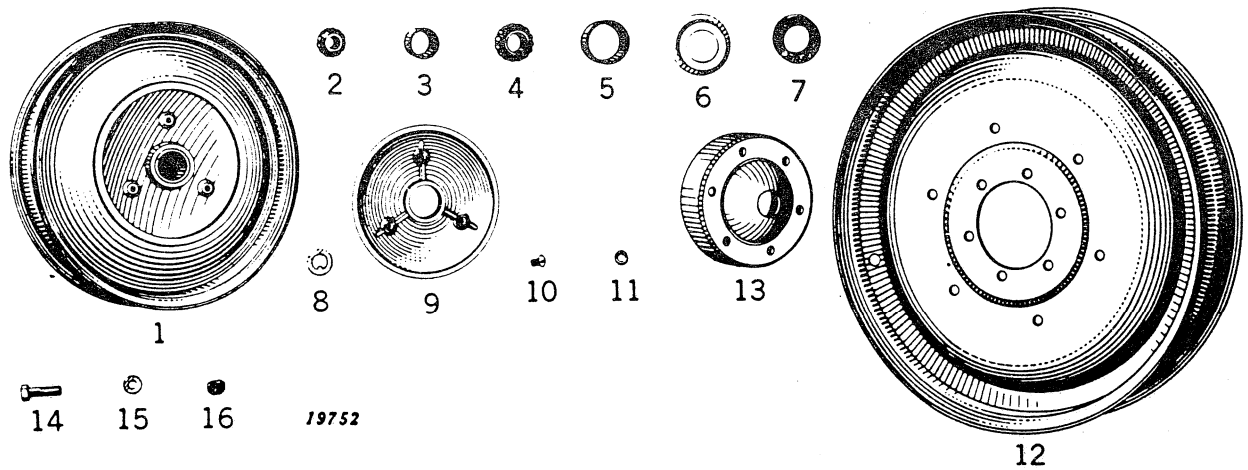
FRONT AND REAR WHEELS AND ASSOCIATED PARTS

Serial No. (-L639999)



Key	Part No.	Serial No.	Description
1	(AL 2176 T	(-L624999)	Wheel, Front with Bearing Cups (2 Used)
	(AL 2329 T	(L625000-L639999)	Wheel, Front with Bearing Cups, Standard (2 Used)
	(AL 2628 T	(L629481-L639999)	Wheel, Front with Bearing Cups, Special Cupped Type (2 Used)
2	JD 7203 R	(-L639999)	Cone, Bearing, Small, Outer, Front Wheel (2 Used)
3	JD 7250 R	(-L639999)	Cup, Bearing, Small, Outer, Front Wheel (2 Used)
4	JD 7243 T	(-L639999)	Cone, Bearing, Large, Inner, Front Wheel (2 Used)
5	JD 7262 R	(-L639999)	Cup, Bearing, Large, Inner, Front Wheel (2 Used)
6	L 105 T	(-L639999)	Cup, Hub Felt Retainer, Front Wheel (2 Used)
7	L 106 T	(-L639999)	Felt, Front Wheel Hub (2 Used)
8	M 824 T	(-L639999)	Washer, Front Wheel Knuckle (2 Used)
9	L 383 T	(-L624999)	Cap, Front Wheel Hub (2 Used)
10	L 384 T	(-L624999)	Gasket, Front Wheel Hub Cap (2 Used)
11	AL 608 T	(L625000-L639999)	Cap, Front Wheel Hub (2 Used)
12	21H 717 T	(L625000-L639999)	Screw, Machine, Hub Cap to Wheel, 5/16" x 1-1/2" (6 Used)
13	AA 3401 R	(L625000-L639999)	Washer, Lock, Hub Cap to Wheel Screws, 5/16" (6 Used)
14	AL 2286 T	(-L639999)	Wheel, Rear (2 Used)
15	AL 397 T	(-L639999)	Spacer, Rear Wheel (2 Used)
16	L 4045 T	(-L639999)	Bolt, Rear Wheel Attaching (12 Used)
17	L 4069 T	(L625000-L639999)	Washer, Rear Wheel Bolt (12 Used)
18	L 586 T	(-L639999)	Nut, Rear Wheel Bolt (12 Used)

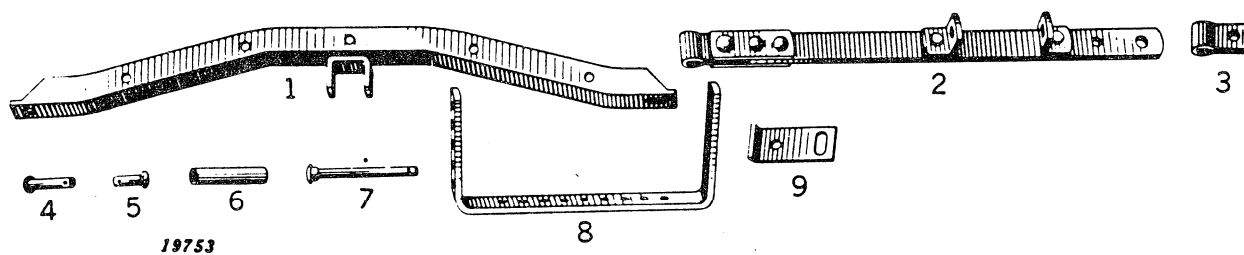
FRONT AND REAR WHEELS AND ASSOCIATED PARTS
 Serial No. (L640000-)



Key	Part No.	Serial No.	Description
1	(AL 2329 T AL 2628 T)	(L640000- L640000-)) Wheel, Front, with Bearing Cups, Standard (2 Used)) Wheel, Front, with Bearing Cups, Special Cupped Type (2 Used)
2	JD 7203 R	(L640000-)) Cone, Bearing, Small, Outer, Front Wheel (2 Used)
3	JD 7250 R	(L640000-)) Cup, Bearing, Small, Outer, Front Wheel (2 Used)
4	JD 7243 T	(L640000-)) Cone, Bearing, Large, Inner Front Wheel (2 Used)
5	JD 7262 R	(L640000-)) Cup, Bearing, Large, Inner, Front Wheel (2 Used)
6	L 105 T	(L640000-)) Cup, Hub Felt Retainer, Front Wheel (2 Used)
7	L 106 T	(L640000-)) Felt, Front Wheel Hub (2 Used)
8	M 824 T	(L640000-)) Washer, Front Wheel Knuckle (2 Used)
9	AL 608 T	(L640000-)) Cap, Front Wheel Hub (2 Used)
10	21H 717 T	(L640000-)) Screw, Machine, Hub Cap to Wheel, 5/16" x 1-1/2" (6 Used)
11	AA 3401 R	(L640000-)) Washer, Lock, Hub Cap to Wheel Screws, 5/16" (6 Used)
12	AL 2286 T	(L640000-)) Wheel, Rear (2 Used)
13	AL 397 T	(L640000-)) Spacer, Rear Wheel (2 Used)
14	L 4045 T	(L640000-)) Bolt, Rear Wheel Attaching (12 Used)
15	L 4069 T	(L640000-)) Washer, Rear Wheel Bolt (12 Used)
16	L 586 T	(L640000-)) Nut, Rear Wheel Bolt (12 Used)

TRACTOR—MODEL "L"

DRAWBAR
Serial No. (-)

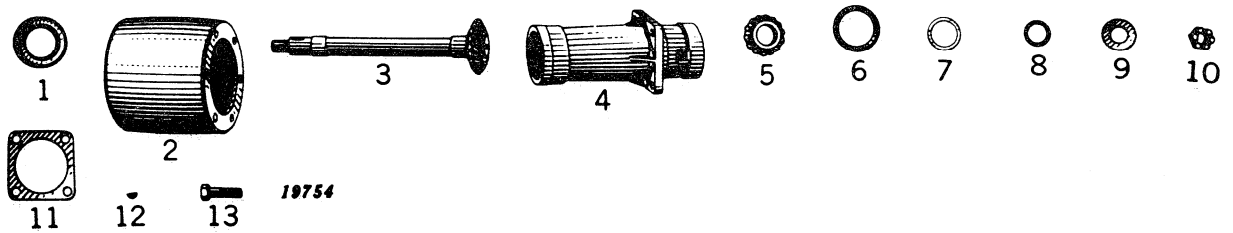


Key	Part No.	Serial No.	Description
1	AL 2066 T	(-)	Angle, Cross, Front
2	AL 2067 T	(-)	Link Assembly, Swinging
3	L 282 T	(-)	Eye, Swivel, Swinging Link Assembly to Cross Angle
4	L 286 T	(-)	Pin, Swinging Link Assembly to Swivel Eye
5	L 288 T	(-)	Pin, Swivel Eye to Cross Angle
6	L 294 T	(-)	Roller
7	L 295 T	(-)	Pin, Roller
8	L 297 T	(-)	Support, Rear Swinging Link, "U" shaped
9	L 609 T	(-)	Bracket, Drawbar Support to Frame




BELT PULLEY ATTACHMENT

Serial No. (-)



Key	Part No.	Serial No.	Description
1	AL 2124 T	(-)	Seal, Oil
2	AL 2206 T	(-)	Pulley, 6-3/8" Face
3	AL 2367 T	(-)	Gear, Bevel, and Shaft Assembly
4	AL 2417 T	(-)	Quill with Bearing Cups
5	JD 7212 H	(-)	Cone, Bearing, Outer
	JD 7243 T	(-)	Cone, Bearing, Inner
6	JD 7262 R	(-)	Cup, Bearing, Inner and Outer (2 Used)
7	L 221 T	(-)	Spacer, Sleeve, Belt Pulley to Shaft
8	L 225 T	(-)	Shim, .002", Spacer to Bearing
	L 226 T	(-)	Shim, .005", Spacer to Bearing
	L 227 T	(-)	Shim, .010", Spacer to Bearing
9	L 273 T	(-)	Washer, Belt Pulley Shaft, Nut
10	14H 534 T	(-)	Nut, Hex. 3/4", Belt Pulley Shaft
11	L 536 T	(-)	Shim, .002", Pulley Attachment to Clutch Shaft Housing
	L 537 T	(-)	Shim, .005", Pulley Attachment to Clutch Shaft Housing
	L 538 T	(-)	Shim, .010", Pulley Attachment to Clutch Shaft Housing
12	26H 19 R	(-)	Key, Woodruff, Belt Pulley to Shaft
13	19H 332 R	(-)	Screw, Cap, Belt Pulley Quill to Tractor, 7/16" x 1-1/4" (4 Used)

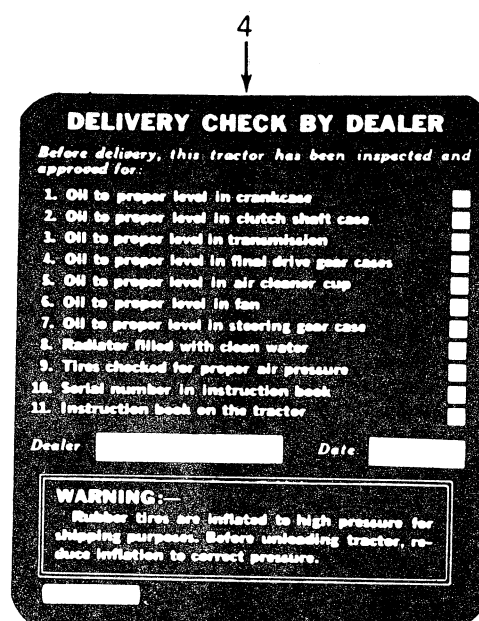
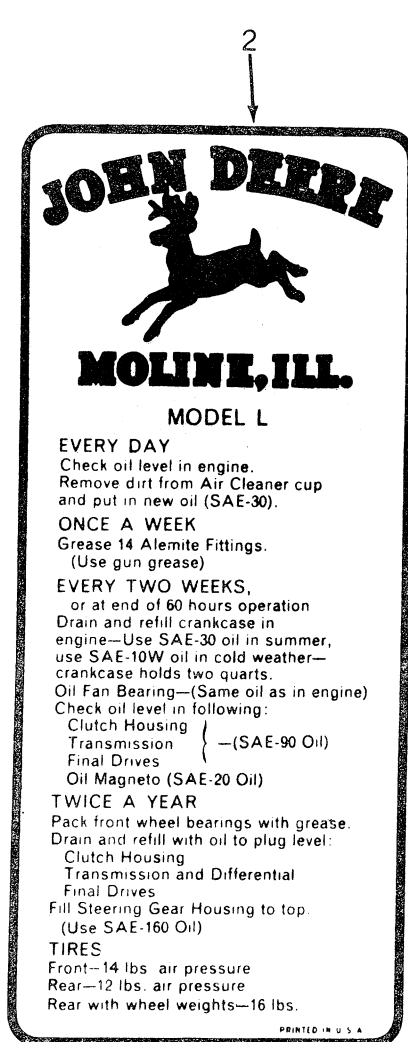
HIGH TRANSPORT SPEED ATTACHMENT Serial No. (L625000-)



Key	Part No.	Serial No.	Description
1	AL 2377 T	(L625000-)	Bracket Assembly, Pedal
2	L 963 T	(L625000-L639999)	Rod, Governor Foot Control, Front
	L 4263 T	(L640000-)	
3	L 964 T	(L625000-)	Rod, Governor Foot Control, Rear
4A	L 965 T	(L625000-L639999)	Guide, Governor Foot Control Rod
4B	L 4362 T	(L640000-)	
5	L 966 T	(L625000-)	Spring, Governor Foot Control Rod
6	AL 968 T	(L625000-)	Pedal, Governor Control
7	L 985 T	(L625000-)	Pin, Governor Control Rod Yoke
8	L 987 T	(L625000-)	Yoke, Governor Control Pedal, Rod Adjusting

DECALCOMANIA SET
Serial No. (L625000-L639999)

JOHN DEERE



19850

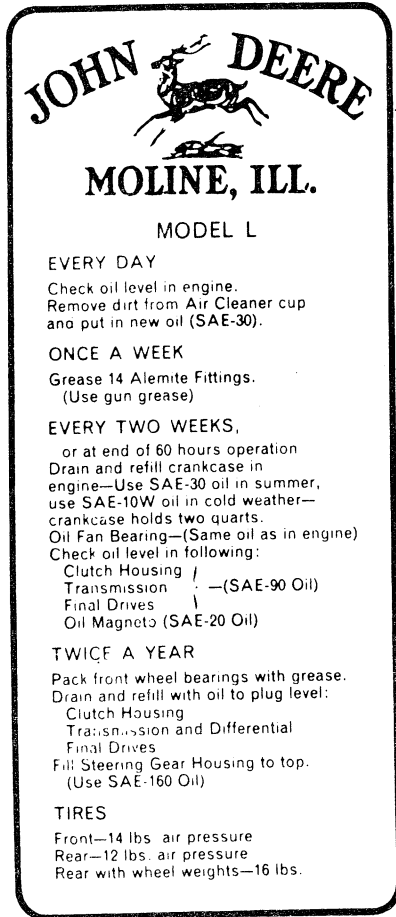
Key	Part No.	Serial No.	Description
	AL 20046 T	(L625000-L639999)	Decalcomania Kit, Consisting of:
1			"John Deere" Decalcomania for center grille and sides of Hood (3 Used)
2			"Servicing Instructions" Decalcomania for Rear of Hood
3			"Servicing Instructions" Decalcomania for Air Cleaner
4			"Delivery check" Sticker
5			"Be Careful" Decalcomania for Back of Seat



DECALCOMANIA SET FOR "L" INDUSTRIAL TRACTOR
Serial No. L625000 L639999


JOHN DEERE

1



3

4



19851

Key	Part No.	Serial No.	Description
1	AL 20047 T	(L1625000 L1639999)	Decalcomania Kit, Consisting of: "John Deere" Decalcomania for Center of Grille and Sides of Hood (3 Used)
2			"Servicing Instructions" Decalcomania for Rear of Hood
3			"Be Careful" Decalcomania for Back of Seat
4			"Leaping Deer" Decalcomania for Rear of Hood

DECALCOMANIA SET
Serial No. (L640000-)

JOHN DEERE

2
↓

JOHN DEERE
MODEL L TRACTOR
EVERY DAY
Check oil level in engine.
Remove dirt from Air Cleaner cup
and put in new oil (SAE-30).

ONCE A WEEK
Grease 14 Alemite Fittings
(Use gun grease)

EVERY TWO WEEKS.
or at end of 60 hours operation
Drain and refill crankcase in
engine—Use SAE-30 oil in summer,
use SAE-10W oil in cold weather—
crankcase holds three quarts
Oil Fan Bearing—(Same oil as in engine)
Check oil level in following:
Clutch Shaft Housing (—(SAE-90 Oil)
Transmission
Final Drives

TWICE A YEAR
Pack front wheel bearings with grease.
Drain and refill with oil to plug level:
Clutch Shaft Housing
Transmission and Differential
Final Drives
Fill Steering Gear Housing to top.
(Use SAE-140 Oil)

TIRES
Front—14 lbs. air pressure
Rear—12 lbs. air pressure

PRINTED IN U.S.A.



5
↓

DELIVERY CHECK BY DEALER

Before delivery, this tractor has been inspected and approved for:

1. Oil to proper level in crankcase ☐
2. Oil to proper level in clutch shaft case ☐
3. Oil to proper level in transmission ☐
4. Oil to proper level in final drive gear cases ☐
5. Oil to proper level in air cleaner cup ☐
6. Oil to proper level in fan ☐
7. Oil to proper level in steering gear case ☐
8. Radiator filled with clean water ☐
9. Tires checked for proper air pressure ☐
10. Serial number in instruction book ☐
11. Instruction book on the tractor ☐

Dealer Date

WARNING:—
Rubber tires are inflated to high pressure for shipping purposes. Before unloading tractor, reduce inflation to correct pressure.



19852



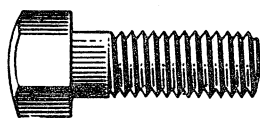
Key	Part No.	Serial No.	Description
1	AL 20049 T	(L640000-)	Decalcomania Kit, Consisting of: "John Deere" Decalcomania for Center of grille and Sides of Hood (3 Used)
2			"Servicing Instructions" Decalcomania for Rear of Hood
3			"Be Careful" Decalcomania for Back of Seat
4			"Servicing Instructions" for Air cleaner
5			"Delivery Check" Sticker
6			"Leaping Deer" Decalcomania for Rear of Hood



MEMORANDA

HARDWARE LIST

CAP SCREWS



Part No.	Attaches To Part No.	Size	Description
19H 112 R	AB 1204 R	5/16" x 1"	Generator Attaching (2 used)
19H 659 T	AL 2066 T	5/8" x 1-1/2"	Drawbar Angle to Final Drive (2 used)
19H 211 R	AL 2070 T	3/8" x 1"	Rear Plate Assembly to Frame (4 used)
19H 105 R	AL 2122 T	5/16" x 3/4"	Rear Oil Seal Plate (5 used)
19H 207 T	AL 2151 T	3/8" x 7/8"	Flywheel Housing to Cylinder Block (3 used)
19H 100 T	AL 2159 T	5/16" x 5/8"	Transmission Lower Bearing Cap (3 used)
19H 211 R	AL 2175 T	3/8" x 1"	Transmission and Differential to Rear Housing (8 used)
19H 16 T	AL 2190 T	1/4" x 5/8"	Radiator to Side Plate (L.H.) (2 used)
19H 16 T	AL 2190 T	1/4" x 5/8"	Radiator to Side Plate (R.H.) (2 used)
19H 16 T	AL 2193 T	1/4" x 5/8"	Hood Assembly to Rear Plate Assembly (6 used)
19H 100 T	AL 2203 T	5/16" x 5/8"	Fender to Footrest (R.H.) (2 used)
19H 100 T	AL 2204 T	5/16" x 5/8"	Fender to Footrest (L.H.) (2 used)
19H 332 R	AL 2213 T	7/16" x 1-1/4"	Belt Pulley Attachment to Clutch Shaft Housing (2 used)
19H 105 R	AL 2225 T	5/16" x 3/4"	Oil Pump to Cylinder Block (2 used)
19H 201 T	AL 2230 T	3/8" x 3/4"	Governor to Cylinder Block (2 used)
19H 207 T	AL 2238 T	3/8" x 7/8"	Clutch Housing to Flywheel Housing (8 used)
19H 201 T	AL 2266 T	3/8" x 3/4"	Radiator to Radiator Support (2 used)
19H 110 R	AL 2283 T	5/16" x 7/8"	Carburetor Attaching (2 used)
19H 207 T	AL 2346 T	3/8" x 7/8"	Cylinder Block to Flywheel Housing (3 used)
19H 436 T	AL 2349 T	1/2" x 1"	Water Inlet Elbow to Cylinder Block (621000-639999) (2 used)
19H 448 R	AL 2349 T	1/2" x 1-1/4"	Water Inlet Elbow to Cylinder Block (2 used)
19H 100 T	AL 2353 T	5/16" x 5/8"	Transmission Cover to Transmission (6 used)
19H 112 R	AL 2367 T	5/16" x 1"	Belt Pulley Gear Case (6 used)
19H 230 T	AL 2377 T	3/8" x 1-1/2"	High Speed Attachment Pedal Bracket (2 used)
19H 332 R	AL 2417 T	7/16" x 1-1/4"	Belt Pulley Quill to Tractor (4 used)
19H 207 T	AL 2425 T	3/8" x 7/8"	Gear Cover (8 used)
19H 211 R	AL 2601 T	3/8" x 1"	Transmission and Differential Case to Frame (8 used)
19H 207 T	AL 2605 T	3/8" x 7/8"	Transmission Cover to Transmission (4 used)
19H 110 R	AL 2630 T	5/16" x 7/8"	Carburetor to Manifold (2 used)
19H 100 T	AL 2657 T	5/16" x 5/8"	Oil Pan Attaching (12 used)
19H 207 T	AL 2663 T	3/8" x 7/8"	Gear Cover (5 used)
19H 100 T	AL 2693 T	5/16" x 5/8"	Flywheel Pan (4 used)
19H 105 R	AL 2743 T	5/16" x 3/4"	Rear Oil Seal Plate with Oil Seal (5 used)
19H 221 R	AL 2753 T	3/8" x 1-1/4"	Governor Case to Gear Cover (2 used)
19H 239 T	AL 2763 T	3/8" x 1-3/4"	Engine House Rear Support (3 used)
19H 105 R	AL 2823 T	5/16" x 3/4"	Battery Ground Strap
19H 37 T	AL 2827 T	1/4" x 1-1/2"	Oil Pump Cover (4 used)
19H 32 T	AL 2827 T	1/4" x 1-1/4"	Oil Pump, Upper Body to Lower Body (4 used)
19H 110 R	AL 2850 T	5/16" x 7/8"	Carburetor Attaching (2 used)
19H 652 T	AL 2871 T	5/8" x 1-1/4"	Cylinder Block to Frame (Rear) (2 used)
19H 211 R	L 112 T	3/8" x 1"	Clutch Carrier Sleeve (3 used)
19H 239 T	L 121 T	3/8" x 1-3/4"	Clutch Housing Rear Bearing Quill to Clutch Housing (3 used)
19H 221 R	L 132 T	3/7" 1-1/4"	Final Drive Outer Quill to Final Drive Housing (6 used)
19H 211 R	L 134 T	3/8" x 1"	Final Drive Quill (6 used)
19H 211 R	L 136 T	3/8" x 1"	Final Drive Quill (6 used)
19H 112 R	L 322 T	5/16" x 1"	Governor Control Bracket to Transmission Case (2 used)
19H 211 R	L 343 T	3/8" x 1"	Water Outlet Connection to Cylinder Head (2 used)
19H 16 T	L 385 T	1/4" x 5/8"	Air Cleaner Clamp to Rear Plate Assembly (2 used)
19H 129 T	L 439 T	5/16" x 1-3/8"	Bearing Retainer on Front End of Upper Transmission Shaft (4 used)
19H 100 T	L 474 T	5/16" x 5/8"	Bearing Cover on Front End of Lower Transmission Shaft (4 used)
19H 199 R	L 505 T	3/8" x 5/8"	Differential Cover (8 used)
19H 317 T	L 535 T	7/16" x 3/4"	Clutch Housing Cover to Clutch Housing (4 used)
19H 250 T	L 614 T	3/8" x 2"	Fan Bracket to Cylinder Block (2 used)
19H 207 T	L 616 T	3/8" x 7/8"	Final Drive Oil Pan to Final Drive Housing (16 used)
19H 221 R	L 619 T	3/8" x 1-1/4"	Final Drive Outer Quill to Final Drive Housing (6 used)
19H 652 T	L 686 T	5/8" x 1-1/4"	Flywheel Housing to Rear Engine Support Brackets (2 used)
19H 207 T	L 830 T	3/8" x 7/8"	Valve Cover (Flat) (2 used)
19H 230 T	L 830 T	3/8" x 1-1/2"	Valve Cover (Curved) (2 used)
19H 105 R	L 868 T	5/16" x 3/4"	Engine Oil Pan (12 used)
19H 96 R	L 878 T	5/16" x 1/2"	Blank Hole Cover to Cylinder Block (2 used)
19H 211 R	L 923 T	3/8" x 1"	Side Plate (L.H.) to Frame (2 used)
19H 211 R	L 924 T	3/8" x 1"	Side Plate (R.H.) to Frame (2 used)
19H 500 R	L 926 T	1/2" x 2-3/4"	Front Shield to Frame
19H 526 T	L 926 T	1/2" x 4"	Front Shield to Frame (2 used)
19H 129 T	L 4001 T	5/16" x 1-3/8"	Bearing Retainer on Front of Upper Shaft (4 used)
19H 100 T	L 4024 T	5/16" x 5/8"	Bearing Cover for Front End of Lower Shaft (3 used)




HARDWARE LIST

CAP SCREWS

Part No.	Attaches To Part No.		Size	Description
19H 129 T	L	4054 T	5/16" x 1-3/8"	Propeller Shaft Guard Support (2 used)
19H 129 T	L	4055 T	5/16" x 1-3/8"	Ratchet Plate for Governor Control Rod (2 used)
19H 100 T	L	4081 T	5/16" x 5/8"	Steering Gear Housing Cover to Housing (4 used)
19H 211 R	L	4116 T	3/8" x 1"	Water Outlet to Cylinder Block (2 used)
19H 211 R	L	4150 T	3/8" x 1"	Clutch Carrier Sleeve (3 used)
19H 448 R	L	4164 T	1 2" x 1-1 4"	Engine Support (Front) to Cylinder Block (2 used)
19H 105 R	L	4199 T	5/16" x 3 4"	Generator Adjusting Link (2 used)
19H 105 R	L	4200 T	5/16" x 3 4"	Generator Bracket (2 used)
19H 110 R	L	4252 T	5/16" x 7 8"	Governor Control Rod Bracket
19H 112 R	L	4312 T	5/16" x 1"	Light Bracket Clamp (2 used)
19H 221 R	L	4312 T	3/8" x 1-1/4"	Light Bracket (2 used)
19H 105 R	L	4318 T	5/16" x 3/4"	Light Extension Clamp
19H 354 T	AL	2016 T	7/16" x 2"	Final Drive to Rear Housing (L.H.) (10 used)
19H 354 T	AL	2017 T	7/16" x 2"	Final Drive to Rear Housing (L.H.) (10 used)
19H 101 T	AL	2195 T	5/16" x 5/8"	Propeller Shaft Guard to Guard Supports (4 used)
19H 278 T	AL	2277 T	3/8" x 3"	Magneto Attaching
L 1081 T	AL	2342 T	No. 12-32x1-1/16"	Fan Assembly to Fan Body (8 used)
19H 197 T	AL	2431 T	3/8" x 1/2"	High Stack Air Cleaner to Engine House Top and Sides Assembly (4 used)
19H 222 T	AL	2639 T	3/8" x 1-1/4"	Steering Gear Base to Frame (2 used)
19H 364 T	AL	2016 T	7/16" x 2-1/4"	Fender and Final Drive to Rear Housing (R.H.) (8 used)
19H 364 T	AL	2017 T	7/16" x 2-1/4"	Fender and Final Drive to Rear Housing (L.H.) (8 used)
19H 202 T	AL	2840 T	3/8" x 3/4"	Air Cleaner Attaching (3 used)
19H 449 T	L	139 T	1/2" x 1-1/4"	Washer to Inner End of Flanged Shaft (2 used)
19H 164 T	L	214 T	5/16" x 3"	Propeller Shaft Guard Spacer to Propeller Shaft Guard (2 used)
19H 249 T	L	269 T	3/8" x 1-7/8"	Dust Shield, Pivot Shaft Bearing (6 used)
19H 249 T	L	278 T	3/8" x 1-7/8"	Pivot Shaft Bearing Cap (6 used)
19H 458 T	L	515 T	1/2" x 1-1/2"	Front Engine Support to Frame (2 used)
19H 240 T	L	633 T	3/8" x 1-3/4"	Pivot Shaft Bearing Cap (6 used)
19H 240 T	L	646 T	3/8" x 1-3/4"	Dust Shield, Pivot Shaft Bearing (6 used)

MACHINE SCREWS



21H 605 R	AL	2054 T	1/4" x 5/8"	Radiator to Radiator Guard (6 used)
21H 597 R	L	320 T	1/4" x 1/2"	Governor Control Lock Spring to Propeller Shaft (2 used)
			1/4" x 1/2"	Guard Support
21H 696 T	L	383 T	5/16" x 7/8"	Hub Cap to Front Wheel (3 used)
L 1171 T	L	518 T	No. 10-24x5/16"	Governor Control Rod Guide to Propeller Shaft Guard Support (2 used)
21H 597 R	L	602 T	1/4" x 1/2"	Governor Control Rod Lock Spring to Support on Transmission
21H 717 T	L	608 T	5/16" x 1-1/2"	Hub Cap to Front Wheel (3 used)
21H 588 T	L	689 T	1/4" x 3/8"	Timing Hole Cover to Flywheel Housing
21H 928 T	AL	2267 T	5/16" x 1/2"	Engine House Base and Shield Assembly to Bottom of Engine House Grille (4 used)
21H 945 T	AL	2267 T	3/8" x 3/4"	Engine House Base and Shield Assembly to Radiator Support (2 used)
21H 931 T	AL	2268 T	5/16" x 3/4"	Engine House Grille to Crank Guide
21H 930 T	AL	2274 T	5/16" x 5/8"	Air Cleaner to Engine House Top and Sides Assembly (2 used)
21H 928 T	AL	2276 T	5/16" x 1/2"	Front End of Propeller Shaft Guard to Engine House Top and Sides Assembly (2 used)
21H 930 T	AL	2276 T	5/16" x 5/8"	Rear End of Propeller Shaft Guard to Support on Transmission (2 used)
21H 928 T	AL	2404 T	5/16" x 1/2"	Front End of Propeller Shaft Guard to Engine House Top and Side Assembly (2 used)
21H 930 T	AL	2404 T	5/16" x 5/8"	Rear End of Propeller Shaft Guard to Support on Transmission (2 used)
21H 931 T	AL	2421 T	5/16" x 3/4"	Crank Guide to Grille
21H 928 T	AL	2436 T	5/16" x 1/2"	Engine House Top and Sides Assembly to Rear Engine House Support (2 used)
21H 928 T	AL	2436 T	5/16" x 1/2"	Engine House Top and Sides Assembly to Top of Grille (5 used)
21H 928 T	AL	2436 T	5/16" x 1/2"	Engine House Top and Sides Assembly to Rear Engine Support Brackets (2 used)
21H 931 T	AL	2436 T	5/16" x 3/4"	Engine House Top and Sides Assembly to Rear Engine Support Brackets (4 used)

HARDWARE LIST

MACHINE SCREWS

Part No.	Attaches To		Part No.	Size	Description
21H 928 T	AL	2615 T	5/16" x 1/2"	Front End of Propeller Shaft Guard to Engine House Top and Sides Assembly (2 used)	
21H 930 T	AL	2615 T	5/16" x 5/8"	Rear End of Propeller Shaft Guard to Support on Transmission (2 used)	
21H 928 T	AL	2618 T	5/16" x 1/2"	Front End of Propeller Shaft Guard to Engine House Top and Side Assembly (2 used)	
21H 930 T	AL	2618 T	5/16" x 5/8"	Rear End of Propeller Shaft Guard to Support on Transmission (2 used)	
21H 930 T	AL	2783 T	5/16" x 5/8"	Propeller Shaft Guard to Transmission (2 used)	
21H 928 T	AL	2783 T	5/16" x 1/2"	Propeller Shaft Guard to Top and Sides Assembly (2 used)	
21H 928 T	AL	2982 T	5/16" x 1/2"	Engine House Top and Sides Assembly to Frame Bracket (2 used)	
21H 928 T	AL	2982 T	5/16" x 1/2"	Engine House Top and Sides Assembly to Rear Support (2 used)	
21H 928 T	AL	2982 T	5/16" x 1/2"	Engine House Top and Sides Assembly to Grille (5 used)	
21H 931 T	AL	2982 T	5/16" x 3/4"	Engine House Top and Sides Assembly to Rear Support (4 used)	
21H 937 T	L	965 T	5/16" x 1-1/2"	Governor Control Rod Guide to Engine House Base and Shield Assembly	

COTTER PINS




11H 3 R	1/16" x 1/2"	
11H 19 R	3/32" x 5/8"	
11H 20 T	3/32" x 3/4"	
11H 52 T	1/8" x 2-1/2"	
11H 60 T	5/32" x 1"	
11H 62 R	5/32" x 1-1/4"	
11H 64 T	5/32" x 1-1/2"	
AA 3408 R	3/32" x 1/2"	(Box of 100)
AA 3411 R	1/8" x 3/4"	(Box of 100)
AA 3412 R	1/8" x 1"	(Box of 100)
AA 3414 R	1/8" x 1"	(Box of 100)
AA 3420 R	1/4" x 1-1/2"	

MACHINE BOLTS



7H 317 R	AL 2824 T	3/8" x 1"	Battery Mounting Plate to Frame (4 used)
	L 297 T	1/2" x 4-1/2"	Rear Drawbar Support to Frame (2 used)
7H 739 R	L 609 T	1/2" x 1-1/2"	Rear Drawbar Support to Drawbar Support Bracket (2 used)
8H 400 T	L 515 T	7/16" x 3-3/4"	Front Engine Support to Engine
8H 1566 T	L 547 T	3/4" x 6-1/2"	Seat Spring to Seat Bracket
8H 528 T	L 4164 T	1/2" x 1-1/4"	Front Engine Support to Frame

CARRIAGE BOLTS

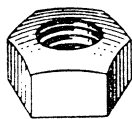


3H 675 T	AD 1606 R	5/8" x 1-3/4"	Seat to Seat Bracket
3H 126 T	AL 2081 T	5/16" x 3-3/4"	Air Cleaner to Air Cleaner Clamp




HARDWARE LIST

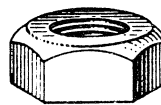
HEXAGON NUTS



Plain



Semi-Finished



Jam

Part No.	Attaches To Part No.		Size	Description
14H 534 T	AL	2176 T	3/4"	Front Wheel (2 used)
14H 534 T	AL	2206 T	3/4"	Belt Pulley
14H 534 T	AL	2329 T	3/4"	Front Wheel (2 used)
14H 534 T	AL	2628 T	3/4"	Special Front Wheel (2 used)
14H 344 A	AL	2133 T	7/16"	Gear Cover Thrust Screw (2 used)
14H 477 T	L	4168 T	5/8"	Starter Attaching Screw
14H 471 T	L	4121 T	1/2"	Oil Pump Attaching Screw
14H 465 T	L	4238 T	3/8"	Governor Lever Stop Screw
14H 485 A	AL	2059 T	7/8"	Steering Arm with Ball (L.H.) to Front Axle Spindle
14H 495 T	AL	2194 T	1-1/4"	Steering Column Support to Rear Housing
14H 495 T	AL	2304 T	1-1/4"	Steering Column Support to Rear Housing
14H 463 T	AL	2659 T	5/16"	Clutch Throw-Out Rod
14H 485 A	L	183 T	7/8"	Steering Arm (R.H.) to Front Axle Spindle
14H 463 T	L	299 T	5/16"	Adjusting Yoke Rod (2 used)
14H 469 T	L	300 T	7/16"	Adjusting Yoke to Rod
14H 466 T	L	324 T	3/8"	Adjusting Yoke to Rod (2 used)
14H 402 T	L	368 T	3/4"	Pitman Ball Arm
14H 630 T	L	964 T	No. 10-32	Adjusting Yoke to Governor Foot Control Rod (Rear)
14H 701 R	L	4092 T	9/16"	Steering Gear Shaft Thrust Screw
14H 402 T	L	4506 T	3/4"	Pitman Ball Arm (Adjustable Axle)
14H 376 T			1/4"	
14H 379 T			5/16"	
14H 382 T			3/8"	
14H 385 T			7/16"	
14H 388 T			1/2"	
14H 397 T			5/8"	
14H 606 R			No. 10-24	
14H 377 T			1/4"	
14H 380 T			5/16"	
14H 383 T			3/8"	
14H 386 T			7/16"	
14H 389 T			1/2"	
14H 630 T			No. 10-32	
14H 478 T			5/8"	

EXPANSION PLUGS



30H 21 T	AL	2016 T	1-1/2"	Final Drive Housing (R.H.)
30H 21 T	AL	2017 T	1-1/2"	Final Drive Housing (L.H.)
30H 13 R	AL	2151 T	1"	Cylinder Block (3 used)
L 4289 T	AL	2238 T	1-1/4"	Clutch Housing (Heat Treated Welsh Plug) (2 used)
30H 13 R	AL	2346 T	1"	Cylinder Block (3 used)
30H 7 T	AL	2605 T	5/8"	Transmission Cover (4 used)
30H 7 T	AL	2753 T	5/8"	Governor Case
L 4289 T	AL	2871 T	1-1/4"	Cylinder Block (Heat Treated Welsh Plug) (2 used)

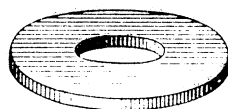
HARDWARE LIST

PIPE FITTINGS



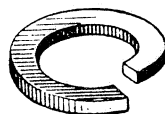
Part No.	Attaches To		Part No.		Size	Description
5H	256	T	AL	2016	T 1 2"	Final Drive R.H.
15H	256	T	AL	2017	T 1 2"	Final Drive L.H.
15H	257	T	AL	2175	T 3 4"	Transmission and Differential Case (3 used)
15H	255	R	AL	2238	T 3 8"	Clutch Housing (2 used)
15H	254	R	AL	2349	T 1 4"	Lower Water Elbow
15H	257	T	AL	2432	T 3 4"	Engine Oil Pan
15H	257	T	AL	2601	T 3 4"	Transmission and Differential Case (3 used)
15H	257	T	L	155	T 3 4"	Flywheel Housing Timing Hole
15H	255	R	L	616	T 3 8"	Final Drive Oil Pan (2 used)
15H	257	T	L	868	T 3 4"	Engine Oil Pan
15H	253	R	L	1189	T 1 8"	Elbow on Cylinder Block
15H	255	R	L	4123	T 3 8"	Clutch Shaft Housing (2 used)

WASHERS—PLAIN



L	1149	T	AD	1606	R 5/8"	Seat to Seat Bracket
24H	133	T	AL	2054	T 1/4"	Radiator Guard to Radiator (6 used)
L	1149	T	AL	2067	T 5/8"	Drawbar Swinging Link to Drawbar Cross Angle
L	1148	T	AL	2227	T 3 8"	Magneto to Cylinder Block (2 used)
L	1148	T	AL	2231	T 3 8"	Governor Control Lever (Rear) to Governor
L	1183	T	AL	2436	T 5/16"	Engine House Top and Sides Assembly (4 used)
L	1147	T	AL	2341	T 5 8"	Fan to Fan Bracket (2 used)
L	1198	T	AL	2754	T 5/16"	Governor Wire, Rear End
24H	447	T	AL	2835	T 5 8"	Headlight
L	1148	T	AL	2908	T 3 8"	Magneto to Cylinder Block (2 used)
L	1198	T	AL	2858	T 5/16"	Battery Cover (4 used)
24H	161	A	L	968	T 7/16"	Governor Control Pedal to Pedal Bracket Assembly

LOCK WASHERS



12H	7	R	No. 10 SAE Medium		
12H	44	T	5 8" SAE Light		
12H	58	T	1-1 2" SAE Light		
12H	68	R	5 16" SAE Heavy		
AA	3400	R	1 4" SAE Medium (Box of 50)		
AA	3401	R	5 16" SAE Medium (Box of 50)		
AA	3402	R	3 8" SAE Medium (Box of 50)		
AA	3403	R	7 16" SAE Medium (Box of 50)		
AA	3404	R	1 2" SAE Medium (Box of 50)		
AA	3405	R	9 16" SAE Medium (Box of 25)		
AA	3406	R	5 8" SAE Medium (Box of 25)		
AA	3407	R	3 4" SAE Medium (Box of 25)		

NUMERICAL INDEX TRACTOR, MODEL "L"

89

Part No.	Page	Key	Part No.	Page	Key	Part No.	Page	Key	Part No.	Page	Key
10-1889	37	1	62- 167	37	35	6204	49	15	809688	51	66
10-2182	39	39	-	39	16	6214	45	2	809698	51	58
13- 660	37	2	65- 153	37	36	6285	45	3	809824	51	65
13- 719	37	3	67- 523	37	38	6339	45	4	809945	51	56
	39	15		39	12	6352	45	5	809961	51	42
14- 153	37	4	78- 62	39	26	6354	45	6	810226	53	4
14- 175	37	4	78- 154	37	39	6376	45	7	810601	53	27
	39	6		39	3	6384	45	8	810620	53	52
15- A91	39	8	78- 184	37	40	6399	45	9	811553	53	3
15- 8	37	5		39	42	6401	45	10	812015	51	61
15- 33	39	25	78- 322	37	41	6402	45	11		53	15
15- 114	37	7		39	7	6424	45	12	812016	51	60
15- 186	46	6	80- 117	37	42		48	1		53	19
	48	6	82- 16	39	29	6425	48	2	812406	53	26
15- 223	37	8	95- 78	37	43	6427	45	13	812407	53	28
	39	9		39	44	6430	45	14	813521	53	5
15- 385	37	8	99- 7	39	40	6431	45	15	813554	53	22
15- 397	37	9		37	44	6433	45	16	815018	51	5
	39	43	227- 591	37	45	6434	45	17	816331	51	55
15- 443	37	10	227- 738	39	10	6435	45	18	816911	53	34
	39	2	233- 536	37	46	6440	45	19	817216	51	14
16- 80	37	12		39	17	6455	45	20	817220	51	9
	39	46	1118	47	43	6462	45	21	817223	51	44
16- 449	37	13	1152	47	22	6468	49	55	817224	51	43
	39	36	1153	47	23	6475	45	22	817313	51	62
16- 480	47	56	1194	47	64	6522	45	23		53	17
16- 577	37	11	1197 T	47	52	6535	45	24	817314	51	63
16- 583	46	7	1379	47	20	6536	45	25		53	16
16- 738	47	55	1397	47	40	6598	45	26	817532	51	57
16-X 4778	47	57	1404	47	39	6618	45	27	819362	53	23
24- 153	39	27	1418	47	53	6640	45	28	820524	51	8
24- 262	37	14	1533	47	65	6644	45	29	821524	53	38
	39	32	1760	47	25	6763	45	30	833602	53	41
24- 340	37	15	1814	49	42	6822	45	31	909551	51	17
	39	5	2040	46	5	7333	45	32	1116809	51	35
24- 425	37	16		48	5	7340	45	33	1836664	51	18
	39	48	2076	46	2	7348	45	34	1841027	51	24
24- 480	37	17	2121	47	18	7352	45	35	1843646	51	52
24- 840	39	41	2122	46	10	7524	45	36	1849782	53	..
26- 597	37	18		49	11	7820	45	37	1850810	53	48
26- 612	37	19	2288	46	9	10383	49	45	1850811	53	47
26- 656	39	30		49	10	10407	49	57	1855629	53	49
26- 657	39	45	2495	47	36	16319	45	38	1858749	51	30
27- 143	37	20	2496	47	17	16766	45	39	1858753	51	29
27- 144	37	21	2497	47	58	16835	45	41	1858754	51	31
	39	49	2503	47	32	23149	45	42	1860639	53	45
27- 154	39	50	2504	47	38	29281	45	43	1861076	53	39
27- 530	37	22	2505	47	21	29621	45	44	1865182	53	14
27- 539	39	38	2537	47	61	29760	45	45	1867168	51	53
28- 49	39	28	2538	47	42	35207	45	46	1868804	53	50
29- 81	39	23	2687 R	45	57	35251	45	47	1872505	53	42
29- 530	39	24	3219	49	58	51237	45	48	1872638	51	3
30- 570	37	23	3497A	47	24	51272	45	49	1872661	51	32
30- 600	37	24	3538	47	66	51435	45	50	1873774	53	13
	39	33	3539	47	68	51664	45	2	1880225	51	22
32- 16	37	25		49	38	70131	45	51	1880254	53	32
32- 27	37	25	3945	49	40	70325	45	52	1881250	51	33
	39	34	4140	46	3	81904	51	41	1881251	51	34
43- 44	37	26		48	3	114998	53	12	1881869	53	29
43- 108	37	26	4210	49	59	200182	51	25	1881998	51	6
	39	4	5077	49	52	451608	51	15	1882323	53	33
44- 38	37	27	5446	47	47	802691	53	11	1882324	53	1
	39	13	5516	49	24	802730	51	21	1886923	53	9
44- 39	37	28	5518	49	20	804000	51	47	1902102	51	54
	39	47	5519	49	19	804076	51	12	1904669	53	40
46- 383	37	29	5520	49	23	805057	53	46	1904829	51	51
46- 424	37	29	5532	49	51	806915	51	48	1911097	51	14
46- 473	39	21	5536	49	61	809053	53	6	1911263	51	49
47- 571	37	30	5610	49	43	809062	51	11	1912008	51	39
47- 585	37	31	5620	49	62		53	18	1995603	43	16
47- 611	39	35	5622	49	67	809593	51	38	3H 126 T	85	..
49- 101L	37	32	5633	49	47		53	30	3H 675 T	85	..
	39	18	5644	49	60	809614	51	64	7H 317 R	85	..
49- 153	37	33	5926	49	22	809642	51	19	7H 739 R	85	..
49- 169	37	33	6084	45	1	809644	51	23	8H 165 T	58	17
49- 209	39	37	6199	49	18	809658	51	59			
55- 231	37	34									
	39	14									



NUMERICAL INDEX TRACTOR, MODEL "L"

Part No.	Page	Key	Part No.	Page	Key	Part No.	Page	Key	Part No.	Page	Key
8H 165 T	58	17	19H 201 T	83	..	30H 21 T	66	4	AL 821 T	18	1
8H 400 T	85	..	19H 202 T	84	..	A 33X	46	16	AL 822 T	19	2
8H 528 T	85	..	19H 207 T	11	52	A 140	47	73	AL 822 T	18	2
8H 1566 T	85	..	19H 211 R	11	37	A 179X	46	12	AL 868 T	19	1
11H 3 R	29	1	19H 221 R	83	..		49	13	AL 884 T	20	5
11H 19 R	15	19	19H 222 T	84	..	A 243X	46	11	AL 884 T	41	5
11H 20 T	21	2	19H 230 T	9	36		49	12	AL 968 T	42	5
11H 52 T	85	..	19H 239 T	83	..	A 765 R	47	45	AL 968 T	78	6
11H 60 T	33	5	19H 240 T	84	..	A 766 R	47	33	AL 981 T	71	..
11H 62 R	85	..	19H 249 T	84	..	A 767 R	51	67	AL 981 T	73	..
11H 64 T	85	..	19H 250 T	83	..	A 2784 R	53	44	AL 2005 T	16	12
12H 7 R	33	14	19H 278 T	47	28	A 2789 R	53	..	AL 2005 T	45	53
12H 9 R	11	20	19H 317 T	83	..	A 3008 R	51	7	AL 2011 T	64	1
12H 10 R	21	4	19H 332 R	77	13	A 3009 R	51	50	AL 2011 T	65	1
12H 11 R	11	51	19H 354 T	84	..	A 3011 R	51	27	AL 2012 T	71	1
12H 13 R	11	3	19H 364 T	84	..	A 3031 R	51	28	AL 2013 T	66	1
12H 14 R	11	43	19H 436 T	9	39	AA 3400 R	11	20	AL 2013 T	67	1
12H 15 R	33	3	19H 448 R	83	..	AA 3401 R	21	4	AL 2015 T	71	6
12H 35 R	49	48	19H 449 T	84	..	AA 3402 R	11	51	AL 2015 T	73	7
12H 44 T	31	3	19H 458 T	84	..	AA 3403 R	87	..	AL 2016 T	66	2
12H 58 T	87	..	19H 467 R	11	4	AA 3404 R	11	3	AL 2016 T	67	2
12H 68 R	51	4	19H 526 T	83	..	AA 3405 R	11	43	AL 2017 T	66	3
14H 344 A	11	54	19H 652 T	83	..	AA 3406 R	33	3	AL 2017 T	67	3
14H 376 T	86	..	19H 659 T	83	..	AA 3407 R	87	..	AL 2020 T	66	5
14H 377 T	29	3	19H 1004 T	61	73	AA 3408 R	85	..	AL 2020 T	67	5
14H 379 T	86	..	21H 238 R	51	36	AA 3411 R	85	..	AL 2021 T	66	6
14H 380 T	86	..	21H 395 R	51	24	AA 3412 R	85	..	AL 2021 T	67	6
14H 382 T	86	..	21H 412 T	33	15	AA 3413 R	31	5	AL 2022 T	66	7
14H 383 R	47	74	21H 588 T	11	19	AA 3414 R	85	..	AL 2028 T	64	2
14H 385 T	86	..	21H 597 R	84	..	AA 3420 R	85	..	AL 2028 T	65	2
14H 386 T	86	..	21H 605 R	84	..	AA 3497 R	51	10	AL 2032 T	71	4
14H 388 T	86	..	21H 696 T	84	..	AB 1204 R	51	72	AL 2041 T	55	2
14H 389 T	86	..	21H 717 T	74	12	AB 2568 R	43	14	AL 2044 T	27	1
14H 397 T	86	..	21H 928 T	58	19	AD 1606 R	55	1	AL 2045 T	23	1
14H 402 T	86	..	21H 930 T	58	20		57	1	AL 2046 T	23	2
14H 463 T	86	..	21H 931 T	84	..	AL 116 T	23	17	AL 2047 T	23	3
14H 465 T	86	..	21H 937 T	85	..	AL 134 T	24	17	AL 2049 T	23	4
14H 466 T	43	..	21H 945 T	84	..	AL 136 T	66	18	AL 2054 T	41	15
14H 469 T	86	..	21H 961 R	51	20	AL 136 T	67	18	AL 2057 T	64	3
14H 471 T	11	39	21H 962 R	47	46	AL 173 T	66	17	AL 2058 T	64	4
14H 477 T	86	..	21H 964 R	47	49	AL 173 T	67	17	AL 2059 T	71	7
14H 478 T	31	2	21H 965 R	45	40	AL 173 T	66	26	AL 2065 T	23	5
14H 485 A	86	..	21H 966 R	47	63	AL 174 T	67	26	AL 2066 T	76	1
14H 494 T	68	..	21H 969 R	53	21	AL 174 T	66	28	AL 2067 T	76	2
14H 495 T	86	..	21H 971 R	39	22	AL 177 T	67	28	AL 2070 T	41	17
14H 534 T	77	10	21H 973 R	47	34	AL 177 T	66	27	AL 2072 T	41	19
14H 583 T	58	16	21H 977 R	37	6	AL 177 T	67	27	AL 2073 T	27	2
14H 605 R	49	32	21H 983 R	51	68	AL 179 T	23	23	AL 2075 T	41	21
14H 606 R	86	..	21H 985 R	51	2	AL 343 T	16	9	AL 2076 T	41	23
14H 608 R	51	26	21H 986 R	53	7	AL 353 T	16	3	AL 2079 T	68	1
14H 630 T	86	..	21H 988 R	46	14	AL 368 T	68	15	AL 2079 T	69	1
14H 631 R	51	1	24H 66 A	71	17	AL 397 T	69	15	AL 2081 T	34	1
14H 644 T	33	9	24H 133 T	87	..	AL 397 T	74	15	AL 2082 T	34	4
14H 701 R	86	..	24H 156 R	53	37	AL 465 T	75	13	AL 2083 T	31	17
14H 732 R	53	35	24H 161 A	87	..	AL 466 T	61	48	AL 2083 T	33	18
14H 743 H	68	..	24H 379 T	58	13	AL 608 T	61	50	AL 2087 T	41	1
14H 774 R	39	52	24H 447 T	87	..	AL 608 T	74	11	AL 2087 T	42	1
15H 197 R	9	21	25H 42 T	26	1	AL 615 T	75	9	AL 2090 T	31	19
15H 219 T	11	10	25H 50 T	29	23	AL 616 T	16	3	AL 2090 T	33	20
15H 253 R	87	..	25H 67 T	16	6	AL 616 T	66	29		34	4
15H 254 R	11	5	25H 73 T	61	78	AL 619 T	67	29		35	2
15H 255 R	9	..	25H 100 T	12	20	AL 619 T	66	16	AL 2094 T	23	6
15H 256 T	87	..	25H 124 T	23	37	AL 619 T	67	16	AL 2094 T	24	6
15H 257 T	2	7	25H 125 T	15	29	AL 635 T	9	32	AL 2095 T	23	7
15H 277 T	9	18	25H 184 T	71	..	AL 638 T	71	9	AL 2095 T	24	7
15H 566 T	9	..	26H 6 R	26	3	AL 638 T	73	10	AL 2096 T	27	5
19H 16 T	83	..	26H 11 T	12	16	AL 657 T	71	32	AL 2096 T	29	4
19H 32 T	83	..	26H 14 R	29	25	AL 657 T	73	37	AL 2106 T	68	2
19H 37 T	26	15	26H 15 T	12	21	AL 674 T	16	4	AL 2109 T	31	11
19H 96 R	83	..	26H 19 R	53	43	AL 741 T	9	7	AL 2116 T	23	8
19H 100 T	21	5	26H 22 R	61	77	AL 742 T	9	6	AL 2116 T	24	8
19H 101 T	84	..	26H 72 R	51	46	AL 757 T	16	4	AL 2117 T	41	2
19H 105 R	15	2	26H 2025 T	58	4	AL 766 T	12	14	AL 2117 T	42	2
19H 110 R	39	20	29H 483 R	41	9	AL 766 T	15	22	AL 2118 T	41	3
19H 112 R	83	..		42	9	AL 785 T	9	40	AL 2118 T	42	3
19H 129 T	83	..	30H 7 T	29	15	AL 787 T	18	11			
19H 164 T	84	..	30H 13 R	86	..		19	9			
19H 190 T	58	17	30H 17 R	11	48						
19H 197 T	84	..									
19H 199 R	83	..									



NUMERICAL INDEX TRACTOR, MODEL "L"

91

Part No.	Page	Key	Part No.	Page	Key	Part No.	Page	Key	Part No.	Page	Key
AL 2119 T	41	4	AL 2272 T	41	22	AL 2425 T	9	27	AL 2729 T	25	5
	42	4		42	17	AL 2426 T	12	12		26	16
AL 2122 T	60	1	AL 2274 T	34	2	AL 2428 T	34	10	AL 2730 T	42	12
	63	1	AL 2275 T	31	15		35	4	AL 2743 T	15	5
AL 2123 T	60	2		33	16	AL 2431 T	34	3	AL 2745 T	45	56
	63	2		41	14	AL 2432 T	9	27	AL 2750 T	26	..
AL 2124 T	77	1		42	13		20	5	AL 2752 T	26	12
AL 2125 T	41	13	AL 2276 T	58	1	AL 2436 T	41	18	AL 2753 T	29	19
AL 2130 T	71	10	AL 2281 T	23	1	AL 2442 T	34	17	AL 2754 T	29	32
	73	11	AL 2282 T	23	2		35	9	AL 2755 T	29	10
AL 2136 T	25	1	AL 2283 T	37	48	AL 2443 T	34	21	AL 2756 T	19	8
	26	13	AL 2285 T	12	22		35	5	AL 2757 T	42	11
AL 2137 T	9	1		15	30	AL 2444 T	34	12	AL 2759 T	12	1
	11	8	AL 2286 T	74	14		35	6		15	16
AL 2140 T	18	10		75	12	AL 2458 T	55	5	AL 2760 T	12	3
AL 2144 T	9	2	AL 2299 T	55	2		57	5		15	9
AL 2145 T	9	3	AL 2302 T	64	3	AL 2601 T	60	13	AL 2763 T	42	20
AL 2147 T	25	2		65	5		63	10	AL 2783 T	59	1
AL 2148 T	16	1	AL 2303 T	64	4	AL 2602 T	60	3	AL 2784 T	29	9
AL 2151 T	9	8		65	6		63	3	AL 2792 T	43	15
AL 2156 T	71	11	AL 2304 T	68	4	AL 2603 T	60	12	AL 2793 T	43	1
	73	12		69	4		63	9	AL 2794 T	53	..
AL 2158 T	60	3	AL 2306 T	16	1	AL 2605 T	60	22	AL 2795 T	43	..
AL 2159 T	60	4	AL 2307 T	27	1		63	18	AL 2796 T	43	..
	63	4	AL 2312 T	66	7	AL 2614 T	58	3	AL 2811 T	9	11
AL 2161 T	60	5		67	7		59	4		11	9
AL 2171 T	60	11	AL 2315 T	68	7	AL 2615 T	58	1	AL 2812 T	17	10
AL 2175 T	60	13		69	7	AL 2618 T	58	1	AL 2813 T	43	2
AL 2176 T	74	1	AL 2316 T	71	2	AL 2619 T	60	14	AL 2814 T	43	3
AL 2177 T	64	5		73	1		63	11	AL 2818 T	43	17
	65	4	AL 2317 T	71	7	AL 2622 T	23	4	AL 2822 T	43	18
AL 2180 T	68	3		73	9	AL 2628 T	74	1	AL 2823 T	43	19
	69	3	AL 2319 T	27	3		75	1	AL 2824 T	43	20
AL 2190 T	31	16	AL 2329 T	74	1	AL 2630 T	37	48	AL 2826 T	24	35
AL 2193 T	41	25		75	1	AL 2631 T	68	8	AL 2827 T	26	9
AL 2194 T	68	4	AL 2337 T	45	55		69	8	AL 2834 T	23	2
AL 2195 T	58	1	AL 2338 T	41	28	AL 2632 T	68	9		24	2
AL 2203 T	55	3	AL 2340 T	41	12		69	9	AL 2835 T	23	1
	57	3	AL 2341 T	31	22	AL 2634 T	68	10		24	1
AL 2204 T	55	4	AL 2342 T	31	12		69	10	AL 2836 T	23	4
	57	4	AL 2343 T	31	6	AL 2635 T	68	12		24	4
AL 2206 T	77	2	AL 2346 T	9	8		69	12	AL 2840 T	35	1
AL 2209 T	58	2	AL 2347 T	12	2	AL 2636 T	68	11	AL 2841 T	11	29
	59	3		15	11		69	11	AL 2850 T	39	..
AL 2210 T	58	3	AL 2348 T	12	2	AL 2639 T	68	13	AL 2855 T	43	4
AL 2218 T	12	11		15	11		69	13	AL 2857 T	43	16
AL 2219 T	12	2	AL 2349 T	9	37	AL 2645 T	71	5	AL 2858 T	43	21
AL 2221 T	12	2		11	2		73	4	AL 2859 T	69	2
AL 2224 T	12	17	AL 2350 T	24	10	AL 2651 T	17	9	AL 2860 T	33	12
AL 2225 T	25	3	AL 2351 T	34	9	AL 2653 T	15	26	AL 2862 T	33	6
AL 2226 T	37	47	AL 2352 T	12	19	AL 2657 T	21	7	AL 2864 T	33	13
AL 2227 T	45	54	AL 2353 T	60	21	AL 2659 T	24	5	AL 2869 T	12	4
AL 2228 T	45	55	AL 2356 T	12	12	AL 2660 T	11	53		15	17
AL 2230 T	27	6	AL 2367 T	77	3	AL 2663 T	11	50	AL 2871 T	11	22
AL 2231 T	27	7	AL 2377 T	78	1	AL 2667 T	29	7	AL 2877 T	15	27
AL 2235 T	34	8	AL 2379 T	16	2	AL 2668 T	26	7	AL 2878 T	64	6
AL 2236 T	34	5	AL 2392 T	71	5	AL 2669 T	26	8		65	3
AL 2237 T	41	11		73	4	AL 2675 T	19	7	AL 2881 T	15	20
AL 2238 T	23	9	AL 2395 T	71	6	AL 2677 T	15	14	AL 2882 T	15	8
AL 2240 T	23	10		73	7	AL 2678 T	42	16	AL 2883 T	15	20
AL 2241 T	60	14	AL 2396 T	71	6	AL 2680 T	57	2	AL 2884 T	15	8
AL 2253 T	31	22		73	7	AL 2687 T	33	..	AL 2885 T	15	20
AL 2257 T	68	5	AL 2397 T	71	3	AL 2691 T	29	25	AL 2886 T	15	8
	69	5		73	2	AL 2692 T	29	8	AL 2890 T	12	7
AL 2258 T	68	6	AL 2404 T	58	1	AL 2693 T	21	3		15	12
	69	6	AL 2412 T	55	..	AL 2699 T	15	21	AL 2891 T	12	7
AL 2266 T	31	16		57	..	AL 2705 T	39	31		15	12
	33	17	AL 2417 T	77	4	AL 2718 T	29	28	AL 2919 T	43	5
AL 2267 T	41	27	AL 2418 T	66	8	AL 2720 T	29	13	AL 2923 T	47	62
	42	19		67	8	AL 2722 T	9	5		49	68
AL 2268 T	41	16	AL 2421 T	15	32		11	1	AL 2924 T	43	6
	42	14		41	29	AL 2723 T	53	53	AL 2948 T	9	11
AL 2270 T	41	20		42	21	AL 2725 T	29	31	AL 2976 T	43	7
AL 2271 T	41	24	AL 2422 T	9	4	AL 2726 T	11	11	AL 2982 T	42	15
	42	18				AL 2728 T	25	4	AL 4001 T	61	26
							26	10		63	21

NUMERICAL INDEX TRACTOR, MODEL "L"

Part No.	Page	Key	Part No.	Page	Key	Part No.	Page	Key	Part No.	Page	Key
AL 4004 T	61	29	AL 20133 T	34	10	JD 7243 T	23	12	L 117 T	23	18
	63	22		34	23		24	12		24	18
AL 4005 T	61	30		35	4		66	9	L 119 T	23	19
	63	23		35	5		67	9		23	19
AL 4006 T	61	32		35	14		74	4	L 124 T	23	21
	63	24		35	5		75	4	L 132 T	66	16
AL 4007 T	61	34	AL 20149 T	73	44		77	5	L 137 T	66	19
	63	25	AL 20153 T	71	4	JD 7250 R	71	13		67	19
AL 4011 T	61	49		73	3		73	14	L 139 T	66	20
	63	33	AL 20156 T	73	2		74	3		67	20
AL 4012 T	61	51	AL 20157 T	73	9		75	3	L 140 T	66	21
	63	34	AL 20160 T	71	4	JD 7259 R	60	16		67	21
AL 4016 T	61	43		73	3		66	13	L 155 T	20	1
	63	30	AL 20161 T	73	1		67	13	L 157 T	66	22
AL 4022 T	63	40	AL 20165 T	73	46	JD 7262 R	23	13		67	22
AL 4085 T	68	29	AL 20170 T	73	48	JD 7262 H	24	13	L 158 T	66	22
	69	29	AL 20171 T	73	50		77	6		67	22
AL 4106 T	17	6	AL 20172 T	73	5	JD 7262 R	60	10	L 159 T	66	22
AL 4111 T	24	..	AL 20173 T	73	6		63	8		67	22
AL 4116 T	17	4	AL 20177 T	9	8		66	11	L 160 T	66	23
AL 4123 T	24	9	AL 20178 T	9	8		67	11		67	23
AL 4144 T	24	23	AL 20244 T	68	..		74	5	L 161 T	66	23
AL 4145 T	24	22	AL 20258 T	12	2		75	5		67	23
AL 4150 T	24	15	AL 20259 T	12	7		77	6	L 162 T	66	23
AL 4173 T	26	6	AL 20261 T	9	8	JD 7356 R	71	12		67	23
AL 4182 T	24	21	AL 20274 T	49	..	JD 7372 T	66	10	L 163 T	66	24
AL 4198 T	51	45	AL 20275 T	68	10		67	10		67	24
AL 4277 T	11	46		69	10	JD 7388 H	60	15	L 164 T	23	22
AL 4278 T	9	41	AL 20293 T	23	20	JD 7395 R	66	14	L 169 T	66	25
	11	26		24	20		67	14		67	25
AL 4380 T	46	4	AL 20294 T	64	8	JD 7397 T	60	17	L 170 T	71	17
	48	4		65	8		63	14	L 172 T	71	18
AL 4609 T	64	11	AL 20295 T	64	13	JD 7398 T	66	14	L 178 T	64	9
	65	23		65	15	JD 7399 T	60	19		65	12
AL 4610 T	64	14	AL 20305 T	34	18		63	16	L 183 T	71	8
	65	16		35	10	JD 7402 R	71	13	L 198 T	64	10
AL 4617 T	73	10	AL 20306 T	34	10	JD 7418 R	66	15		65	13
AL 4618 T	73	38		34	22		67	15	L 207 T	64	12
AL 20001 T	69	2		35	4	JD 7421 T	60	18		65	14
AL 20003 T	73	26		35	5		63	15	L 211 T	64	15
AL 20004 T	73	45		35	13	JD 7422 T	66	15		65	17
AL 20006 T	73	8	AM 514 T	17	7	JD 7423 T	60	20	L 214 T	58	4
AL 20013 T	73	29	AM 669 T	9	1		63	17	L 217 T	58	5
AL 20035 T	73	47		11	8	JD 7428 R	60	7	L 221 T	77	7
AL 20036 T	73	49	AM 1535 T	17	7		60	16	L 225 T	77	8
AL 20046 T	79	1	AM 1536 T	17	7		63	6	L 226 T	77	8
	79	2	AM 1597 T	23	3		63	13	L 227 T	77	8
	79	3		24	3	JD 7754	55	..	L 250 T	23	24
	79	4	AT 195 T	15	1		57	..	L 252 T	23	25
	79	5	B 1085 R	47	54	JD 7759	23	14	L 254 T	23	26
AL 20047 T	80	1		49	56		24	14	L 255 T	23	27
	80	2	B 1107 R	47	75		64	7	L 256 T	64	16
	80	3	E 2302 RT	51	13		65	7		65	..
	80	4	F 690 R	43	..		68	14	L 258 T	64	17
AL 20049 T	81	1	H 666 R	46	15		69	14		65	18
	81	2		49	17		71	14	L 269 T	71	19
	81	3	IVA 583	46	7		73	15	L 270 T	71	21
	81	4		48	8	JD 7760	71	15	L 273 T	58	8
	81	5	IXA 256	47	44		73	16		59	6
	81	6		49	34	JD 7778	71	16		77	9
AL 20110 T	68	10		49	66	JD 7797	71	15	L 278 T	71	22
	69	10	JD 7170 T	6	8		73	15	L 279 T	71	23
AL 20111 T	68	..	JD 7180 R	51	40	JD 8106 R	60	6	L 280 T	71	23
	69	..	JD 7203 R	71	12		60	15	L 281 T	71	23
AL 20112 T	68	..		73	13		63	12	L 282 T	76	3
	69	..		74	2	JD 8106 T	63	5	L 286 T	76	4
AL 20119 T	31	7		75	2	K 6445	48	7	L 288 T	76	5
AL 20124 T	11	4	JD 7209 R	66	12	L 105 T	74	6	L 294 T	76	6
AL 20125 T	65	2		67	12		75	6	L 295 T	76	7
AL 20127 T	65	1	JD 7212 H	23	11	L 106 T	74	7	L 297 T	76	8
AL 20129 T	64	..		6	9		75	7	L 299 T	24	26
	65	..		24	11	L 112 T	23	15		64	18
AL 20130 T	65	3		63	7	L 113 T	23	16		65	19
AL 20131 T	65	4		77	5		24	16	L 300 T	23	28
						L 114 T	23	16	L 307 T	24	24
							24	16		64	19
						L 115 T	23	16		65	20
							24	16			

NUMERICAL INDEX TRACTOR, MODEL "L"

93

Part No.	Page	Key	Part No.	Page	Key	Part No.	Page	Key	Part No.	Page	Key
L 308 T	23	29	L 439 T	61	26	L 586 T	73	35	L 791 T	9	28
	24	27	L 442 T	61	30		74	18	L 792 T	9	25
	64	20	L 443 T	61	31		75	16	L 802 T	9	42
	65	21	L 444 T	61	35	L 587 T	37	37	L 803 T	12	18
L 320 T	60	23	L 445 T	61	36		39	11		15	15
L 322 T	61	24	L 446 T	61	37		41	10			
L 324 T	64	21		63	26		42	10	L 805 T	12	5
	65	22	L 447 T	61	37	L 600 T	34	16	L 807 T	12	6
L 333 T	31	20		63	26	L 601 T	58	6	L 815 T	9	17
	33	21	L 448 T	61	37	L 602 T	60	23	L 820 T	26	2
	34	7		63	26		63	19	L 824 T	18	4
	35	3	L 449 T	61	38	L 606 T	23	24		19	5
L 334 T	27	9	L 450 T	61	38	L 609 T	76	9	L 825 T	18	5
L 338 T	31	18	L 451 T	61	38	L 613 T	23	19		19	6
	33	19	L 452 T	61	38	L 614 T	31	14	L 826 T	18	6
L 340 T	34	6	L 453 T	61	39	L 633 T	71	22		19	3
L 346 T	31	1	L 454 T	61	40		73	22	L 827 T	18	7
	33	1	L 458 T	61	33	L 646 T	71	20	L 828 T	18	8
L 348 T	45	58	L 461 T	61	41		73	21	L 829 T	18	9
	47	29	L 462 T	61	42	L 647 T	71	31	L 830 T	9	30
L 348 R	49	29	L 463 T	61	46		73	36		11	34
L 349 T	37	49	L 464 T	61	47	L 658 T	9	31	L 831 T	9	29
L 357 T	23	30	L 467 T	61	52	L 659 T	71	23		11	33
	24	28		63	35		73	23	L 832 T	18	6
	64	22	L 468 T	61	53	L 660 T	71	23	L 833 T	25	6
	65	22		63	36		73	23	L 836 T	25	7
L 359 T	64	23	L 469 T	61	54		73	23		26	11
	65	24	L 470 T	61	55	L 661 T	71	23	L 839 T	20	6
L 360 T	23	31	L 472 T	61	56		73	23	L 840 T	20	6
L 364 T	23	26	L 474 T	61	58	L 668 T	64	24	L 849 T	9	32
L 365 T	31	21	L 475 T	61	60		65	25	L 851 T	9	33
	33	22	L 476 T	61	62	L 669 T	64	25		11	27
L 366 T	58	9	L 477 T	61	63		65	26	L 852 T	9	34
	59	7	L 481 T	61	65	L 676 T	15	12		11	32
L 372 T	23	32	L 485 T	61	70	L 677 T	15	12	L 853 T	9	35
	24	29		63	44	L 678 T	12	8		11	31
L 373 T	58	10	L 496 T	61	71		15	13	L 860 T	20	2
	59	9		63	45	L 680 T	23	38	L 861 T	20	3
L 374 T	58	11	L 497 T	61	72	L 681 T	37	49	L 862 T	12	13
	59	9		63	46		39	1	L 865 T	23	38
L 375 T	58	12	L 498 T	61	72	L 682 T	55	8	L 866 T	37	50
	59	10		63	46		57	8	L 872 T	45	59
L 383 T	74	9	L 499 T	61	72	L 686 T	20	1		47	76
L 384 T	74	10		63	46	L 689 T	9	9		49	41
L 385 T	34	19	L 500 T	61	72		11	21	L 873 T	16	8
L 389 T	61	25		63	46	L 712 T	27	4		45	60
	63	20	L 505 T	61	74	L 715 T	31	8	L 874 T	27	10
L 407 T	23	33		63	48	L 716 T	31	9	L 875 T	16	10
L 408 T	71	24	L 506 T	61	75	L 717 T	31	10	L 876 T	9	38
	73	24		63	49	L 721 T	15	12		11	16
L 409 T	71	25	L 507 T	61	27	L 724 T	15	12	L 877 T	9	18
	73	27	L 508 T	61	28	L 745 T	9	10	L 878 T	9	19
L 410 T	71	26	L 515 T	9	43	L 747 T	9	26	L 879 T	9	20
	73	30		55	9	L 748 T	9	26	L 881 T	27	8
L 417 T	71	27	L 518 T	58	14	L 749 T	9	23	L 882 T	34	11
	73	31	L 534 T	68	22	L 751 T	9	12	L 883 T	34	13
L 418 T	71	28		69	22	L 752 T	9	13	L 885 T	41	6
	73	32	L 535 T	23	34		11	13		42	6
L 419 T	71	29		24	30	L 753 T	9	14	L 886 T	41	7
	73	33	L 536 T	77	11	L 754 T	9	15		42	7
L 420 T	71	30		77	11		11	7	L 893 T	41	8
	73	34	L 537 T	77	11	L 755 T	9	16		42	8
L 423 T	68	16	L 538 T	77	11	L 756 T	9	16	L 908 T	33	11
	69	16	L 539 T	23	35	L 759 T	16	5	L 923 T	41	30
L 424 T	68	17		24	31	L 762 T	23	39	L 924 T	41	31
	69	17	L 542 T	23	36	L 764 T	23	40	L 925 T	20	4
L 425 T	68	18		24	32	L 768 T	12	15	L 926 T	41	26
	69	18	L 543 T	23	36		15	23	L 955 T	68	23
L 426 T	68	19		24	32	L 770 T	12	8		69	23
	69	19	L 544 T	23	36	L 772 T	12	5	L 958 T	61	57
L 427 T	68	20		24	32	L 773 T	12	6	L 963 T	78	2
	69	20	L 547 T	55	6	L 779 T	12	9	L 964 T	78	3
L 428 T	68	21		57	6		15	18	L 965 T	78	4
	69	21	L 552 T	55	7	L 780 T	12	9	L 966 T	78	5
				57	7		15	18	L 976 T	16	7
			L 565 T	34	15	L 789 T	18	12	L 979 T	71	11
			L 568 T	61	76		19	10		73	39

NUMERICAL INDEX TRACTOR, MODEL "L"

Part No.	Page	Key	Part No.	Page	Key	Part No.	Page	Key	Part No.	Page	Key
L 985 T	78	7	L 4036 T	61	80	L 4223 T	24	25	M 1437 T	12	23
L 987 T	78	8	L 4037 T	63	53	L 4225 T	11	23		15	31
L 988 T	71	..	L 4038 T	61	80	L 4230 T	24	34	X 1413	47	48
	73	40	L 4039 T	63	53	L 4231 T	29	21	X 2286	49	14
L 989 T	68	24	L 4040 T	61	80	L 4232 T	11	12	X 2706	47	27
	69	24	L 4041 T	63	53	L 4233 T	11	14	X 2719	46	16
L 995 T	34	14	L 4045 T	61	38	L 4241 T	11	42	X 2721A	47	67
	35	7	L 4054 T	63	27	L 4244 T	29	2	X 2725	47	60
L 997 T	34	20	L 4055 T	61	38	L 4246 T	53	54	X 2747	47	19
	35	11	L 4058 T	63	27	L 4247 T	53	..	X 2766	47	26
L 1003 T	31	5	L 4069 T	61	38	L 4248 T	59	13	X 2798	47	41
L 1044 T	16	11	L 4077 T	63	27	L 4252 T	29	11	X 2919	47	37
L 1065 T	9	36	L 4080 T	74	16	L 4256 T	9	22	X 3194	46	13
L 1066 T	25	8		75	14		11	18	X 3343	47	50
L 1081 T	31	13	L 4086 T	58	7	L 4263 T	29	16	X 3872	47	35
	84	..	L 4087 T	59	2		11	17	X 4603	47	59
L 1120 T	55	..	L 4088 T	58	18		78	2	X 5521	49	21
L 1121 T	55	..	L 4091 T	58	4	L 4266 T	11	45	X 5524	49	46
	57	..	L 4092 T	59	5	L 4281 T	53	55	X 5531	49	64
L 1129 T	11	39	L 4115 T	74	17	L 4287 T	53	56	X 5549	49	18
L 1134 T	31	2	L 4117 T	75	15	L 4289 T	86	..	X 5614	49	50
L 1147 T	31	4	L 4121 T	68	26		86	..	X 5632	49	35
	33	4	L 4122 T	69	26	L 4290 T	17	1	X 5700	49	44
	87	..	L 4126 T	68	28	L 4291 T	11	30	X 5757	49	39
L 1148 T	47	30	L 4127 T	69	28	L 4294 T	29	12	X 5769	49	65
	49	27	L 4128 T	68	30	L 4299 T	29	24	X 5996	49	55
	87	..	L 4129 T	68	31	L 4311 T	29	14	X 6000	49	63
	87	..	L 4132 T	69	31	L 4312 T	43	8	X 6501	49	31
	87	..	L 4133 T	69	32	L 4316 T	35	12	Y 5761	49	25
L 1149 T	87	..	L 4134 T	68	32	L 4318 T	43	9			
	87	..	L 4135 T	69	32	L 4320 T	43	10			
L 1151 T	9	..	L 4136 T	68	33	L 4343 T	43	11			
L 1155 T	18	13	L 4139 T	69	33	L 4349 T	43	22			
	19	11	L 4140 T	68	34	L 4350 T	43	..			
L 1156 T	26	3	L 4151 T	69	34	L 4352 T	43	12			
L 1157 T	12	21	L 4152 T	15	25	L 4353 T	43	13			
L 1171 T	58	15	L 4158 T	17	5	L 4362 T	78	4			
	84	..	L 4161 T	11	40	L 4366 T	33	8			
L 1174 T	12	20	L 4164 T	26	4	L 4367 T	33	10			
L 1183 T	87	..	L 4176 T	11	6	L 4368 T	33	7			
L 1189 T	9	21	L 4177 T	11	25	L 4406 T	65	24			
L 1190 T	26	1	L 4179 T	15	4	L 4501 T	73	28			
L 1196 T	9	24	L 4181 T	24	33	L 4503 T	73	..			
L 1198 T	43	..	L 4183 T	15	7	L 4505 T	73	25			
	87	..	L 4186 T	24	36	L 4571 T	11	38			
	87	..	L 4187 T	11	41	L 4583 T	68	..			
	43	..	L 4188 T	29	20		69	..			
L 1203 T	42	22	L 4189 T	11	56	L 4584 T	68	27			
L 1211 T	43	..	L 4192 T	15	6		69	27			
	61	44	L 4197 T	21	1	L 4590 T	69	..			
L 4017 T	63	31	L 4199 T	11	49	L 4593 T	18	3			
L 4018 T	61	45	L 4200 T	11	28		19	4			
	63	32	L 4201 T	17	8	L 4601 T	65	9			
L 4019 T	61	35	L 4202 T	24	37	L 4602 T	65	10			
	63	..	L 4203 T	11	24	L 4603 T	65	11			
L 4020 T	61	79	L 4204 T	24	38	L 4613 T	11	15			
	63	52	L 4205 T	15	24	L 4619 T	73	18			
L 4021 T	61	67	L 4206 T	29	22	L 4620 T	73	19			
	63	41	L 4207 T	11	55	L 4621 T	73	43			
L 4022 T	61	66	L 4208 T	11	57	L 4622 T	73	20			
L 4024 T	61	59		57	9	L 4624 T	73	42			
	63	37	L 4176 T	29	17	L 4734 T	11	35			
L 4025 T	61	61	L 4177 T	29	29	L 4789 T	29	30			
	63	38	L 4179 T	11	47	L 4796 T	69	15			
L 4026 T	61	64	L 4181 T	29	27	L 20244 T	69	..			
	63	39	L 4183 T	11	36	M 33X	47	71			
L 4027 T	61	68		29	18	M 34X	47	69			
	63	42	L 4186 T	24	19		49	37			
L 4029 T	61	81	L 4187 T	15	3	M 35X	47	70			
	63	54	L 4188 T	29	26		49	36			
L 4030 T	61	39	L 4192 T	35	8	M 42XA	46	8			
	63	28	L 4197 T	29	5		48	9			
L 4031 T	61	40	L 4199 T	51	69	M 72X	47	72			
	63	29	L 4200 T	51	70	M 824 T	74	8			
L 4035 T	61	69	L 4201 T	51	71		75	8			
	63	43	L 4208 T	12	10						
				15	10						