





JOHN DEERE
Parts Catalog

MODELS “BR” AND “BO” TRACTORS (NOT STYLED)

PC 190



Model “BR”
Serial No. 325000—



Model “BO”
Serial No. 325000—

ORDERING JOHN DEERE PARTS FROM THE BRANCH HOUSE

PART AND KEY NUMBERS

1. Order by part numbers **exactly** as shown in catalog including prefix and suffix letters. Be especially cautious when ordering such items as lock washers, rivets, bolts, and other hardware.
2. Key numbers should not be listed. They are used only as reference between illustrations and parts lists.
3. When ordering parts for carburetors, generators, magnetos, etc., in addition to including a short description of the part, include name of unit, as for example—"Wico Magneto," "Hercules Engine," etc.
4. When ordering items not on hand or regularly carried in stock, be sure to check machine and vintage (date or serial number) information.

USE OF PARTS CATALOG INDEX

1. Use index in front of each catalog to locate groups of parts such as axles, beams, cylinders, etc.
2. To locate information on individual part numbers, use numerical index in back of catalog (printed on yellow pages.)
3. Orders for parts should never be made up from information in numerical index—always refer to illustration and parts list pages.

WRITING UP ORDERS

1. To insure quick service, use Standard Parts Order Blanks furnished by branch house. (You may assign your own order number to be used as reference.)
2. Order parts separately from whole goods.
3. Correspondence should be separate from orders for parts.
4. List part numbers in alphabetical and numerical sequence by factory lines (which can be determined by the last suffix letter after each part number.)
5. Write or print information on orders plainly.

SHIPPING INFORMATION

1. Specify how goods are to be shipped—whether by Freight (specify routing), Truck (specify carrier), Express, Air Express, Parcel Post, or Air Parcel Post.
2. Telegraph orders should give shipping instructions. Shipment will be made by Express or Parcel Post unless otherwise specified.
3. Send order to branch house. Do not order directly from factory.

IF NO PART NUMBER OR DESCRIPTION IS AVAILABLE

If part number cannot be located, send a sketch or return the broken part (shipping charges prepaid) to the branch house. Give the branch house parts department all information available concerning the name of the machine, age or serial number, location and description of part or numbers of adjacent parts, so new part can be identified and shipped quickly.

Explanation of Serial Number Listing

Serial number information given on any page is applicable only to parts listed and illustrated on that page.

When the parentheses include only the dash. (—)
the part is used on all machines.

When a serial number appears before the dash. (000000—)
the part was introduced beginning with that serial
number and is still being used.

When a serial number appears after the dash. (—000000)
the part was used up to and including that serial num-
ber but was not used after that serial number.

When serial numbers appear both before and after the dash. . (000000—000000)
the part was used beginning with the first serial num-
ber, but was not used after the second serial number.



In the lists of parts for magnetos, the serial numbers of the magnetos are given
and not the serial number of the tractor.

INDEX

SUBJECT	Page
Air Cleaner	44
Brakes, Differential	56
Brakes, Rear Wheel	58
Brakes, Service	57
Breather, Crankcase	45
Cam Follower	16
Camshaft	16
Carburetor	34–35
Case, Main	7
Clutch Fork Bearing and Pulley Brake	20
Clutch	19
Connecting Rods	6, 12
Controls	36
Cooling System	38–39
Countershaft	49, 50
Crankshaft	13
Crankshaft with Bearing Group	6
Cylinder Block	6, 12
Cylinder Block and Crankshaft Group	6
Cylinder Head, Manifold and Valves	14
Decalcomania Sets	93
Demountable Rims	76
Differential	51
Drawbar	67
Engine	12, 13
Engine Replacement Assemblies	6
Extension Rims	79
Fan	22, 23
Fenders	64, 65
Final Drive	52, 53
Front Axle	68, 69
Front End Support	24
Front Wheels	72, 73
Fuel System	42
Gasket Sets	90, 91, 92
Gear Assemblies, High Speed	50
Gear, Assemblies, Slow Speed	50
Gear, Countershaft Idler	49
Gears, Overdrive and First Reduction	48
Gear Shift	46
Gear Shift, Overdrive	49
Generator	86, 87
Governor	21
Guide Bands	74
Hardware List	94–105
Hood	43

INDEX—Continued

SUBJECT	Page
Lamps, Front and Rear.....	85
Lubricating System and Oil Pump.....	8
Lugs.....	80
Magneto, Spark Plugs, and Cables.....	25
Magneto Parts.....	26-33
Manifold.....	14
Muffler and Exhaust Pipe.....	15
Oil Filter and Pressure Gauge.....	10
Oil Pipes and Fittings.....	9
Oil Pressure Regulating Valve.....	11
Overdrive Gear and Shaft and First Reduction Gear.....	48
Pistons.....	12
Piston, Connecting Rods and Crankshaft Groups.....	6
Platform.....	60, 61, 62
Power Shaft.....	54, 55
Pulley.....	18
Radiator Guard and Curtain.....	40
Radiator Shutter.....	41
Rear Wheels, Cast.....	75
Rear Wheels, Miscellaneous Parts.....	80
Rear Wheels, Spoke Type Rubber Tire.....	78
Rear Wheels, Steel.....	77
Road Bands.....	74
Seat.....	66
Sliding Gear Shaft.....	47
Starting and Lighting.....	82, 83, 84, 85
Starting Motor.....	88, 89
Steering Parts.....	70, 71
Tappets.....	17
Tool Box and Tools.....	81
Transmission Case.....	7
Valves.....	14
Ventilator, Crankcase.....	45
Wheel Scrapers.....	81

ENGINE REPLACEMENT ASSEMBLIES
Crankshaft with Bearing Group

Description	Serial No.
This group is made up of three assemblies—(1) of crankshaft with gear, (2) of main bearings, connecting rods and shims, (3) of gaskets.	
Crankshaft with Bearing Group..... (–328999)
Order: 1—AB592R Crankshaft	
1—AB2521R Main Bearings, Connecting Rods and Shims	
1—AB3878R Gasket Set*	
Crankshaft with Bearing Group..... (329000–333124)	
Order: 1—AB1561R Crankshaft	
1—AB2521R Main Bearings, Connecting Rods and Shims	
1—AB3879R Gasket Set*	
Crankshaft with Bearing Group..... (333125–)	
Order: 1—AB1561R Crankshaft	
1—AB3143R Main Bearings, Connecting Rods and Shims	
1—AB3879R Gasket Set*	

Cylinder Block, Pistons, Rings, and Gasket Group

This group is made up of three assemblies—(1) of cylinder block, (2) of pistons with rings and pins, (3) of gaskets.

Cylinder Block, Pistons, Rings, and Gasket Group..... (–328999)
Order: 1—AB476R Cylinder Block	
1—AB3913R Pistons with Rings and Pins (Sub. for AB3336R)	
1—AB3874R Gasket Set*	
Cylinder Block, Pistons, Rings, and Gasket Group..... (329000–)	
Order: 1—AB1450R Cylinder Block	
1—AB3915R Pistons with Rings and Pins (Sub. for AB3337R)	
1—AB3875R Gasket Set*	

Combination Cylinder Block and Crankshaft Group

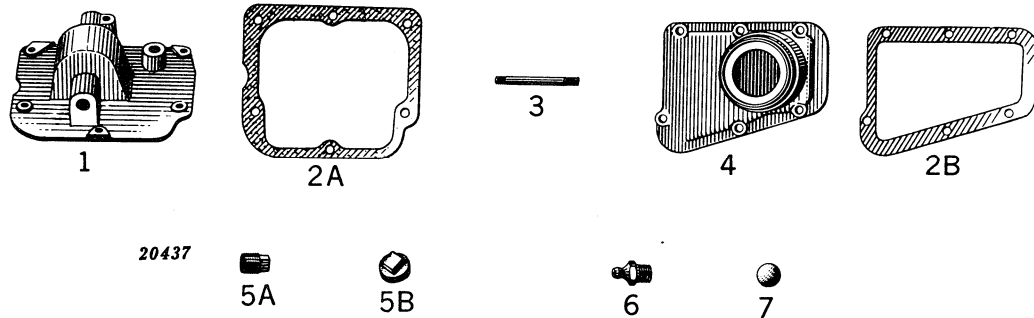
This group is made up of six assemblies (or two groups)—Crankshaft with bearings and cylinder block with pistons, rings, gaskets, etc., (1) crankshaft, (2) main bearings, connecting rods and shims, (3) cylinder block, (4) pistons with rings and pins, (5 and 6) gaskets.

Cylinder Block and Crankshaft Group..... (–328999)
Order: 1—AB476R Cylinder Block	
1—AB3913R Pistons with Rings and Pins (Sub. for AB3336R)	
1—AB592R Crankshaft	
1—AB2521R Main Bearings, Connecting Rods and Shims	
1—AB3874R Gasket Set*	
1—AB3878R Gasket Set*	
Cylinder Block and Crankshaft Group..... (329000–333124)	
Order: 1—AB1450R Cylinder Block	
1—AB3915R Pistons with Rings and Pins (Sub. for AB3337R)	
1—AB1561R Crankshaft	
1—AB2521R Main Bearings, Connecting Rods and Shims	
1—AB3875R Gasket Set*	
1—AB3879R Gasket Set*	
Cylinder Block and Crankshaft Group..... (333125–)	
Order: 1—AB1450R Cylinder Block	
1—AB3915R Pistons with Rings and Pins (Sub. for AB3337R)	
1—AB1561R Crankshaft	
1—AB3143R Main Bearings, Connecting Rods and Shims	
1—AB3875R Gasket Set*	
1—AB3879R Gasket Set*	

*See pages 90–92 for illustrations and contents of gasket sets.

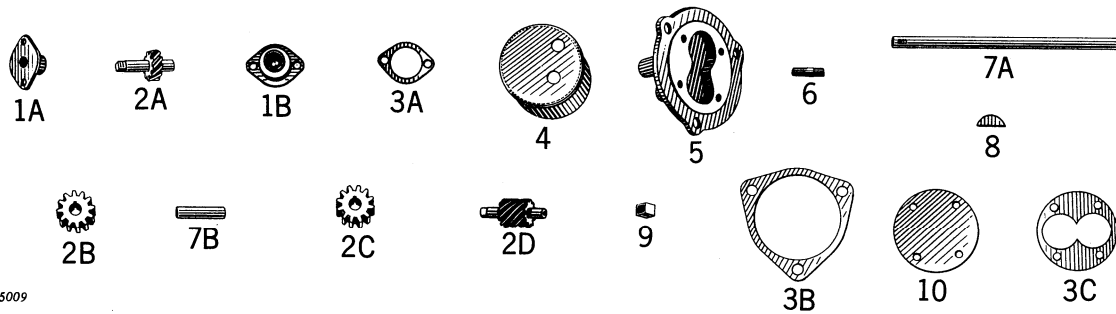


TRANSMISSION CASE



Key	Part No.	Serial No.	Description
1	(AB 614 R ((—)	Cover, B707R, Transmission Case, with Gear Shift Interlock
	(AB 1419 R ((328629—)	Cover, B1267R, Transmission Case, with Gear Shift Interlock (Parts for Slow Speed Gear Assemblies)
2A	B 393 R ((—)	Gasket, Transmission Case Cover
2B	B 701 R ((—)	Gasket, Crankcase Cover
3	B 359 R ((—)	Stud, First Reduction Gear Cover to Case, 7/16" x 4-3/4" (2 used)
4	B 700 R ((—)	Cover, Crankcase
5A	(15H 237 R ((—)	Plug, Pipe, in Power Shaft Shifter Hole
	(15H 239 R ((332064—)	Plug, Pipe, Transmission Oil Filler
	(15H 238 R ((—)	Plug, Pipe, Transmission Case Drain
	(15H 238 R ((—)	Plug, Pipe, Crankcase Drain
	(15H 255 R ((329330—)	Plug, Pipe, in Transmission and Crankcase R. H. Side
	(15H 253 R ((—)	Plug, Pipe in Transmission Case, Over Brake Openings
5B	(15H 240 R ((—330263)	Plug, Pipe, Transmission Oil Filler
6	JD 7759 ((—)	Fitting, Grease, No. 1610, Steering Shaft, Lower Bushing
7	30H 13 R ((—)	Plug, Welch, in Transmission Case Cover
Parts listed below are not illustrated			
	AB 1157 R ((—328999)	Case, B753R, Transmission, Main
	AB 1590 R ((329000—)	Case, B1360R, Transmission, Main

LUBRICATING SYSTEM AND OIL PUMP

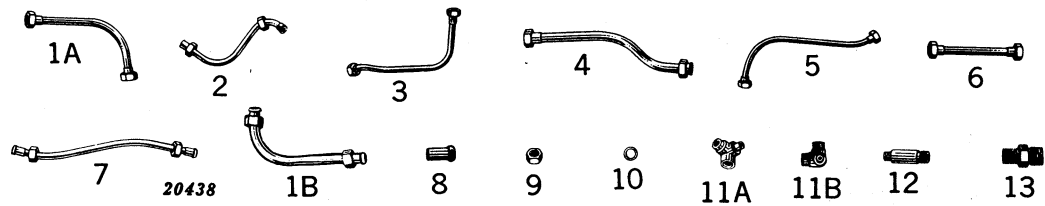


5009

Key	Part No.	Serial No.	Description
1A	B 253 R	(—327459)	Bearing, Oil Pump Drive Gear
1B	A 1597 R	(327460—)	
2A	AB 4169 R	(—327459)	Gear, Oil Pump Drive, Top (Sub. for B252R)
2B	AB 4168 R	(—)	Gear, Oil Pump Drive, Bottom (Sub. for B243R)
2C	AB 4168 R	(—)	Gear, Oil Pump Idler (Sub. for B245R)
2D	AA 5479 R	(327460—)	Gear, Oil Pump Drive (Sub. for AA3427R)
3A	A 1598 R	(327460—)	Gasket, Oil Pump Drive Gear
3B	B 251 R	(—)	Gasket, Oil Pump Body to Case
3C	B 246 R	(—)	Gasket, Oil Pump Cover
4	AB 284 R	(—)	Strainer, Complete, Oil Pump
5	AB 4218 R	(—)	Body, Oil Pump (Sub. for B241R)
6	B 1353 R	(329000—)	Stud, Oil Pump Body to Case, 1/2" x 1-3/4" (3 used)
7A	B 242 R	(—327459)	Shaft, Oil Pump Drive, 5/8" x 13-1/2"
	B 1104 R	(327460-328999)	Shaft, Oil Pump Drive, 5/8" x 13"
	B 1746 R	(329000—)	Shaft, Oil Pump Drive, 5/8" x 12-3/8"
7B	B 244 R	(—)	Shaft, Oil Pump Idler Gear
8	26H 10 R	(—)	Key, Oil Pump Drive Shaft
9	B 250 R	(—)	Coupling, Oil Pump Drive Shaft
10	B 247 R	(—)	Cover, Oil Pump



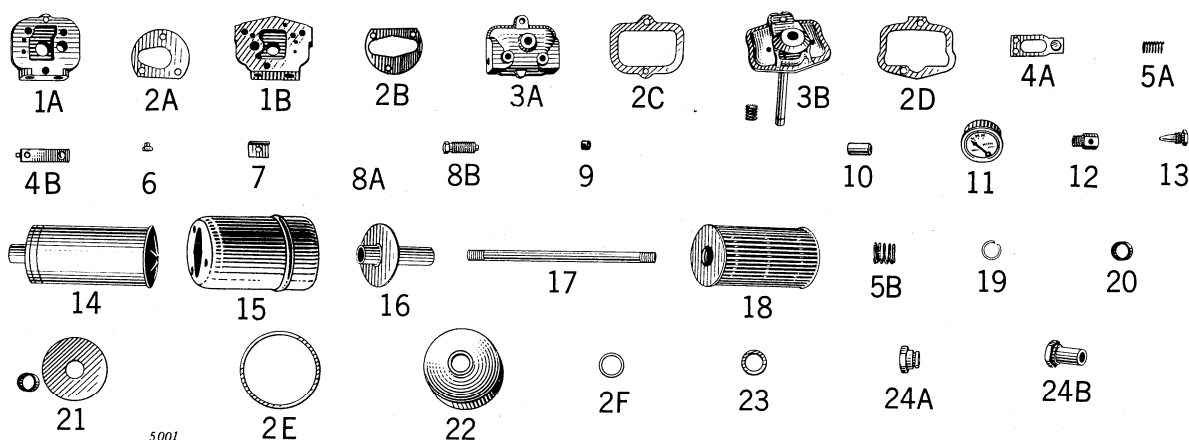
OIL PIPES AND FITTINGS



Key	Part No.	Serial No.	Description
1A	AB 286 R	(—328999)	Pipe, Oil, Pump Discharge
1B	AB 3325 R	(334237—)	Pipe, Oil, Pump Discharge (Sub. for AB1494R)
	AB 3335 R	(329000—334236)	
2	AB 288 R	(—)	Pipe, Oil, L. H. Main Bearing
3	AB 515 R	(—)	Pipe, Oil, R. H. Main Bearing
4	AB 291 R	(—327459)	Pipe, Oil, Indicator Gauge
5	AB 290 R	(—)	Pipe, Oil, Camshaft Bearing
6	AB 289 R	(—)	Pipe, Oil, to Indicator and Camshaft Bearings
7	AB 2705 R	(327460—)	Pipe, Oil, Governor
8	E 2150 R	(—)	Gland, Solder Bushing, 5/16", Main Bearing Oil Pipes*
	D 1935 R	(327460—)	Gland, Solder Bushing, on Governor Oil Pipe*
	E 2158 R	(—)	Gland, Solder Bushing, 1/4", Camshaft Bearing Oil Pipe*
	B 259 R	(—327459)	Gland, Solder Bushing, on Indicator Oil Pipe*
	B 259 R	(—)	Gland, Solder Bushing, Oil Pump Discharge Pipe*
	B 259 R	(—)	Gland, Solder Bushing, Oil Indicator and Camshaft Bearing Oil Pipe*
9	A 2069 R	(—)	Nut, Solder Bushing, R. H. and L. H. Main Bearing Oil Pipe*
	A 2069 R	(—)	Nut, Solder Bushing, R. H. and L. H. Main Bearing Oil Pipe to Oil Filter Head*
	A 2875 R	(—)	Nut, Solder Bushing, 1/4" Camshaft Bearing Oil Pipe*
	A 2877 R	(327460—)	Nut, Solder Bushing, on Governor Oil Pipe*
	A 2880 R	(—)	Nut, Solder Bushing, Indicator and Camshaft Bearing Oil Pipe*
	A 2880 R	(—)	Nut, Solder Bushing, Oil Pump Discharge Pipe*
	A 2880 R	(—327459)	Nut, Solder Bushing, On Indicator Oil Pipe*
	D 2438 R	(334237—)	Nut, Packing, Oil Pump Discharge
10	D 2439 R	(334237—)	Packing, Oil Pump Discharge Pipe (3 used)
11A	B 1097 R	(327460—)	Elbow, Side Outlet, on Governor and Camshaft Oil Pipe
11B	B 264 R	(—327459)	Elbow, Side Outlet, Oil Indicator and Camshaft Oil Pipe
12	B 1095 R	(327460—)	Bushing, Governor Oil Pipe
13	B 462 R	(—)	Body, Solder Bushing, Indicator Oil Pipe to Governor Case
	B 462 R	(327460—)	Body, Solder Bushing, Governor and Camshaft to Filter Head
	A 258 R	(—)	Body, Solder Bushing, R. H. and L. H. Main Bearing Oil Pipes to Filter Head (Sub. for D392R)
	A 258 R	(—)	Body, Solder Bushing, L. H. Main Bearing Oil Pipe to Main Bearing (Sub. for D392R)
	A 258 R	(—)	Body, Solder Bushing, R. H. Main Bearing Oil Pipe to R. H. Main Bearing Housing (Sub. for D392R)
	D 2440 R	(—)	Body, Solder Bushing, Oil Pump Discharge Pipe to Filter Head
	D 2440 R	(—327459)	Body, Solder Bushing, Oil Indicator and Camshaft Oil Pipe to Filter Head
	E 1994 R	(—)	Body, Solder Bushing, Camshaft Oil Pipe

*Used only on Copper Pipes

OIL FILTER AND PRESSURE GAUGE



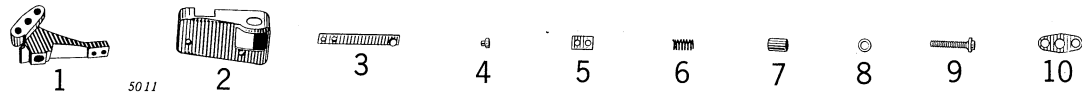
Key	Part No.	Serial No.	Description
1A	AB 4209 R	(—327459)	Head, Oil Filter (Sub. for B255R)
1B	AF 1234 R	(327460—)	Head, Oil Filter (Sub. for F96R)
2A	B 254 R	(—327459)	Gasket, Oil Filter Head to Filter Body
2B	A 1149 R	(327460—)	Gasket, Oil Filter Head Cover
2C	B 436 R	(—327459)	
2D	F 98 R	(327460—)	
2E	A 519 R	(—)	
2F	A 521 R	(—)	Gasket, Oil Filter, Bottom Nut
3A	B 435 R	(—327459)	Cover, Oil Filter Head
3B	AB 2690 R	(327460—332180)	Cover, Oil Filter Head, B1742R, with Bushing, Relief Spring and Stud (Sub. for AF260R)
	AB 2743 R	(332181—)	Cover, Oil Filter Head, B1742R, with Bushing, Relief Spring and Stud
4A	AB 326 R	(325000—)	Spring, Leaf, with Centering Button, Oil Filter
4B	AA 824 R	(327460—)	Spring, Leaf, with Centering Button, Oil Pressure Regulating Valve
5A	A 1280 R	(327460—)	Spring, Oil Pressure Regulating Valve (Coil)
	B 439 R	(—332180)	Spring, Oil Filter (Coil)
	B 1744 R	(332181—)	Spring, By-Pass Valve (Coil) (Used with AB2690R filter head cover and AB1238R oil relief valve, identified by B1742R on cover and 1/2" x 10" stud.)
5B	A 523 R	(—330549)	Spring, Oil Filter Bottom
	A 2441 R	(330550—)	Spring, Oil Filter (Used with AA2454R oil filter)
6	B 430 R	(—)	Button, Oil Filter Leaf Spring
	D 2425 R	(327460—)	Button, Coil Spring Centering
7	B 1743 R	(327460—)	Clip, Oil Pressure Regulating Valve, Leaf Spring (Sub. for B1137R) (Used with AB1238R oil relief valve)
8A	B 424 R	(—327459)	Screw, Adjusting, Oil Pressure Regulating Valve
8B	B 1136 R	(327460—)	Screw, Oil Pressure Adjusting
9	A 1278 R	(—)	Bushing, Oil Relief
10	D 186 R	(—)	Pin, Dowel, Oil Filter Body
11	AB 292 R	(—)	Gauge, Complete, Oil Pressure
12	D 793 R	(—)	Body, Crankcase Oil Level Cock
13	D 794 R	(—)	Plug, Crankcase Oil Level Cock
14	AA 357 R	(—330549)	Filter, Oil (Metal) (Sub. AA2454R)
15	A 1152 R	(327460—)	Body, Oil Filter
	B 433 R	(—327459)	Outlet Assembly, Oil Filter (Used with AA2454R oil filter)
16	AA 2096 R	(330550—)	
17	A 518 R	(327460—332180)	Stud, Oil Filter, 1/2" x 10-1/4"
	B 434 R	(—327459)	Stud, Oil Filter, 1/2" x 10-5/8"
	B 1745 R	(332181—)	Stud, Oil Filter, 1/2" x 8-7/8"
	B 1982 R	(—332180)	Stud, Oil Filter, 1/2" x 10" (Used with AB2690R filter head cover and AB1238R oil relief valve, identified by B1742R on cover and 1/2" x 10" stud.)
18	AA 3680 R	(330550—)	Filter, Oil (Replacement) (Carton of 4) (Used with AA2454R oil filter)
19	A 2444 R	(330550—)	Snap Ring, Oil Filter End Plate Retaining (Used with AA2454R oil filter)
20	A 2530 R	(330796—)	Spacer, Oil Filter Bottom Plate (Used with AA2454R oil filter)
21	AA 2095 R	(330550—)	Plate, End, Oil Filter (Used with AA2454R oil filter)
22	A 522 R	(—)	Bottom, Oil Filter
23	24H 234 R	(—)	Washer, Oil Filter Bottom Nut
24A	A 520 R	(—330549)	Nut, Oil Filter, Bottom
24B	A 2440 R	(330550—332180)	Nut, Oil Filter, Bottom (Used with AA2454R oil filter)
	A 2575 R	(332181—)	Nut, Oil Filter

Part listed below is not illustrated:

AA 2454 R (—) Filter, Oil (Replacement) (Sub. for AA357R)

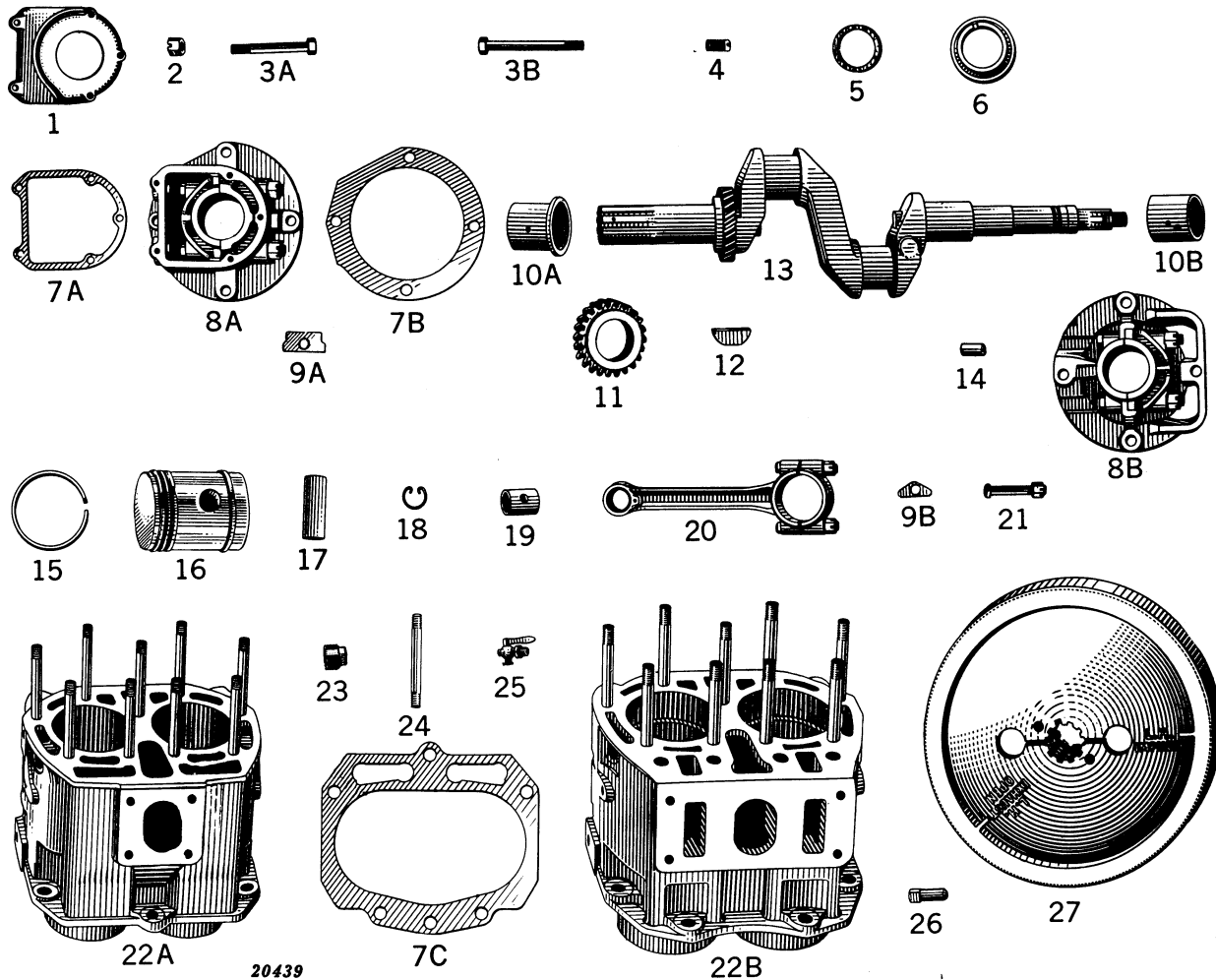


OIL PRESSURE REGULATING VALVE



Key	Part No.	Serial No.	Description
1	B 428 R	(-327459)	Bracket, Oil Pressure Regulating Valve
2	B 421 R	(-327459)	Shield, Oil Pressure Regulating Valve
3	AB 324 R	(-327459)	Spring, Valve, with Centering Button, Oil Pressure Regulating Valve
4	B 430 R	(-327459)	Button, Oil Pressure Regulating Valve Leaf Spring
5	B 431 R	(-327459)	Clip, Oil Pressure Regulating Valve Spring
6	B 423 R	(-327459)	Spring, Oil Pressure Adjusting (Coil)
7	B 427 R	(327459)	Nut, Cap, Oil Pressure Adjusting Screw (order AB4249R, Pkg. of 10)
8	B 425 R	(-327459)	Washer, Oil Pressure Adjusting Lock Nut and Cap Nut (Copper) (2 used)
9	B 424 R	(-327459)	Screw, Oil Pressure Adjusting
10	B 422 R	(-327459)	Gasket, Oil Pressure Regulating Valve Bracket

ENGINE

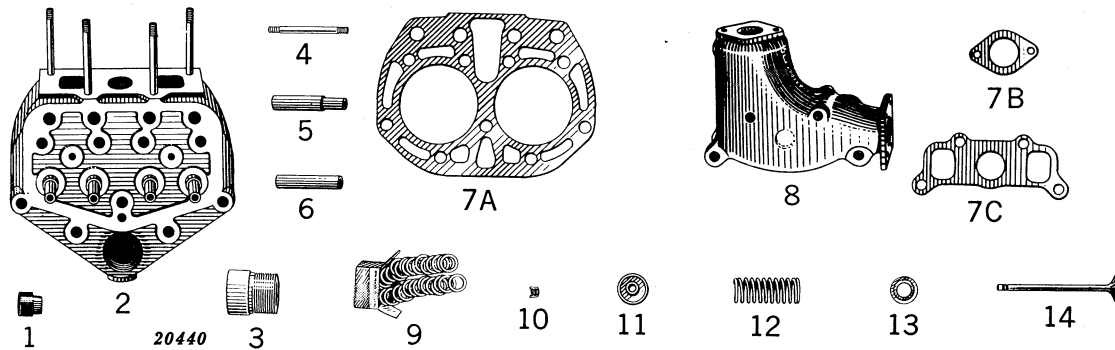


Key	Part No.	Serial No.	Description
1	B 131 R	(—)	Cover, L. H. Main Bearing
2	B 119 R	(—)	Nut, Main Bearing Bolts
3A	B 126 R	(—)	Bolt, L. H. Main Bearing
3B	B 118 R	(—)	Bolt, R. H. Main Bearing
4	D 1080 R	(—)	Screw, Flywheel Locating
5	B 130 R	(—)	Washer, Cork, Flywheel Spacer
6	AB 4109 R	(—)	Spacer, Flywheel, with B130R Cork Washer (Sub. for AB251R)
7A	B 132 R	(—)	Gasket, L. H. Main Bearing Cover
7B	B 128 R	(—)	Gasket, L. H. Main Bearing Housing
7C	(B 1332 R B 356 R)	(— -328999)	Gasket, Cylinder to Case
8A	AB 3126 R	(—)	Housing, B124R or B2031R, Main Bearing, with Cap, L. H. (Sub. for AB250R)
8B	AB 3125 R	(—)	Housing, B597R or B2029R, Main Bearing, with Cap, R. H. (Sub. for AB514R)
9A	B 120 R	(—)	Shim, Main Bearing, Laminated
9B	B 7 R	(—)	Shim, Connecting Rod, Laminated

ENGINE—Continued

Key	Part No.	Serial No.	Description
10A	(AB 320 R	(-333124)	Bearing, L. H. Main (2 Halves, Bronze Backed)
	(AB 4273 R	(333125—	Bearing, L. H. Main (2 Halves, Steel Backed) (Also Parts on 325000—333124 equipped with AB3126R Housing identified by the Casting No. B2031R) Sub. for AB3128R)
10B	(AB 319 R	(-333124)	Bearing, R. H. Main (2 Halves, Bronzed Backed)
	(AB 4272 R	(333125—	Bearing, R. H. Main (2 Halves, Steel Backed) (Also Parts on 325000—333124 equipped with AB3125R Housing identified by the Casting No. B2029R) (Sub. for AB3127R)
11	AB 4117 R	(-)	Gear, Crankshaft (Sub. for B115R)
12	26H 17 R	(-)	Key in Crankshaft Gear
13	(AB 592 R	(-328999)	Crankshaft, B767R, with Gear (See Engine Replacement Assemblies)
	(AB 1561 R	(-329000)	Crankshaft, B1340R, with Gear (See Engine Replacement Assemblies)
14	B 122 R	(-)	Pin, Dowel, R. H. Main Bearing
15	(AB 1055 R	(-328999)	Ring, Piston, 4-1/4", .030" Oversize (Set of 8)
	(AB 1282 R	(-328999)	Ring, Piston, Oil Control (1 Ring)
	(AB 1464 R	(-328999)	Ring, Piston, Oil Control, .045" Oversize (1 Ring)
	(AB 1465 R	(329000—	Ring, Piston, Oil Control (1 Ring)
	(AB 1466 R	(329000—	Ring, Piston, Oil Control, .045" Oversize (1 Ring)
	(AB 2522 R	(-328999)	Ring, Piston, 4-1/4" Standard (Set of 6 Compression and 2 Oil Control)
	(AB 2523 R	(-328999)	Ring, Piston, 4-1/4", .045" Oversize (Set of 6 Compression and 2 Oil Control)
	(AB 3087 R	(329000—	Ring, Piston, 4-1/2" Standard (Set of 6 Compression and 2 Oil Control)
	(AB 3088 R	(329000—	Ring, Piston, 4-1/2", .045" Oversize (Set of 6 Compression and 2 Oil Control)
	(AB 3914 R	(-328999)	Piston, two B1154R, .045" O.S., with Rings (Sub. for AB3279R)
16	(AB 3916 R	(329000—	Piston, two B1349R, .045" O.S., with Rings (Sub. for AB3280R)
	(AB 3913 R	(-328999)	Piston, two B1R, with Rings and Pins (Sub. for AB3336R)
17	(AB 3915 R	(329900—	Piston, two B1308R, with Rings and Pins (Sub. for AB3337R)
	(AB 1285 R	(-328999)	Pin, Piston (Set of 2)
17	(AB 1286 R	(-328999)	Pin, Piston, .005" Oversize (Marked with Red) (Set of 2)
	(AB 1479 R	(329000—	Pin, Piston (Set of 2)
	(AB 1480 R	(329000—	Pin, Piston, .005" Oversize (Marked with Red) (Set of 2)
	(AB 3747 R	(-328999)	Pin, Piston, .003" Oversize (Marked with Yellow) (Set of 2)
	(AB 3748 R	(329000—	
18	B 3 R	(-)	Snap Ring, Piston Pin (4 Used)
19	AB 1299 R	(-)	Bushing, Piston Pin (Set of 2)
20	AB 355 R	(-)	Rod, Connecting, B5R, Complete (Exchange Credit Allowable)
21	AB 356 R	(-)	Bolt, Connecting Rod, with Nut and Cotter
22A	AB 476 R	(-328999)	Block, Cylinder, B354R or B560R, with Studs
22B	AB 1450 R	(329000—	Block, Cylinder, B1305R, with Studs
23	(15H 238 R	(-)	Plug, Pipe, L. H. Main Bearing (2 Used)
	(15H 238 R	(-)	Plug, Pipe, Crankcase Oil Drain
24	(B 355 R	(-)	Stud, Cylinder Head, 9/16" x 5-1/4" (9 used)
	(B 1333 R	(329000—	Stud, Cylinder to Case, 5/8" x 2-1-2" (7 used)
	(C 719 R	(-328999)	Stud, Cylinder to Case, 5/8" x 2-5/8" (6 used)
25	AB 1898 R	(329000—	Cock, Relief, Compression
26	D 2009 R	(-)	Pin, Flywheel Spacer Driving
27	(AB 253 R	(-325600)	Flywheel, B133R, with Bolts and Driving Pin
	(AB 705 R	(325601—	Flywheel, B660R, with Bolts and Driving Pin
(Parts listed below are illustrated in gasket set groupings.)			
	AB 3874 R	(-328999)	Gasket Set, Valve Ring or Cylinder Replacement Assembly
	AB 3875 R	(329000—	
	AB 3878 R	(-328999)	Gasket Set, Crankshaft and Bearing Replacement Assembly
	AB 3879 R	(329000—	


CYLINDER HEAD, MANIFOLD AND VALVES



Key	Part No.	Serial No.	Description
1	A 2093 R	(—)	Plug, Pipe, Cylinder Head Drain
2	(AB 311 R	(—328999)	Head, Cylinder, B357R, with Valve Guides and Studs
3	(AB 1470 R	(329000–	Head, Cylinder, B1306R, with Valve Guides and Studs
4	C 251 R	(—)	Pipe, Cylinder Head, Water Inlet
5	(A 126 R	(—)	Stud, Manifold, 7/16" x 4-3/8" (2 used)
6	(B 359 R	(—328999)	Stud, Manifold, 7/16" x 4-3/4" (2 used)
7A	(B 1314 R	(329000–	Stud, Manifold, 7/16" x 4" (2 used)
7B	AB 4058 R	(—)	Guide, Valve (Set of 4 B358R) (4 used)
7C	AB 1284 R	(—)	Sleeve, Push Rod, in Cylinder Head (Set of 4)
8	(B 368 R	(—328999)	Gasket, Cylinder Head
9	(B 1307 R	(329000–	Gasket, Carburetor to Manifold
10	B 321 R	(—)	Gasket, Manifold
11	B 74 R	(—)	Manifold
12	(B 772 R	(—328999)	Washer, Lead, Cylinder Head Stud (9 used) (Order AB1401R, Pkg. of 50)
13	(B 1348 R	(329000–	Washer, Lock (Half), Valve Stem
14	AB 1641 R	(—)	Cap, Valve Spring
	AB 4248 R	(—)	Spring, Valve
			Washer, Valve Spring Centering
			Valve, Intake (Set of Two B362R)
			Valve, Exhaust (Set of Two B2878R) (Sub. for AB1642R or two B363R)



MUFFLER AND EXHAUST PIPE




1

20441

Key	Part No.	Serial No.	Description
1	AB 599 R	(—)	Muffler, B773R

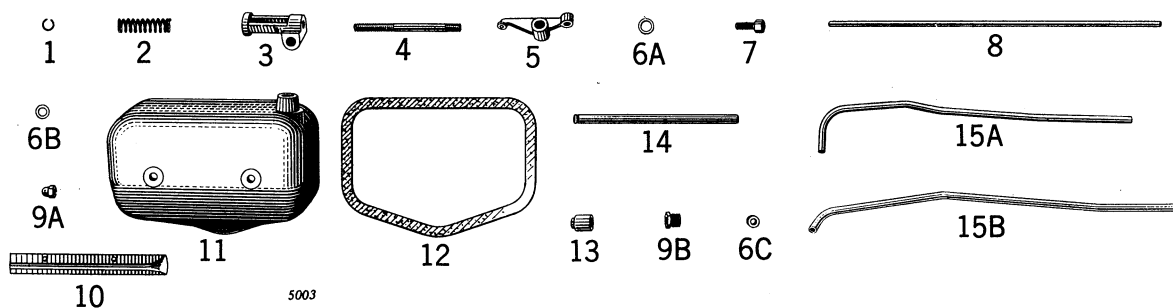


CAMSHAFT AND CAM FOLLOWERS

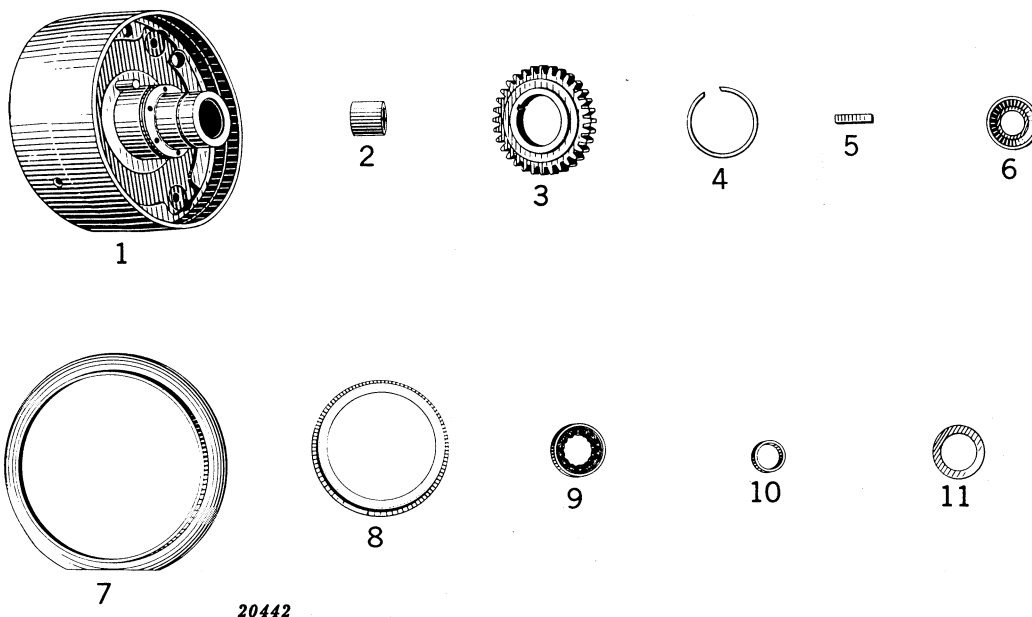


Key	Part No.	Serial No.	Description
1	AB 4237 R	(—)	Bearing, Camshaft, L. H. (Sub. for B199R)
2	(B 200 R	(—)	Gasket, Camshaft, L. H. Bearing (Thick)
	(B 567 R	(—)	Gasket, Camshaft, L. H. Bearing (Thin)
3	A 119 R	(—)	Stud, Camshaft Bearing, L. H. (2 used), 3/8" x 1-3/8"
4	AB 4116 R	(—)	Gear, Camshaft (Sub. for B195R)
5	B 196 R	(—)	Plate, Camshaft Gear Locking
6	(B 201 R	(—327459)	Guide, Cam Follower
	(B 1103 R	(327460—)	
7	AB 271 R	(—)	Follower, Cam
8	B 217 R	(—)	Camshaft
9	A 178 R	(—)	Support, Cam Follower Guide
10	B 198 R	(—)	Bearing, Camshaft, R. H.

TAPPETS AND TAPPET OILER

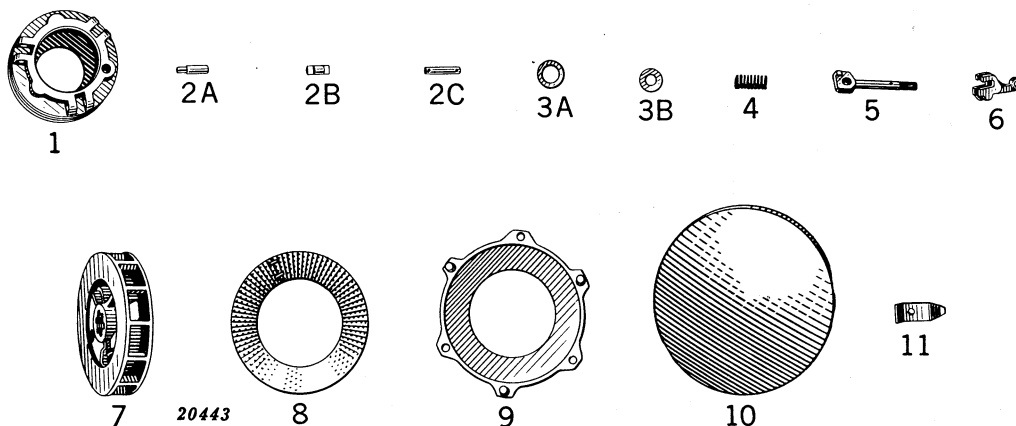


Key	Part No.	Serial No.	Description
1	B 210 R	(—325512)	Snap Ring, Tappet Lever Shaft (2 used)
2	B 207 R	(—)	Spring, Tappet Lever Spacer
3	B 1711 R	(—)	Bracket, Tappet Lever Shaft
4	B 504 R	(—)	Stud, Tappet Lever Shaft Bracket, 7/16" x 5-3/4"
5	AB 2567 R	(—)	Lever, Tappet
6A	24H 200 R	(—)	Washer, Tappet Lever Shaft
6B	B 214 R	(—)	Washer, Tappet Lever Cover Stud (Copper)
6C	B 216 R	(—)	Washer, Packing, Tappet Oiler Pipe (2 used)
7	B 208 R	(—)	Screw, Adjusting, Tappet Lever
8	(B 204 R)	(—328999)	Rod, Tappet
	(B 1454 R)	(329000—)	
9A	B 505 R	(—)	Nut, Acorn, Tappet Lever Cover Stud
9B	A 172 R	(—)	Nut, Tappet Oiler Pipe Packing (2 used)
10	(B 213 R)	(—328999)	Trough, Tappet Lever Oil
	(B 1497 R)	(—)	Trough, Tappet Lever Oil (Sub. AB273R)
11	AB 273 R	(—)	Cover, Tappet Lever, with Oil Trough and Bushing
12	B 1498 R	(—)	Gasket, Tappet Lever Cover
13	A 1574 R	(329000—)	Bushing, Tappet Oiler Pipe
14	B 206 R	(—)	Shaft, Tappet Lever
15A	B 215 R	(—328999)	Pipe, Tappet Lever Oiler
15B	B 1499 R	(329000—)	

PULLEY


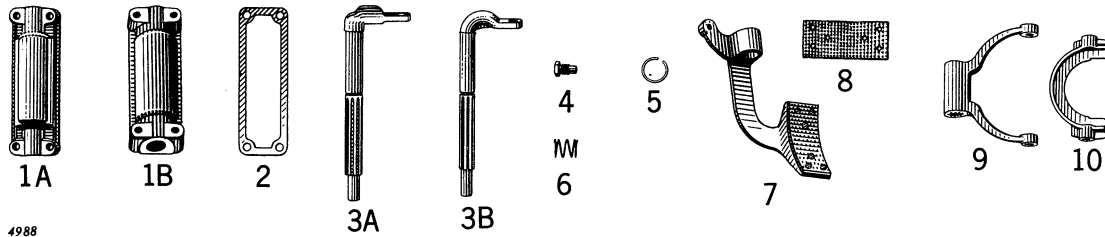
Key	Part No.	Serial No.	Description
1	AB 3208 R	(—)	Pulley, Belt, B734R, with Bushing and Drive Pin
2	AB 4230 R	(—)	Bushing, Belt Pulley (Sub. for B412R)
3	AB 4114 R	(—)	Gear, Belt Pulley (Sub. for B140R)
4	B 139 R	(—)	Snap Ring, Belt Pulley Gear
5	D 403 R	(—)	Key, Belt Pulley Gear
6	B 143 R	(—)	Retainer, Belt Pulley Bearing
7	B 1213 R	(328239–)	Shield, Pulley Dust
8	B 749 R	(—)	Shroud, Clutch
9	JD 7502 R	(—)	Roller Assembly and Outer Race, Pulley Bearing
10	JD 7552 R	(—)	Race, Inner, Pulley Bearing
11	B 142 R	(—)	Washer, Belt Pulley Bearing

CLUTCH



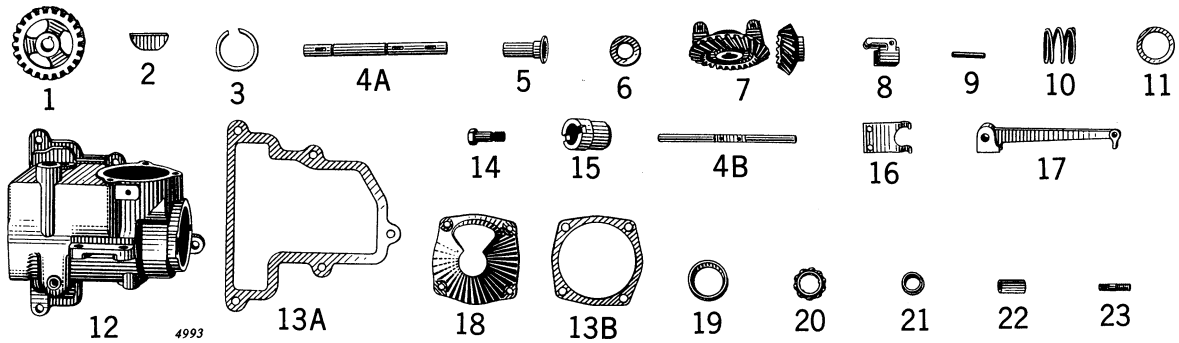
Key	Part No.	Serial No.	Description
1	AB 4215 R	(—)	Sleeve, Clutch Operating (Sub. for B735R)
2A	B 736 R	(—)	Pin, Drive, Clutch Operating Sleeve
2B	B 738 R	(—)	Pin, Clutch Operating Bolt
2C	B 739 R	(—)	Pin, Clutch Operating Link
3A	24H 685 R	(—)	Washer, Clutch Driving Disk
3B	B 741 R	(—)	Washer, Clutch Operating Cam
4	B 423 R	(—)	Spring, Clutch Release
5	(B 737 R	(—328999)	Bolt, Clutch Operating
	(B 1362 R	(329000—)	
6	B 740 R	(—)	Cam, Clutch Operating
7	(AB 594 R	(—328999)	Disk, B768R, with Rivet, Clutch Driving
	(AB 1493 R	(329000—)	Disk, B1341R, with Rivet, Clutch Driving
8	B 158 R	(—)	Facing, Clutch
9	AB 4216 R	(—)	Disk, Clutch Adjusting (Sub. for B162R)
10	B 164 R	(—)	Cover, Clutch Dust

CLUTCH FORK BEARING AND PULLEY BRAKE



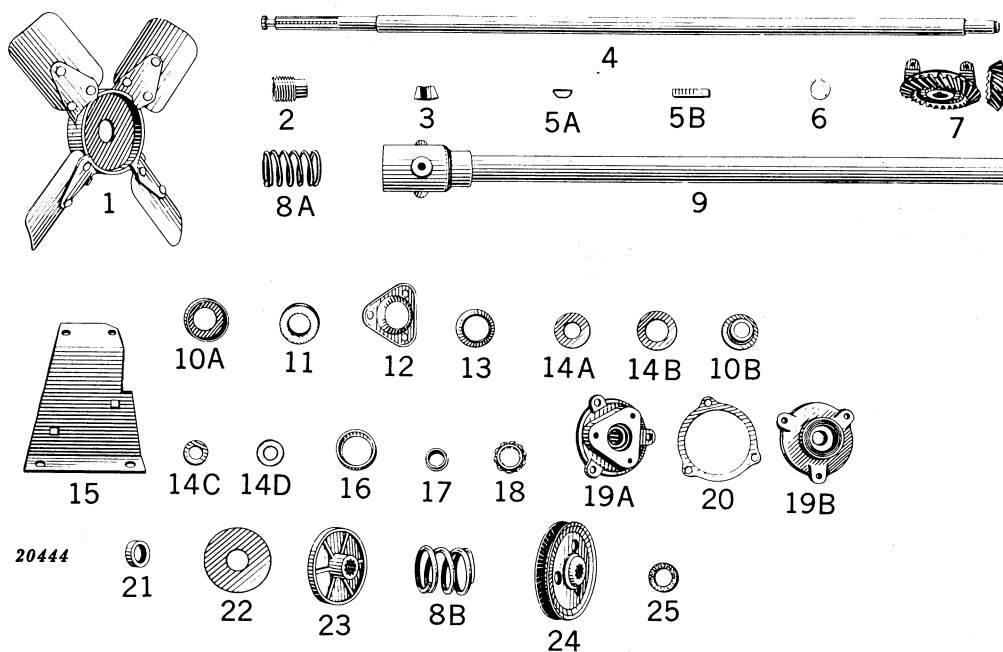
Key	Part No.	Serial No.	Description
1A	(AB 3932 R 30H 11 R	(-332799 -332779	Bearing, B167R or B2781R, Clutch Fork, with Welch Plug Plug, Welch, in AB3932R
1B	(AB 3931 R 30H 11 R	(332800- 332800-	Bearing, B1854R or B2780R, Clutch Fork, with Welch Plug Plug, Welch, in AB3931R
2	(B 173 R B 1855 R	(-332799 332800-	Gasket, Clutch Fork Bearing
3A	(B 1853 R	(332800-	Shaft, Clutch Fork
3B	(B 168 R	(-332799)	
4	(D 178 R	(-)	Pivot, Clutch Fork (2 used)
5	(A 602 R B 169 R	(332800- -332799)	Snap Ring, Clutch Fork Shaft
6	(A 353 R B 170 R	(332800- -332799)	Spring, Clutch Fork
7	(AB 585 R AB 2762 R	(-332799 332800-	Brake, B757R, with Lining, Pulley Brake, B1857R, with Lining, Pulley
8	(B 166 R	(-)	Lining, Pulley Brake
9	(B 744 R B 2038 R	(-332799 332800-	Fork, Clutch
10	(B 746 R	(-)	Collar, Clutch (Bronze)

GOVERNOR



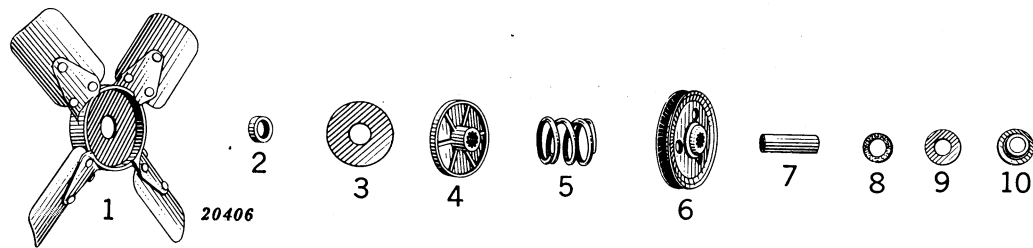
Key	Part No.	Serial No.	Description
1	AB 4145 R	(—)	Gear, Governor Drive (Sub. for B282R)
2	26H 17 R	(—)	Key in Governor Drive Gear
	26H 17 R	(—)	Key, Fan Drive Bevel Gear
	26H 17 R	(—)	Key, Magneto Drive Flange
3	A 369 R	(—)	Snap Ring, Governor Shaft (2 used)
	B 276 R	(—)	Snap Ring, Governor Bearing
4A	B 277 R	(—)	Shaft, Governor
4B	B 270 R	(—)	Shaft, Governor Lever
5	AB 4234 R	(—)	Sleeve, Governor Shaft (Sub. for AB294R)
6	C 998 R	(—)	Bearing, Governor Thrust
7	AB 1406 R	(—)	Gear and Pinion, Fan Drive Bevel (B279R and B289R)
8	AB 295 R	(—)	Weight, Governor (Furnish two AC667R when AB295R is ordered in pairs for 325000-330681)
9	C 902 R	(—)	Pin, Governor Weight
10	A 584 R	(—)	Spring, Governor Bearing
11	24H 154 R	(—)	Washer, Magneto to Governor Case Screws
	B 280 R	(—)	Washer, Governor Bearing Spring
12	B 269 R	(—327459)	Case, Governor
	B 1102 R	(327460—)	
13A	B 301 R	(—)	Gasket, Governor Case
13B	B 284 R	(—)	Gasket, L. H. Governor Bearing Housing (Thick)
	B 285 R	(—)	Gasket, L. H. Governor Bearing Housing (Med.)
	B 569 R	(—)	Gasket, L. H. Governor Bearing Housing (Thin)
14	B 1693 R	(331072—)	Screw, Shoulder, in Governor Case to Case, 5/8" x 1-11/16" (2 used)
15	AA 5546 R	(331500—)	Flange, Magneto Drive (Sub. for A2303R)
	AB 4232 R	(—331499)	Flange, Magneto Drive (Sub. for B281R)
16	B 271 R	(—)	Lever, Inside Governor
17	B 272 R	(—)	Arm, Governor
18	AB 4236 R	(—)	Housing, L. H. Governor Bearing (Sub. for B283R)
19	JD 7655 R	(—)	Cup, Governor Shaft Bearing
20	JD 7657 R	(—)	Balls and Retainer, Governor Shaft Bearing
21	JD 7656 R	(—)	Cone, Governor Shaft Bearing
22	B 432 R	(—332894)	Bushing, Governor Lever Shaft
23	C 2175 R	(—)	Stud, Magneto Flange to Governor Case, 3/8" x 1-13/16"
Part listed below is illustrated in gasket set groupings.			
	AB 3885 R	(—)	Gasket Set for Governor Overhaul

FAN



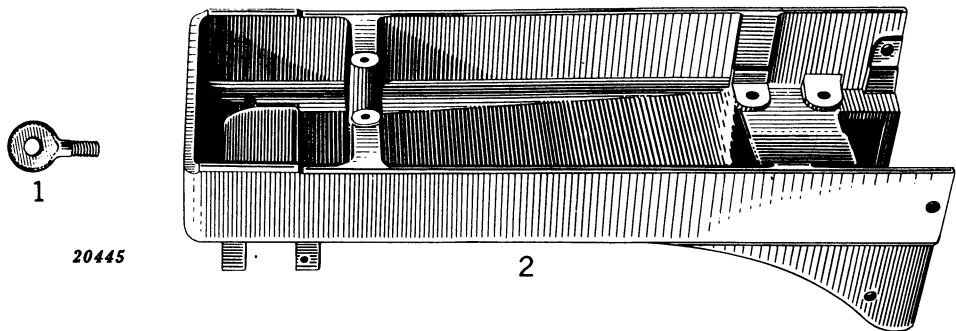
Key	Part No.	Serial No.	Description
1	AB 1630 R	(—334149)	Fan Blades with Hub, Complete (Sub. AB3301R)
	AB 3301 R	(—334149)	Fan with Friction Drive Parts (Sub. for AB1630R)
	AB 3316 R	(334150—)	Fan, Friction Drive
2	15H 254 R	(—)	Plug, Pipe, in Fan Bearing Housing
3	D 1720 R	(—)	Washer, Lock, (Half) Fan Shaft
4	B 724 R	(—334149)	Shaft, Fan
	B 2128 R	(334150—)	
5A	26H 17 R	(—)	Key, Fan Drive Bevel Gear
5B	D 403 R	(—)	Key, Fan Drive Bevel Pinion
6	A 369 R	(—)	Snap Ring, Fan Shaft, Rear End
7	AB 1406 R	(—)	Gear and Pinion, Fan Drive Bevel (B279R and B289R)
8A	B 295 R	(—)	Spring, Fan Bearing Take-Up
8B	H 1039 R	(334150—)	Spring, Fan Friction
9	AB 573 R	(—326194)	Housing, B290R, Fan Bearing, with Support Tube
	AB 750 R	(326195—)	
10A	B 298 R	(—)	Retainer, Front Fan Bearing Felt Washer
10B	A 286 R	(—334149)	Retainer, Front Fan Bearing Packing, Rear
	B 2121 R	(334150—)	Retainer, Fan Bearing Packing
11	AB 518 R	(—)	Washer, Felt, Front Fan Bearing
12	B 292 R	(—326194)	Clamp, Fan Shaft Tube Packing Rear
13	B 293 R	(—)	Packing Ring, Rear of Fan Shaft Tube (Rubber)
14A	24H 239 R	(—334149)	Washer, Grease Retainer, Rear, Front Fan Bearing
	D 1736 R	(334150—)	Washer, Fan Bearing Packing
14B	24H 847 R	(—)	Washer, Retainer, for Fan Bearing Felt Washer
14C	A 393 R	(—334149)	Washer, Packing, Rear of Front Fan Bearing (Cork)
14D	24H 43 R	(—)	Washer on Front Fan Bearing to Housing Screws (2 used)
	24H 4 R	(326053—)	Washer, Fan Shaft Support, 1-1/2" Outside Diameter, 17/32" Inside Diameter
15	B 650 R	(—)	Support, Fan Shaft
16	JD 7655 R	(—)	Cup, Front and Rear Bearing
17	JD 7656 R	(—)	Cone, Front and Rear Bearing
18	JD 7657 R	(—)	Balls and Retainer, Front and Rear Bearing
19A	B 287 R	(—326194)	Housing, Fan Shaft Rear Bearing
19B	B 870 R	(326195—)	
20	A 407 R	(—)	Gasket, Rear Fan Bearing Housing (Thick)
	B 571 R	(—)	Gasket, Rear Fan Bearing Housing (Thin)
21	B 2122 R	(334150—)	Keeper on Fan Shaft
22	D 399 R	(334150—)	Washer, Fan Friction
23	AB 3314 R	(334150—)	Disk, Fan Drive (Set of 2)
24	B 2124 R	(334150—)	Pulley, Generator Drive
25	B 2127 R	(334150—)	Packing, Fan Bearing Rear

FAN WITH FRICTION DRIVE PARTS



Key	Part No.	Serial No.	Description
1	AB 3316 R	(—)	Fan, Friction Drive
2	B 2122 R	(—)	Keeper on Fan Shaft
3	D 399 R	(—)	Washer, Fan Friction (2 used)
4	AB 3314 R	(—)	Disk, Fan Drive (Set of 2)
5	H 1039 R	(—)	Spring, Fan Friction
6	B 2124 R	(—)	Pulley, Generator Drive
7	B 2129 R	(—)	Spacer, Fan Bearing
8	B 2127 R	(—)	Packing, Fan Bearing Rear
9	D 1736 R	(—)	Washer, Fan Bearing Packing
10	B 2121 R	(—)	Retainer, Fan Bearing Packing

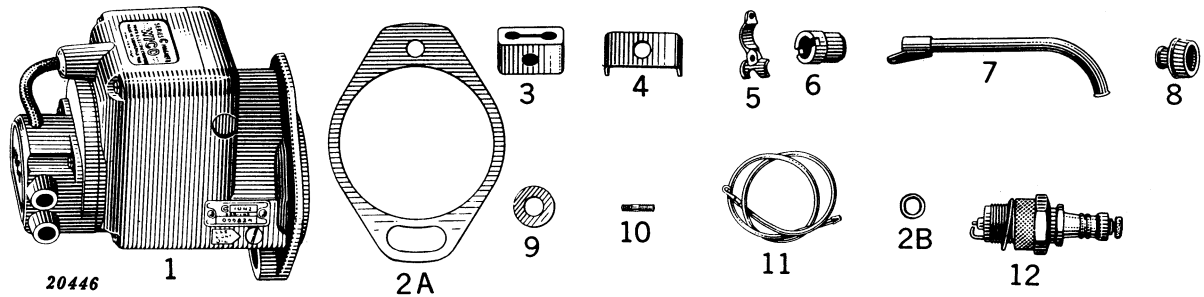
FRONT END SUPPORT



Key	Part No.		Serial No.	Description	
1	A	1297 R	(326225—)	Eyebolt, Front End Support
2	B	813 R	(—)	Support, Front End



MAGNETO, SPARK PLUGS AND CABLES

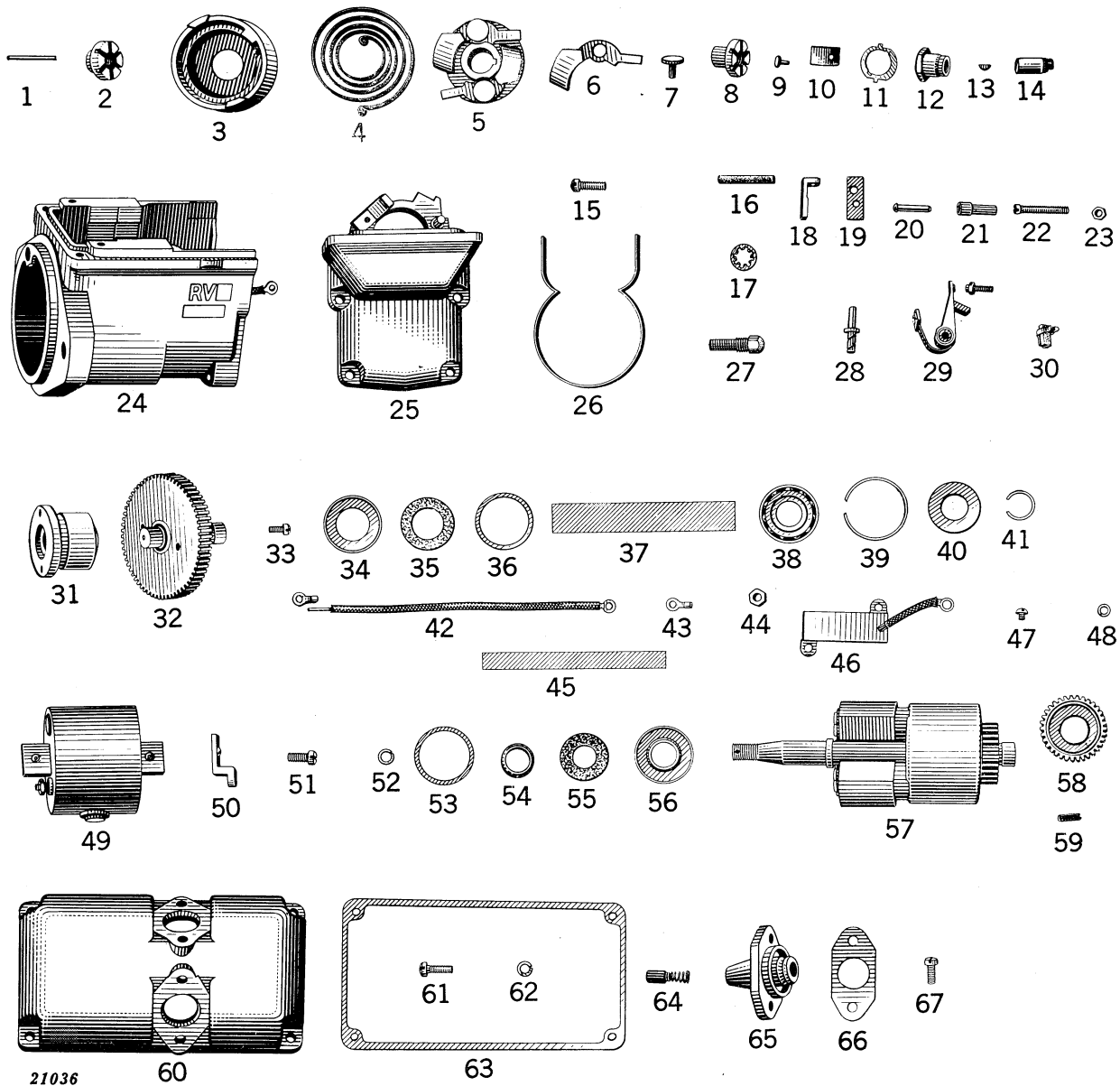


Key	Part No.	Serial No.	Description
1	AH 653 R	(331500—)	Magneto (Wico Type C) (Sub. AA3870R and 3565 Cup)
2A	A 500 R	(—)	Gasket, Magneto to Governor Case
2B	D 465 R	(—)	Gasket, Spark Plug
3	A 470 R	(—)	Clamp, Spark Plug Cable (Rubber)
4	A 471 R	(—)	Clip, Spark Plug Cable
5	B 465 R	(—)	Clamp, Spark Plug Cable Conduit
6	(AA 5546 R	(331500—)	Flange, Magneto Drive (Sub. for A2303R)
	(AB 4232 R	(—331499)	Flange, Magneto Drive (Sub. for B281R)
7	AB 336 R	(—)	Conduit, Spark Plug Cable
8	(C 1300 R	(—328099)	Nipple, Spark Plug Cable, Rubber
	(A 3539 R	(—)	Nipple, Spark Plug Cable, Use with AA3870R and AB3674R Wico Type X Magneto
9	24H 154 R	(—)	Washer, Magneto to Governor Case Screws
10	C 2175 R	(—)	Stud, Magneto to Governor Case, 7/8" x 1-13/16" (1 used)
11	(AA 1222 R	(—328099)	Cable, Spark Plug, Complete, L. H.
	(AA 1222 R	(331500—)	
	(AA 1890 R	(328100—331499)	
	(AB 211 R	(—328099)	
	(AB 830 R	(328100—331499)	
	(AB 2604 R	(331500—)	
12	AC 600 R	(—)	Spark Plug (Champion)

Parts listed below are not illustrated:

AB 3674 R	(—331499)	Magneto, Wico Type X (Sub. for AB210R, AB706R, AB757R or AB2875R) (For list of parts and illustrations see pages 202 and 203 of PC-RB1.)
AA 3870 R	(331500—)	Magneto, Wico Type X (Also order one 3565 Drive Cup) (Sub. for AH653R) (For list of parts and illustrations see pages 202 and 203 of PC-RB1.)
AB 210 R	(—325600)	Magneto, Fairbanks-Morse Type DRV2B (Sub. AB3674R)
AB 706 R	(325601—328099)	
AB 757 R	(328100—331499)	Magneto (Wico Type AP) (Sub. AB3674R)

AB210R MAGNETO
(Fairbanks-Morse Type DRV2B)



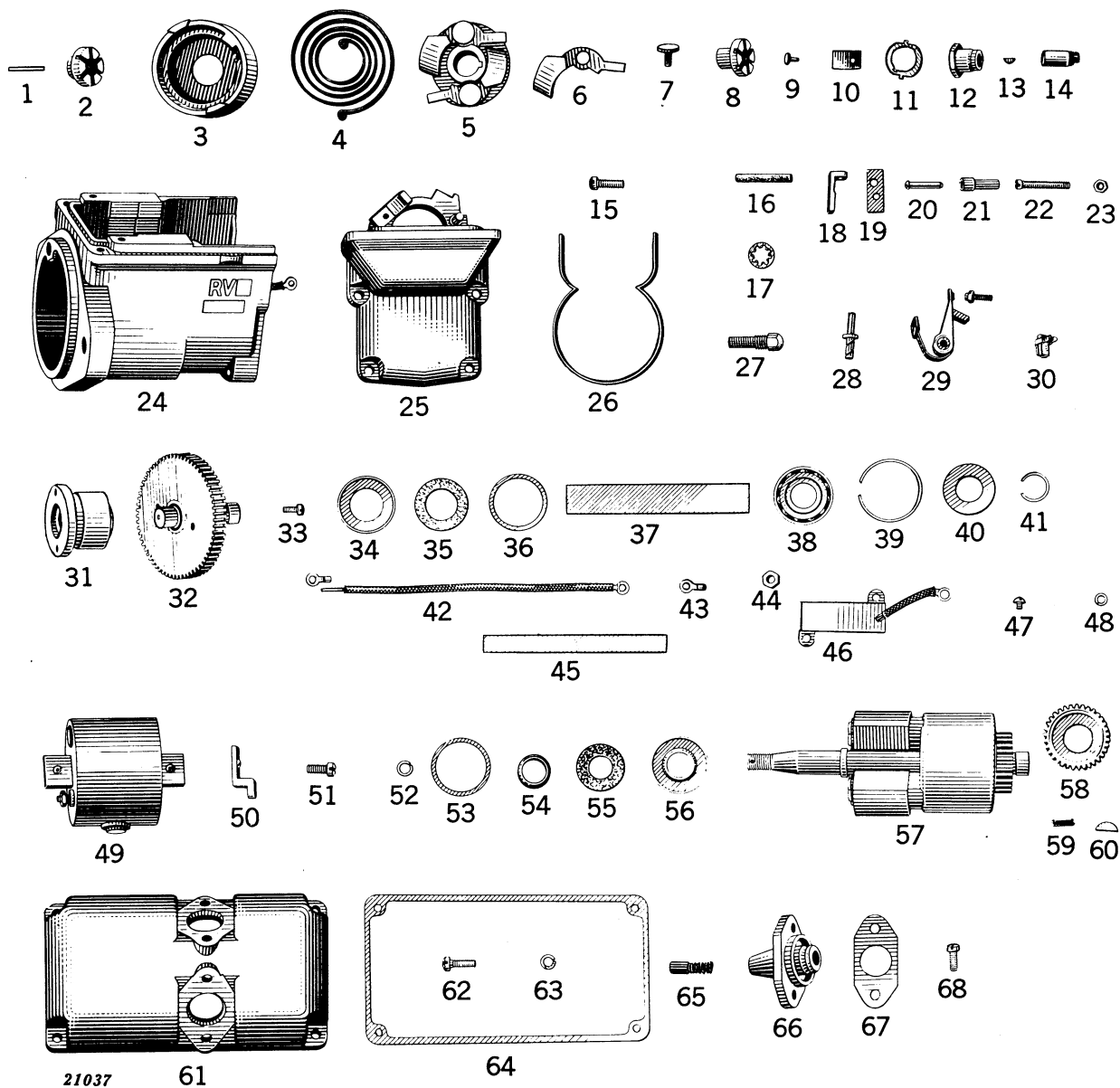
Key	Part No.	Serial No.	Description
1	C 1330 R	(5124—)	Wire, Lock, Armature Shaft Nut
2	B 516 R	(5124-136199)	Nut, Impulse Coupling
3	A 719 R	(136200—)	Shell, Impulse Coupling
	B 1730 R	(5124-136199)	Shell, Impulse Coupling (Parts when equipped with AB2836R Impulse Drive Member Complete) (Solid Hub Type)
	AB 386 R	(5124-136199)	Shell, Impulse Coupling, with Spring Clip (Not stocked)
4	B 517 R	(5124-136199)	Spring, Impulse Coupling
	B 1729 R	(5124-136199)	Spring, Impulse (Parts when equipped with AB2836R Impulse Drive Member Complete) (Solid Hub Type)
	C 1333 R	(136200—)	Spring, Impulse Coupling
5	AB 385 R	(5124-136199)	Impulse Drive Member with Pawls (Sub. AB2836R)
	AB 1086 R	(136200—)	Impulse Drive Member with Pawls
	AB 2836 R	(5124-136199)	Drive Member, Impulse (Solid Hub Type), with Pawls, Spring, Lock Washer, Nut and Shell
	AB 2838 R	(5124-136199)	Drive Member, Impulse (Solid Hub Type) (Parts when equipped with AB2836R Impulse Drive Member Complete)
6	C 1334 R	(5124—)	Pawl, Impulse Drive Member
7	B 595 R	(5124—)	Rivet, Impulse Stop
8	B 980 R	(136200—)	Nut, Impulse Coupling
9	B 522 R	(5124—)	Rivet, Impulse Coupling
10	B 521 R	(5124—)	Clip, Impulse Coupling Spring

AB210R MAGNETO—Continued
(Fairbanks-Morse Type DRV2B)

Key	Part No.	Magneto Serial No.	Description
11	B 1732 R	(5124-136199)	Washer, Lock, Impulse Coupling Nut (Parts when equipped with AB2836R Impulse Drive Member Complete) (Solid Hub)
12	B 1731 R	(5124-136199)	Nut, Impulse Coupling (Parts when equipped with AB2836R Impulse Drive Member Complete) (Solid Hub Type)
13	26H 7 R	(5124-)	Key, Woodruff, Impulse Coupling
14	B 594 R	(5124-)	Screw, Impulse Stop
15	21H 989 R	(56577-)	Screw, End Cap, Fillister Head Machine
16	B 519 R	(56577-)	Wick, Oil
17	B 520 R	(56577-)	Washer, Lock, Cam Wick Holder
18	(A 710 R	(56577-179114)	Support, Stationary Contact
	(B 977 R	(179115-)	
19	(A 712 R	(56577-179114)	Insulator, Stationary Contact Support
	(B 978 R	(179115-)	
20	A 1102 R	(56577-)	Rivet, Stationary Contact Support
21	(A 1103 R	(56577-)	Insulator, Stationary Contact Support Rivet
	(A 1104 R	(56577-)	Insulator, Stationary Contact Support Screw
22	(A 709 R	(56577-179114)	Screw, Stationary Contact Support
	(B 979 R	(179115-)	
23	A 708 R	(56577-)	Nut, Lock, Stationary Contact Point Screw
24	AB 384 R	(56577-)	Frame with Lead Wire
25	(AA 424 R	(56577-179114)	End Cap Assembly
	(AB 1084 R	(179115-)	
26	A 770 R	(56577-)	Gasket, End Cap
27	B 518 R	(56577-)	Holder, Oil Wick
28	A 715 R	(56577-)	Pin, Breaker Bar Fulcrum
29	AA 2059 R	(56577-)	Breaker Point Assembly
30	AA 1624 R	(56577-)	Wick and Retainer, Rubbing Bar
31	AB 380 R	(56577-)	Distributor, Complete
32	AA 422 R	(56577-)	Shaft, Distributor, with Gear
33	(21H 971 R	(56577-)	Screw, Distributor Rotor, Fillister Head Machine
	(21H 971 R	(56577-)	Screw, Breaker Bar Clip, Fillister Head Machine
34	A 703 R	(56577-)	Retainer, Distributor Bearing Oil Seal Washer
35	(A 702 R	(56577-)	Washer, Cork, Distributor Bearing Oil Seal
	(A 702 R	(56577-)	Washer, Cork, Rotor Shaft
36	A 707 R	(56577-)	Spacer, Distributor Bearing Cup
37	A 692 R	(56577-)	Insulating Strip, Distributor
38	(AA 419 R	(56577-)	Bearing, Distributor
	(AA 419 R	(56577-)	Bearing, Rotor Shaft
39	A 706 R	(56577-)	Snap Ring, Distributor Bearing Cup
40	A 704 R	(56577-)	Washer, Flat, Distributor Bearing
41	A 700 R	(56577-)	Snap Ring, Distributor Shaft
42	AA 428 R	(56577-)	Wire, Primary Lead with Terminals
43	A 718 R	(56577-)	Terminal, Connection Primary Lead Wire
44	(14H 605 R	(56577-)	Nut, Hex. No. 8, Primary Lead Wire (Order 14P605R, Pkg. of 25)
	(14H 605 R	(56577-)	Nut, Hex. No. 8, Stationary Contact Screw (Order 14P605R, Pkg. of 25)
45	A 716 R	(56577-)	Insulating Strip, Rotor Bearing
46	AA 425 R	(56577-)	Condenser with Lead Wire
47	21H 972 R	(56577-)	Screw, Condenser, Round Head Machine
48	(A 766 R	(56577-)	Washer, Lock, Stationary Contact Support Screw
	(A 766 R	(56577-)	Washer, Lock, Breaker Bar Clip Screw
	(A 766 R	(56577-)	Washer, Lock, Primary Lead Nut
	(A 766 R	(56577-)	Washer, Lock, Distributor Rotor Screw
	(A 766 R	(56577-)	Washer, Lock, Condenser Screw
49	AA 417 R	(56577-)	Coil, Complete
50	AA 416 R	(56577-)	Clamp, Bridge with Rivet
51	21H 987 R	(56577-)	Screw, Bridge Clamp, Fillister Head Machine
52	(A 768 R	(56577-)	Washer, Lock, Bridge Clamp Screw
	(A 768 R	(56577-)	Washer, Lock, End Cap Screw
53	A 717 R	(56577-)	Washer, Insulating, Rotor Bearing
54	(B 523 R	(56577-)	Shim, Copper, Rotor Bearing, .002", Thin
	(B 524 R	(56577-)	Shim, Copper, Rotor Bearing, .004", Med.
	(B 525 R	(56577-)	Shim, Copper, Rotor Bearing, .006", Thick
55	B 515 R	(56577-)	Oil Seal, Frame (Cork)
56	A 721 R	(56577-)	Retainer, Cork Washer, Rotor Shaft Bearing
57	AB 383 R	(56577-)	Rotor with Gear without Bearing
58	A 722 R	(56577-)	Gear, Rotor
59	A 894 R	(56577-)	Pin, Rotor Gear
60	B 508 R	(56577-)	Cover, Frame Top
61	(B 507 R	(56577-)	Screw, Frame Cover (Not Stocked)
	(21H 984 R	(56577-)	Screw, Frame Cover
62	(A 767 R	(56577-)	Washer, Lock, Frame Cover Screw
	(A 767 R	(56577-)	Washer, Lock, Brush Holder Screw
63	B 509 R	(56577-)	Gasket, Frame Top Cover (Cork)
64	(AA 415 R	(56577-)	Brush, Distributor, with Spring
	(AB 379 R	(56577-)	Brush, Collector, with Spring
65	AA 414 R	(56577-)	Brush Holder with Screws
66	A 695 R	(56577-)	Gasket, Brush Holder, Cork
67	21H 981 R	(56577-)	Screw, Brush Holder



AB706R MAGNETO
(Fairbanks-Morse Type DRV2B)



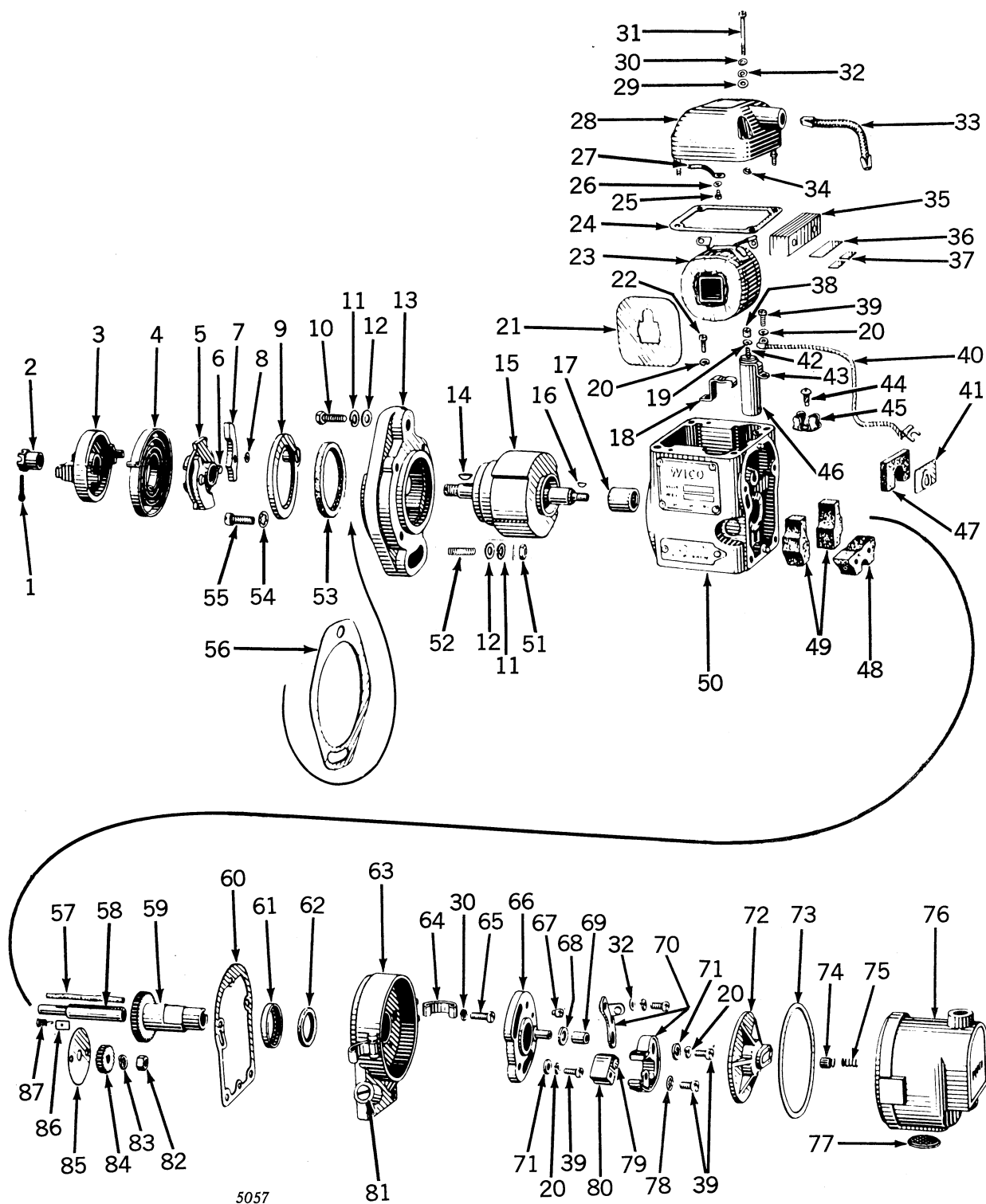
Key	Part No.	Magneto Serial No.	Description
1	C 1330 R	(56577—)	Wire, Lock, Armature Shaft Nut
2	B 516 R	(56577-136199)	Nut, Impulse Coupling
3	A 719 R	(136200—)	Shell, Impulse Coupling
	AB 386 R	(56577-136199)	Shell, Impulse Coupling with Spring Clip (Not Stocked)
	B 1730 R	(56577-136199)	Shell, Impulse Coupling (Parts when equipped with AB2837R Impulse Drive Member Complete) (Solid Hub Type)
4	B 517 R	(56577-136199)	Spring, Impulse Coupling
	B 1729 R	(56577-136199)	Spring, Impulse (Parts when equipped with AB2837R Impulse Drive Member Complete) (Solid Hub Type)
5	C 1333 R	(136200—)	Spring, Impulse Coupling
	AB 707 R	(56577-136199)	Impulse Drive Member with Pawls (Sub. AB2837R)
	AB 1085 R	(136200—)	Impulse Drive Member with Pawls
	AB 2837 R	(56577-136199)	Drive Member, Impulse (Solid Hub Type) Complete with Pawls, Spring, Lock Washer, Nut and Shell
	AB 2839 R	(56577-136199)	Drive Member, Impulse (Solid Hub Type) (Parts when equipped with AB2837R Impulse Drive Member Complete)
6	C 1334 R	(56577—)	Pawl, Impulse Drive Member
7	B 595 R	(56577—)	Rivet, Impulse Pawl
8	B 980 R	(136200—)	Nut, Impulse Coupling
9	B 522 R	(56577—)	Rivet, Impulse Coupling Spring Clip
10	B 521 R	(56577—)	Clip, Spring, Impulse Coupling

AB706R MAGNETO—Continued
(Fairbanks-Morse Type DRV2B)

Key	Part No.	Magneto Serial No.	Description
11	B 1732 R	(56577-136199)	Washer, Lock, Impulse Coupling (Parts when equipped with AB2837R Impulse Drive Member Complete (Solid Hub Type))
12	B 1731 R	(56577-136199)	Nut, Impulse Coupling (Parts when equipped with AB2837R Impulse Drive Member Complete (Solid Hub Type))
13	26H 7 R	(56577-)	Key, Woodruff, Impulse Coupling (Not Stocked)
14	B 594 R	(56577-)	Screw, Impulse Stop
15	21H 989 R	(56577-)	Screw, End Cap, Fillister Head Machine
16	B 519 R	(56577-)	Wick, Oil
17	B 520 R	(56577-)	Washer, Lock, Cam Wick Holder
18	(A 710 R B 977 R)	(56577-179114) (179115-)	Support, Stationary Contact
19	(A 712 R B 978 R)	(56577-179114) (179115-)	Insulator, Stationary Contact Support
20	A 1102 R	(56577-)	Rivet, Stationary Contact Support
21	(A 1103 R A 1104 R)	(56577-) (56577-)	Insulator, Stationary Contact Support Rivet Insulator, Stationary Contact Support Screw
22	(A 709 R B 979 R)	(56577-179114) (179115-)	Screw, Stationary Contact Support
23	A 708 R	(56577-)	Nut, Lock, Stationary Contact Point Screw
24	AB 384 R	(56577-)	Frame with Lead Wire
25	(AA 424 R AB 1084 R)	(56577-179114) (179115-)	End Cap Assembly
26	A 770 R	(56577-)	Gasket, End Cap
27	B 518 R	(56577-)	Holder, Oil Wick
28	A 715 R	(56577-)	Pin, Breaker Bar Fulcrum
29	AA 2059 R	(56577-)	Breaker Point Assembly
30	AA 1624 R	(56577-)	Wick and Retainer, Rubbing Bar
31	AB 380 R	(56577-)	Distributor, Complete
32	AA 422 R	(56577-)	Shaft, Distributor, with Gear
33	(21H 971 R 21H 971 R)	(56577-) (56577-)	Screw, Distributor Rotor, Fillister Head Machine Screw, Breaker Bar Clip, Fillister Head Machine
34	A 703 R	(56577-)	Retainer, Distributor Bearing Oil Seal Washer
35	(A 702 R A 702 R)	(56577-) (56577-)	Washer, Cork, Distributor Bearing Oil Seal Washer, Cork, Rotor Shaft
36	A 707 R	(56577-)	Spacer, Distributor Bearing Cup
37	A 692 R	(56577-)	Insulating Strip, Distributor
38	(AA 419 R AA 419 R)	(56577-) (56577-)	Bearing, Distributor Bearing, Rotor Shaft
39	A 706 R	(56577-)	Snap Ring, Distributor Bearing Cup
40	A 704 R	(56577-)	Washer, Flat, Distributor Bearing
41	A 700 R	(56577-)	Snap Ring, Distributor Shaft
42	AA 428 R	(56577-)	Wire, Primary Lead with Terminals
43	A 718 R	(56577-)	Terminal, Connection Primary Lead Wire
44	(14H 605 R 14H 605 R)	(56577-) (56577-)	Nut, Hex. No. 8, Primary Lead Wire (Order 14P605R, Pkg. of 25) Nut, Hex. No. 8, Stationary Contact Screw (Order 14P605R, Pkg. of 25)
45	A 716 R	(56577-)	Insulating Strip, Rotor Bearing
46	AA 425 R	(56577-)	Condenser with Lead Wire
47	21H 972 R	(56577-)	Screw, Condenser, Round Head Machine
48	(A 766 R A 766 R A 766 R A 766 R A 766 R)	(56577-) (56577-) (56577-) (56577-) (56577-)	Washer, Lock, Stationary Contact Support Screw Washer, Lock, Breaker Bar Clip Screw Washer, Lock, Primary Lead Nut Washer, Lock, Distributor Rotor Screw Washer, Lock, Condenser Screw
49	AA 417 R	(56577-)	Coil, Complete
50	AA 416 R	(56577-)	Clamp, Bridge with Rivet
51	21H 987 R	(56577-)	Screw, Bridge Clamp, Fillister Head Machine
52	(A 768 R A 768 R)	(56577-) (56577-)	Washer, Lock, Bridge Clamp Screw Washer, Lock, End Cap Screw
53	A 717 R	(56577-)	Washer, Insulating, Rotor Bearing
54	(B 523 R B 524 R B 525 R)	(56577-) (56577-) (56577-)	Shim, Copper, Rotor Bearing, .002", Thin Shim, Copper, Rotor Bearing, .004", Med. Shim, Copper, Rotor Bearing, .006", Thick
55	B 515 R	(56577-)	Oil Seal, Frame (Cork)
56	A 721 R	(56577-)	Retainer, Cork Washer, Rotor Shaft Bearing
57	AB 383 R	(56577-)	Rotor with Gear without Bearing
58	A 722 R	(56577-)	Gear, Rotor
59	A 894 R	(56577-)	Pin, Rotor Gear
60	B 508 R	(56577-)	Cover, Frame Top
61	(B 507 R 21H 984 R)	(56577-) (56577-)	Screw, Frame Cover (Not Stocked) Screw, Frame Cover
62	(A 767 R A 767 R)	(56577-) (56577-)	Washer, Lock, Frame Cover Screw Washer, Lock, Brush Holder Screw
63	B 509 R	(56577-)	Gasket, Frame Top Cover (Cork)
64	(AA 415 R AB 379 R)	(56577-) (56577-)	Brush, Distributor, with Spring Brush, Collector, with Spring
65	AA 414 R	(56577-)	Brush Holder with Screws
66	A 695 R	(56577-)	Gasket, Brush Holder, Cork
67	21H 981 R	(56577-)	Screw, Brush Holder



AB757R MAGNETO
(Wico Type AP, Serial No. 2556—)

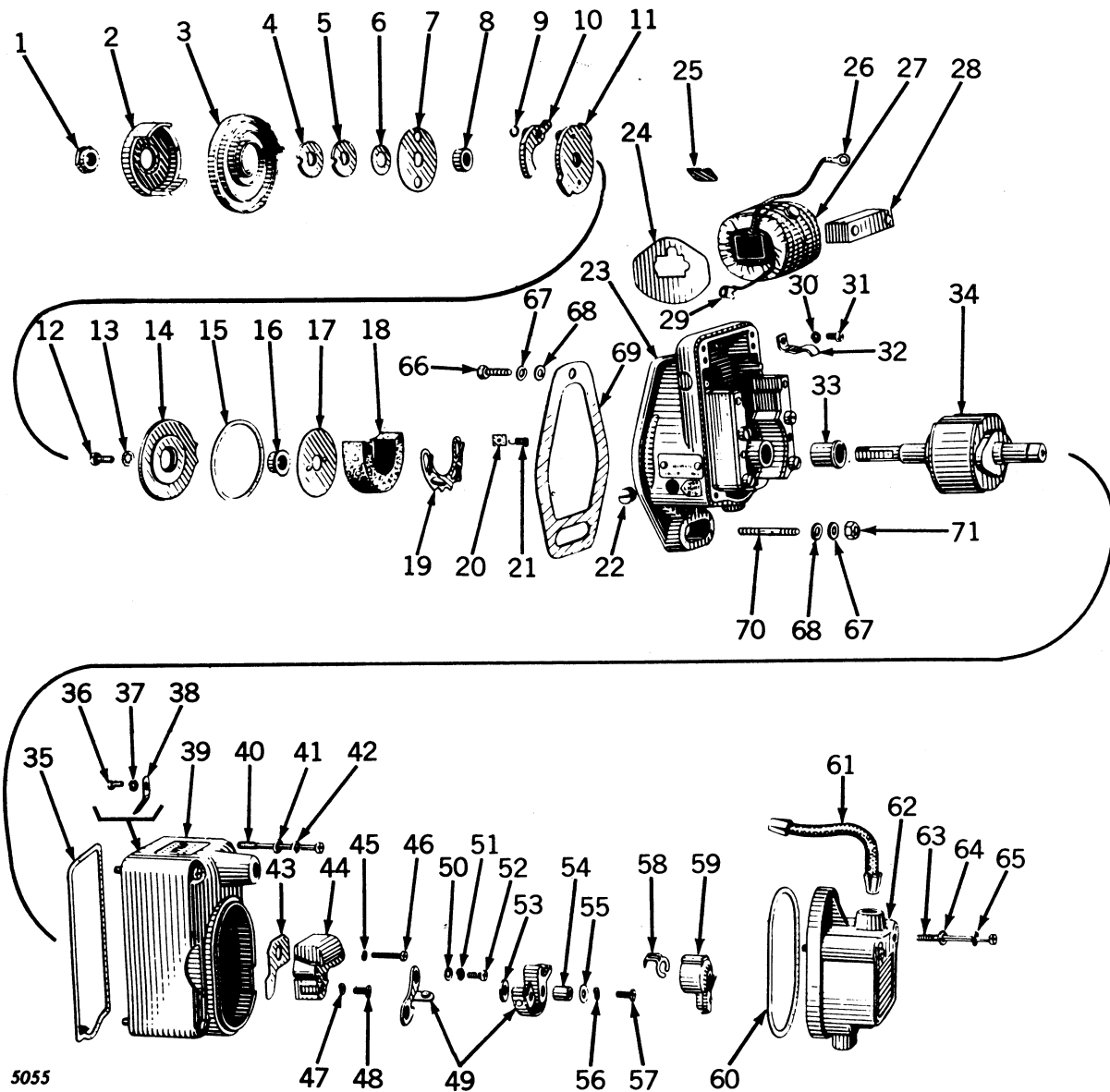


AB757R MAGNETO—Continued
(Wico Type AP, Serial No. 2556—)

Key	Part No.	Magneto Serial No.	Description	Key	Part No.	Magneto Serial No.	Description
1	(AA 3408 R (2556— 11H 18 R (2556—		Sub. 11P18R Pin, Cotter (Order 11P18R, Pkg. of 100)	43	2405 (2556—		Support, Condenser
				44	14H 602 R (2556—17866)		Nut, Condenser Clip (Sub. for B1052R) (Order 14P602R, Pkg. of 25)
2	1098 (2556—		Nut, Impulse, Lock		2443 (17867—		Screw, Condenser Clip Drive
3	1433B (007867—		Cup, Impulse	45	1165 (2556—17866)		Clip, Condenser
4	1092 (2556—		Spring, Impulse		2442 (17867—		Clip, Condenser
5	X 1097 (2556—		Driven, Flange As- sembly	46	X 2595 (2556—		Condenser Assembly
6	A 178XA (2556—		Pivot, Trip Arm (2 used)	47	1169 (2556—		Pad, Cam Stud Oil
7	1094 (2556—		Arm, Trip (2 used)	48	1110 (2556—		Pad, Gear Case Oil
8	A 243X (2556—		Snap Ring (2 used)	49	1171 (2556—		Pad, Main Oil (2 used)
9	X 1134 (2556—		Stop Pin Assembly	50	X 2296 (2556—		Housing, Main As- sembly
10	19H 221 R (2556—		Screw, Cap, 3/8" x 1-1/4"	51	14H 382 T (2556—		Nut
11	(AA 3402 R (2556— 12H 11 R (2556—		Sub. 12P11R Washer, Lock (2 used) (Order 12P11R, Pkg. of 50)	52	C 2175 R (2556—		Stud, 3/8" x 1-13/16"
12	24H 154 R (2556—		Washer (2 used)	53	1131 (2556—		Washer, Felt
13	(1434B (2556— X 3543 (2556—		Flange, Mounting Flange, Mounting, with Oil Seal	54	B 1091 R (2556—		Washer, Lock (4 used)
14	26H 67 R (2556—		Key, Woodruff	55	1641 (2556—		Screw, End Plate (4 used)
15	X 1145 (2556—		Rotor	56	A 500 R (2556—		Gasket
16	26H 64 R (2556—		Key, Woodruff	57	1168 (2556—		Wick, Oil
17	X 4683 (2556—		Bearing, Rotor (2 used)	58	1167 (2556—		Stud, Cam
18	1232 (2556—		Clamp, Coil Core (2 used)	59	X 1570 (2556—		Cam Assembly
19	B 2005 R (2556—		Washer, Lock	60	1083 (2556—		Gasket
20	A 766 R (2556—		Washer, Lock (9 used)	61	1883 (2556—		Retainer
21	1759 (2556—		Plate, Insulating (2 used)	62	1084B (2556—		Washer, Sealing (Cork)
22	21H 973 R (2556—		Screw, (2 used)	63	X 2237 (2556—		Case, Breaker
23	X 2700B (2556—		Coil	64	1210 (2556—		Clip, Distributor (2 used)
24	1116 (2556—		Gasket	65	21H 982 R (2556—		Screw (4 used)
25	21H 959 R (2556—		Screw	66	X 2231 (2556—		Plate, Breaker
26	M 52X (2556—		Washer, Lock	67 (2556—		Screw, Point Adjust- ing
27	1121 (2556—		Contact, Coil	68	(1197T (2556—		Shim, Breaker Arm
28	X 1122 (2556—		Cover		1197 (2556—		Washer, Breaker Arm
29	1118 (2556—		Washer (Leather) (4 used)	69	1418 (2556—		Spacer, Breaker Arm
30	12H 36 R (2556—		Washer, Lock (6 used)	70	X 3342 (2556—		Point, Breaker
31	1117 (2556—		Screw (4 used)	71	B 1085 R (2556—		Washer (3 used)
32	1XA 256 (2556—		Washer (6 used)	72	X 2226 (2556—		Arm, Distributor
33	X 2229 (2556—		Interlead, Secondary	73	2219 (2556—		Gasket
34 (2556—		Snap Ring, Cover Screw (4 used)	74	1216 (2556—		Brush, Distributor (Sub. X5221)
35	X 1230 (2556—		Core, Coil	75	1217 (2556—		Spring, Distributor Brush (Sub. X5221)
36 (2556—		Strip, Coil Core Spring (Fiber)	76	X 2228 (2556—		Cap, Distributor
37	2264B (2556—		Wedge, Coil Core (2 used)	77	X 1220 (2556—		Screen, Ventilating
38	1786 (2556—		Nut	78	H 665 R (2556—		Washer, Lock
39	21H 971 R (2556—		Screw (5 used)	79	1194 (2556—		Felt, Cam Oil
40	X 1331 (2556—		Lead, Condenser to Breaker	80	1193 (2556—		Support, Breaker Arm and Cam Oil Felt
41	1170 (2556—		Support	81	1XA 345 (2556—		Plug, Oil (2 used)
42	(IKA 761 (2556—		Nut, Condenser Con- tact	82	14H 649 R (2556—		Nut (Order 14P649R, Pkg. of 25)
	M 127X (2556—		Washer, Condenser Insulating	83	(AA 3400 R (2556— 12H 9 R (2556—		Sub. 12P9R Washer, Lock (Order 12P9R, Pkg. of 50)
	M 32XA (2556—		Bushing, Condenser Insulating	84	1147 (2556—		Gear, Pinion
				85	1151 (2556—		Disk, Oiling
				86	1152 (2556—		Scraper, Oil
				87	1153 (2556—		Spring, Oil Scraper



AH653R MAGNETO
(Wico Type C, Serial No. 00788—)



5055

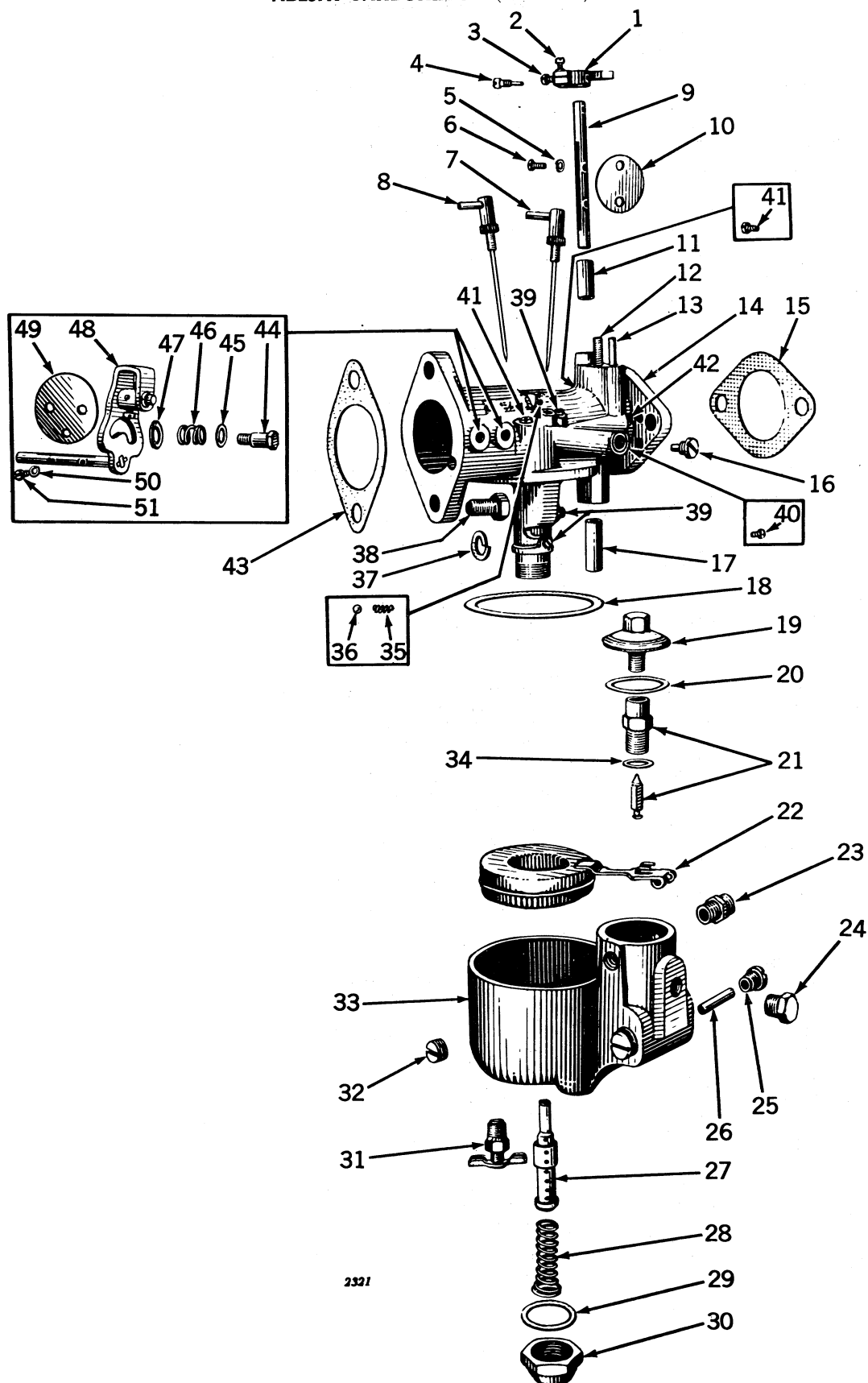


AH653R MAGNETO—Continued
(Wico Type C, Serial No. 00788—)

Key	Part No.	Magneto Serial No.	Description
1	16-491C	(00788—)	Nut, Impulse Lock
2	6274	(00788—)	Cup, Drive (Short Lugs, AH653R only) (Sub. for 2061B)
3	15-186	(00788—)	Spring, Drive
4	16-583	(00788—)	Washer, Spacing (Brass)
5	IVA 583	(00788—)	Washer, Spacing (Steel)
6	M 42XA	(00788—)	Washer, Drive Cup
7	2288	(00788—)	Retainer, Drive Spring
8	2122	(00788—)	Spacer, Driven Flange
9	A 243X	(00788—)	Snap Ring (2 used)
10	A 179X	(00788—)	Pawl, Impulse (2 used)
11	X 3114	(00788—)	Driven Flange Group with Pawls
12	21H 988 R	(00788—)	Screw (4 used)
13	H 666 R	(00788—)	Washer, Lock (4 used)
14	(X 2719	(00788—)	Impulse Stop Group with Oil Seal
	(A 33X	(00788—)	Seal, Oil
15	2496	(00788—)	Gasket
16	2121	(00788—)	Spacer, Impulse
17	2745	(00788—)	Disk, Oiling
18	1379	(00788—)	Pad, Main Oil (Felt)
19	2505	(00788—)	Plate, Oil Pad Spring
20	1152	(00788—)	Scraper, Oil
21	1153	(00788—)	Spring, Oil Scraper
22	B 1107 R	(00788—)	Plug, Oil (2 used)
23	X 3043	(00788—)	Main Housing Group and Gasket
24	1760	(00788—)	Plate, Coil Protecting (2 used)
25	2264B	(00788—)	Wedge, Coil (2 used)
26	4954	(00788—)	Terminal, Primary Lead
27	X 2766	(00788—)	Coil
28	X 2706	(00788—)	Core, Coil
29	1814	(00788—)	Terminal, Primary Ground
30	A 766 R	(00788—)	Washer, Lock (2 used)
31	21H 973 R	(00788—)	Screw, Coil Core Clamp (2 used)
32	2503	(00788—)	Clamp, Coil Core (2 used)
33	2495	(00788—)	Bushing, Rotor (2 used)
34	X 3051	(00788—)	Rotor
35	2504	(00788—)	Gasket, Cover
36	1404	(00788—)	Screw, Secondary Interlead Contact
37	A 766 R	(00788—)	Washer, Lock, Interlead
38	1397	(00788—)	Contact, Interlead Coil
39	X 2798	(00788—)	Cover with Breaker Plate Assembly and Screws
40	2538	(00788—)	Screw, Cover (4 used)
41	1118	(00788—)	Washer, Cover Screw (Leather) (4 used)
42	IXA 256	(00788—)	Washer, Cover Screw (4 used)
43	1533	(00788—)	Gasket, Condenser
44	X 1413	(00788—)	Condenser
45	A 765 R	(00788—)	Washer, Condenser Screw Lock (2 used)
46	21H 966 R	(00788—)	Screw, Condenser (2 used)
47	H 665 R	(00788—)	Washer, Breaker Arm Spring Screw Lock
48	16-738	(00788—)	Screw, Breaker Arm Spring
49	X 3343	(00788—)	Breaker Point Assembly (2 points)
50	IXA 256	(00788—)	Washer, Screw
51	A 766 R	(00788—)	Washer, Lock, Screw
52	21H 971 R	(00788—)	Screw
53	(1197	(00788—)	Washer, Breaker Arm Spacing
	(1197 T	(00788—)	Shim, Breaker Arm Spacing
54	1418	(00788—)	Spacer, Breaker Arm
55	B 1085 R	(00788—)	Washer, Breaker Arm Clamp
56	A 766 R	(00788—)	Washer, Breaker Arm Lock
57	16-738	(00788—)	Screw, Breaker Point
58	16-480	(00788—)	Spring, Arm Lock
59	16-X477B	(00788—)	Arm with Spring
60	2497	(00788—)	Gasket
61	X 2723	(00788—)	Interlead, Secondary
62	X 2938	(00788—)	Cap with Screws
63	2537	(00788—)	Screw, Cap (2 used)
64	1118	(00788—)	Washer, Cap (Leather) (2 used)
65	IXA 256	(00788—)	Washer, Cap (2 used)
66	19H 221 R	(00788—)	Screw, Cap
67	(AA 3402 R	(00788—)	Sub. 12P11R
	(12H 11 R	(00788—)	Washer, Lock (2 used) (Order 12P11R, Pkg. of 50)
68	24H 154 R	(00788—)	Washer (2 used)
69	A 500 R	(00788—)	Gasket
70	C 2175 R	(00788—)	Stud, 3/8" x 1-13/16"
71	14H 382 T	(00788—)	Nut, 3/8"



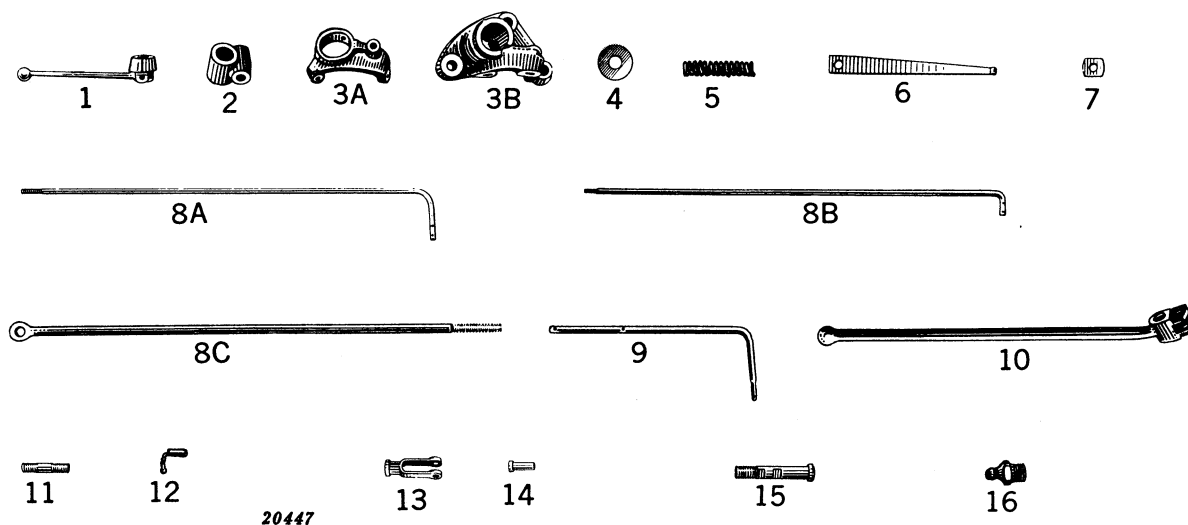
AB237R CARBURETOR (DLTX-10)



AB237R CARBURETOR (DLTX-10)—Continued

Key	Part No.	Serial No.	Description
1	X 2716	(—)	Throttle Lever Assembly
2	21H 963 R	(—)	Clamp Screw, Throttle Lever Adjusting
3	21H 975 R	(—)	Screw, Adjusting, Throttle Lever
4	S 93 B	(—)	Screw, Throttle Lever
5	12H 64 R	(—)	Washer, Lock, Throttle Disk Screw (2 used)
6	21H 971 R	(—)	Screw, Throttle Disk (2 used)
7	X 2461 No. 2	(—)	Needle, Idle
8	X 2458 No. 1	(—)	Needle, Load
9	S 2369	(—)	Shaft, Throttle
10	P 1124	(—)	Disk, Throttle
11	S 2469	(—)	Bushing, Throttle Shaft, Upper (Sub. 60-458)
12	18-0	(—)	Spring, Throttle Stop
13	S 211G	(—)	Pin, Stop, Throttle Lever
14	X 2700	(—)	Body, Carburetor (DLTX-10)
15	321 R	(—)	Gasket, Carburetor to Manifold
16	(S 2151D	(—325560)	Plug, Idle
	(S 2151E	(325561—)	Plug, Economizer
17	S 2470	(—)	Bushing, Throttle Shaft, Lower (Sub. one 60-458 Bushing and one 80-175 Plug)
18	P 951	(—)	Gasket, Bowl
19	X 2462	(—)	Strainer, Complete
20	P 950	(—)	Gasket, Strainer
21	X 2653	(—)	Float Valve and Seat Assembly
22	(X 1178B	(—)	Screw and Washer, Float
	(30-635	(—)	Float and Lever Assembly (Sub. for X2457)
	(P 947	(—)	Lever, Float
23	A 258 R	(—)	Connector (Sub. for D392R)
24	S 98	(—)	Plug, Pipe, Hex. Head
25	S 2147	(—)	Screw, Float Bearing (2 used)
26	S 2146	(—)	Pin, Float Pivot
27	S 2439	(—)	Nozzle
28	25J	(—)	Spring, Nozzle Retaining
29	P 710	(—)	Gasket, Bowl Nut
30	S 2424	(—)	Nut, Bowl Retaining
31	87-3	(—)	Cock, Drain
32	S 98B	(—)	Plug, Pipe, Headless (Order B1107R)
33	DLT-13	(—)	Bowl Casting
34	P 1209	(—)	Gasket, Float Valve Seat
35	1K	(—)	Spring, Friction Ball (2 used)
36	S 251A	(—)	Friction Ball, Needle Valve (2 used)
37	(12H 11 R	(—)	Washer, Lock 3/8" (4 used) (Sub. 12P11R, Pkg. of 50)
	(AA 3402 R	(—)	Sub. 12P11R
38	19H 211 R	(—)	Screw, Cap, 3/8" x 1" (4 used)
39	S 2502	(—)	Screw, Plug, for Drilled Holes (4 used)
40	S 1506	(—)	Plug, Drill 7/32"-32
41	S 2041	(—)	Plug, Drill 1/4"-28
42	S 763	(—)	Plug, Drill
43	D 1034 R	(—)	Gasket
44	S 2154	(—)	Screw, Choker Friction Spring
45	P 52	(—)	Washer, Choke Lever Friction Spring
46	25V	(—)	Spring, Choke Lever Friction
47	P 850	(—)	Washer, Choke Friction
48	(21H 971 R	(329931—)	Screw in Swivel Pin in Choker Lever
	(AB 1843 R	(—)	Choker Lever and Shaft Assembly
	(B 1663 R	(—)	Pin, Swivel
	(B 1664 R	(—)	Washer on Swivel Pin
49	P 1123	(—)	Disk, Choker, Air Valve
50	A 765 R	(—)	Washer, Lock, Choker Disk Screw (2 used)
51	21H 962 R	(—)	Screw, Choker Disk (2 used)
Part listed below is not illustrated			
	AB 3964 R	(—)	Kit, Carburetor Parts (For AB237R Carburetor)

CONTROLS




Key	Part No.	Serial No.	Description
1	A 80 R	(—)	Lever, Speed Control Hand
2	AB 214 R	(—)	Bearing, Steering Shaft Upper, with Grease Fitting
3A	A 944 R	(—)	Bracket, Speed Control Shaft
3B	A 942 R	(—)	Bracket, Clutch Lever
4	24H 469 A	(—)	Washer, Speed Control Shaft, Upper
	24H 169 R	(—)	Washer, Speed Control Shaft, Lower
	24H 132 R	(—)	Washer on Speed Control Rod
	24H 132 R	(—)	Washer on Throttle Rod
	24H 143 R	(—)	Washer on Speed Control Rod
5	C 1438 R	(—)	Spring, Speed Control Shaft
6	B 273 R	(—)	Spring, Speed Change, Flat
7	B 274 R	(—)	Clamp, Speed Change Spring
8A	B 302 R	(—328999)	Rod, Carburetor Throttle
	B 1455 R	(329000—)	Rod, Throttle
8B	B 791 R	(—)	Rod, Speed Control
8C	B 752 R	(—)	Rod, Clutch Operating
9	B 790 R	(—)	Shaft, Speed Control
10	AA 794 R	(—)	Lever, Clutch Operating, with Grease Fitting
11	C 719 R	(—)	Stud, Clutch Lever Bracket to Rear Axle Housing, 5/8" x 2-5/8"
12	A 958 R	(—)	End, Speed Control Rod
	D 157 R	(—328999)	End, Throttle Rod
	D 2887 R	(329000—)	End, Throttle Rod
13	B 843 R	(—)	Yoke, Clutch Operating Rod
14	B 844 R	(—)	Pin, Clutch Operating Rod Yoke
	D 1994 R	(—)	Pin, Clutch Operating, Hand Lever to Rod
15	D 2031 R	(—)	Bolt, Clutch Lever Pivot
16	JD 7759	(—)	Fitting, Grease, No. 1610, in Steering Shaft Bearing



MEMORANDA

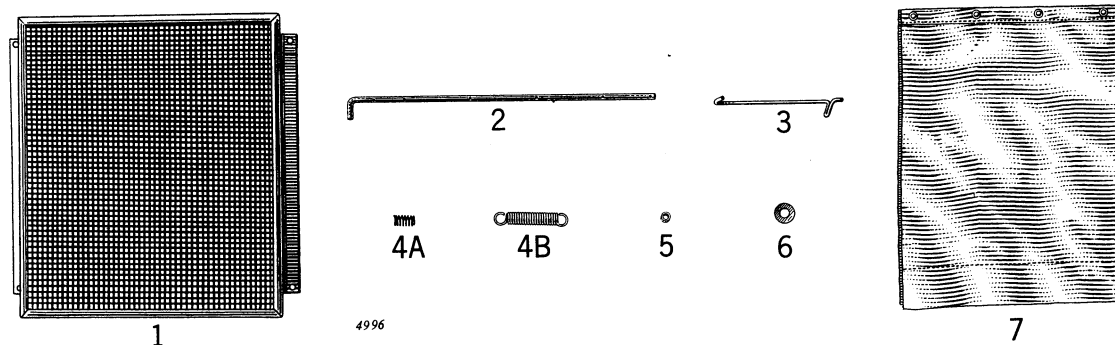
COOLING SYSTEM



COOLING SYSTEM—Continued

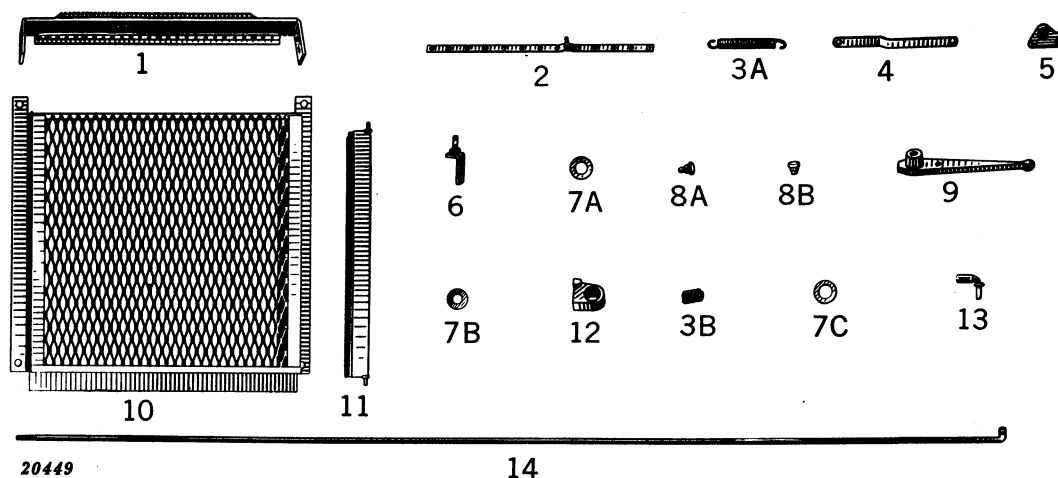
Key	Part No.	Serial No.	Description
1	AA 795 R	(—)	Cap, Radiator, Complete
2	AA 796 R	(—)	Head, A1198R, with Stud, Radiator Filler Cap
3	D 319 R	(—)	Cap, Radiator Filler
4	D 126 R	(—)	Baffle, Radiator Cap
5	D 473 R	(—)	Gasket, Radiator Filler Cap
6	D 362 R	(—)	Bar Clamp, Radiator Filler Cap
7	15H 237 R	(—328999)	Pipe, Plug, Upper Water Pipe
8A	(AB 590 R	(—328999)	Pipe, B403R, Upper Water Outlet
	(B 759 R	(—)	Pipe, Only, Upper Water Outlet (Sub. AB590R or AB1631R)
8B	AB 1631 R	(329000—	Pipe, B1315R, Upper Water Outlet
9A	B 404 R	(—328999)	Gasket, Cylinder Water Pipe Outlet
9B	B 1316 R	(329000—	Gasket, Cylinder Water Outlet Pipe
9C	B 397 R	(—)	Gasket, Radiator Core, Top and Bottom
10	B 758 R	(—)	Tank, Radiator Top
11	AA 883 R	(325366—	Heat Indicator
12	14H 631 R	(—)	Nut, Heat Indicator Stud (Order 14P631R, Pkg. of 25)
13	A 1248 R	(325366—	Bushing, Heat Indicator Tube
14A	A 1247 R	(325366—	Bracket, Heat Indicator
14B	A 1284 R	(—325365)	
15	B 1986 R	(330378—	Clip on Heat Indicator Tube
16A	B 760 R	(325000—	Pipe, Lower Water
16B	(C 251 R	(—)	Pipe, Radiator Water Inlet
	(C 251 R	(—)	Pipe, Radiator Bottom Outlet
	(C 251 R	(—)	Pipe, Cylinder Head Inlet
17	B 398 R	(—)	Strap, Radiator
18	(D 2304 R	(—)	Clamp, Lower Water Pipe Hose
	(D 2304 R	(—)	Clamp, Upper Water Pipe Hose
19	(B 402 R	(—)	Hose, Lower Water Pipe
	(B 406 R	(—)	Hose, Upper Water Pipe
20	(AB 354 R	(—328999)	Core, Radiator
	(AB 1627 R	(329000—	
21	B 396 R	(—)	Side, Radiator
22	B 395 R	(—)	Tank, Radiator Bottom
23	AB 229 R	(—)	Shroud

RADIATOR GUARD AND CURTAIN



Key	Part No.	Serial No.	Description
1	AB 417 R	(-327157)	Guard, Radiator
2	B 41 R	(-327157)	Roller, Radiator Curtain
3	B 40 R	(-327157)	Clip, Radiator Curtain
4A	B 423 R	(-327157)	Spring, Radiator Curtain Roller
4B	B 372 R	(-327157)	Spring, Radiator Curtain
5	D 1856 R	(-326421)	Spacer, Guard to Radiator
6	24H 154 R	(-327157)	Washer, Radiator Curtain Roller
7	AB 221 R	(-327157)	Curtain, Radiator

RADIATOR SHUTTER

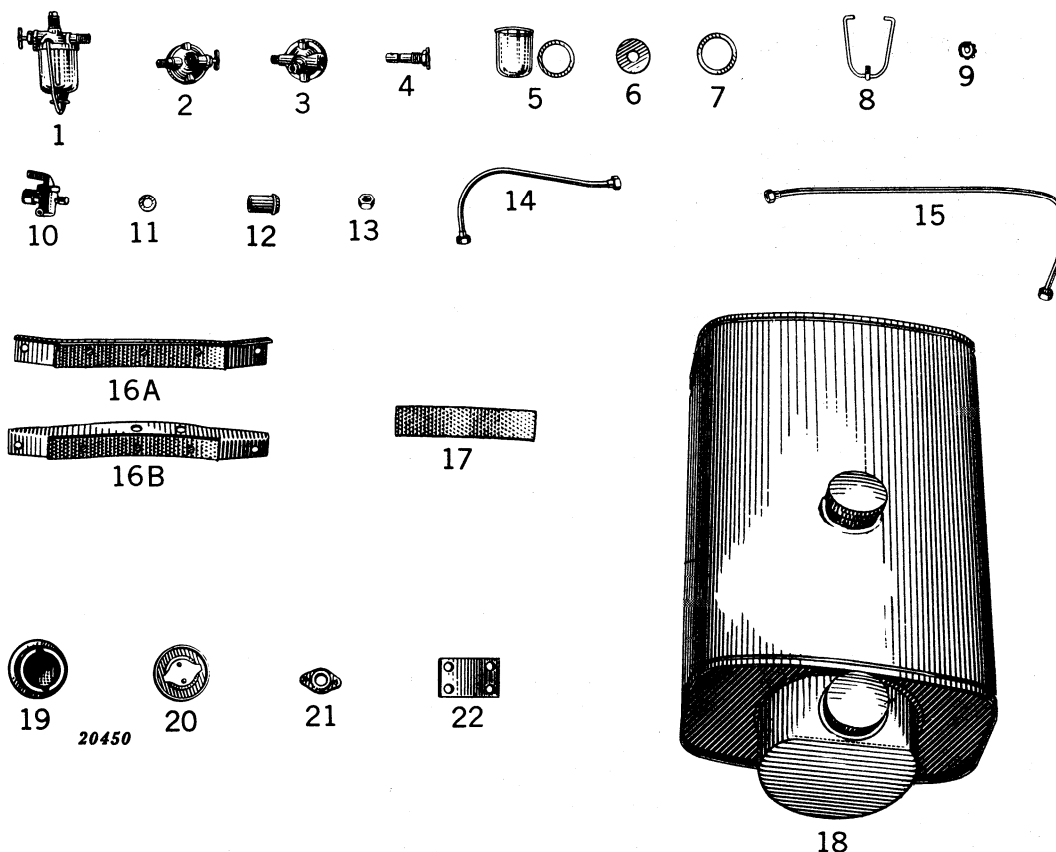


Key	Part No.	Serial No.	Description
1	AB 1243 R	(—)	Top Tiebar and Bearing Bar Assembly
2	AB 1242 R	(—)	Operating Bar and Stud Assembly
3A	A 1999 R	(—)	Spring, Radiator Shutter
3B	A 1785 R	(—)	Spring, Radiator Shutter Control
4	A 1857 R	(—)	Link, Bell Crank Operating
5	AA 1522 R	(—)	Bell Crank and Bushing Assembly
6	AA 1521 R	(—)	Bracket, Bell Crank and Stud Assembly
7A	A 1853 R	(—)	Washer, Bell Crank Retaining
7B	24H 154 R	(—)	Washer, Radiator Shutter Control Lever Spring
7C	24H 132 R	(—)	Washer on Radiator Shutter Control Rod
8A	A 1854 R	(—)	Rivet, Operating Link to Bell Crank
8B	A 1855 R	(—)	Rivet, Operating Bar to Shutter
9	A 1786 R	(—)	Lever, Radiator Shutter Control
10	AB 1241 R	(—)	Frame and Bearing Bar Assembly
11	AB 1240 R	(—)	Shutter Blade and Pivot Pin Assembly
12	A 1787 R	(—)	Bracket, Radiator Shutter Control
13	D 157 R	(—)	End, Radiator Shutter Control Rod
14	B 954 R	(—)	Rod, Shutter Control

Part listed below is not illustrated:

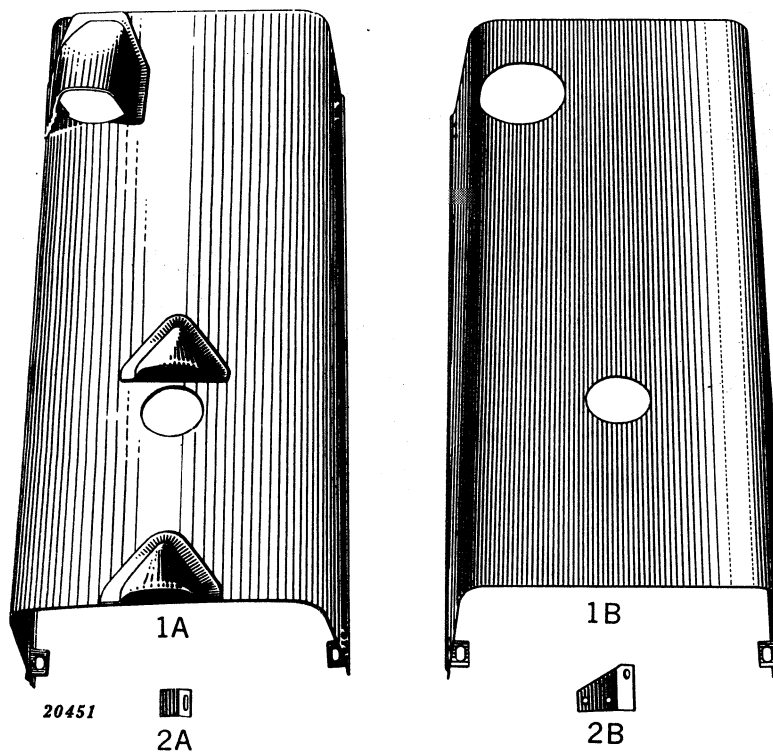
AB 1079 R (—) Shutter, Radiator Complete

FUEL SYSTEM

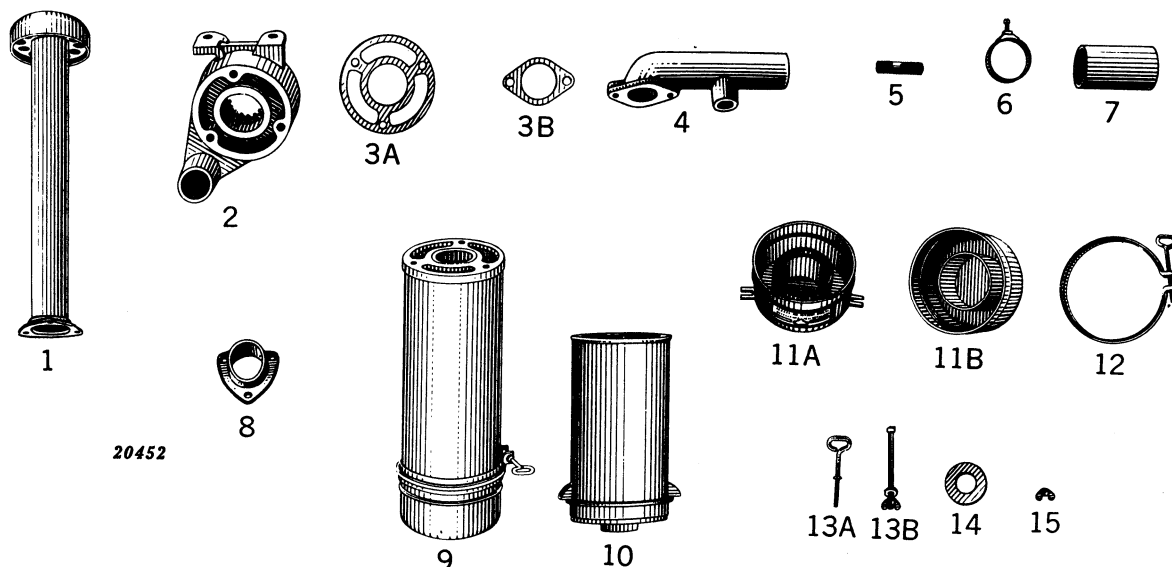


Key	Part No.	Serial No.	Description
1	AA 499 R	(—)	Filter, Fuel
2	AC 1079 R	(—)	Body and Shut-Off Valve, Fuel Filter
3	AC 1316 R	(—)	Body, Fuel Filter (Sub. for C2378R)
4	AC 1080 R	(—)	Valve, Fuel Filter
5	AA 4507 R	(—)	Bowl and Gasket, Fuel Filter (Glass) (Heat Resistant Bowl) (Sub. for AA2064R)
6	AA 519 R	(—)	Screen, Fuel Filter
7	C 1778 R	(—)	Gasket, Fuel Filter, Cork
8	AA 517 R	(—)	Clamp, Fuel Filter Bowl
9	AA 518 R	(—)	Nut with Washer, Fuel Filter Bowl Clamp
10	AB 609 R	(—)	Cock, Three-Way Fuel
11	D 2122 R	(—)	Washer, Packing, Three-Way Fuel Cock
12	E 2150 R	(—)	Gland, Solder Bushing, on Gasoline and Fuel Pipes (Used Only on Copper Pipes)
13	A 2069 R	(—)	Nut, Solder Bushing, on Gasoline and Fuel Pipes (Used Only on Copper Pipes)
14	AB 1773 R	(—)	Pipe, Gasoline
15	AB 1774 R	(—)	Pipe, Fuel
16A	AB 611 R	(—)	Support, Fuel Tank, Front, with Cushion
16B	AB 612 R	(—)	Support, Fuel Tank, Rear, with Cushion
17	(A 442 R	(—)	Cushion, Fuel Tank Front Support
	(A 442 R	(—)	Cushion, Fuel Tank Rear Support
18	AB 606 R	(—)	Tank, Fuel
19	D 1837 R	(—)	Flange, Fuel Tank Filler
20	AD 709 R	(—)	Cap, Filler
21	(A 460 R	(—)	Flange, Gasoline Outlet
	(D 82 R	(—)	Flange, Fuel Outlet
22	B 797 R	(—)	Plate, Fuel Tank Rear Support

HOOD



Key	Part No.	Serial No.	Description
1A	AB 3093 R	(—)	Hood, Complete (BO Only) (Also Parts for BR Tractors equipped with Special Orchard Hood) (Sub. for AB544R)
1B	AB 3094 R	(—)	Hood, Complete (BR Only) (Sub. for AB610R)
2A	C 1573 R	(—)	Clip, Hood
2B	(A 230 R	(—)	Bracket, Hood Clip, R. H.
	(A 532 R	(—)	Bracket, Hood Clip, L. H.

AIR CLEANER


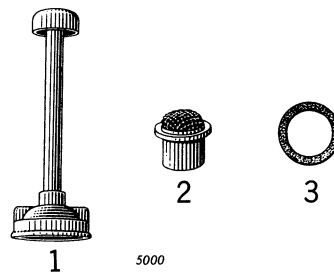
Key	Part No.	Serial No.	Description
1	AB 649 R	(325000–)	Stack, Air Cleaner Intake (BR only)
2	AB 616 R	(–)	Bracket, B798R, with Fin, Air Cleaner
3A	B 80 R	(–)	Gasket, Air Cleaner to Bracket
3B	D 1034 R	(–)	Gasket, Elbow to Carburetor
4	(B 778 R B 1488 R)	(–328999) (329000–)	Elbow, Carburetor Air Intake
5	D 488 R	(–)	Stud, Air Cleaner Bracket to Radiator Top Tank, 1/2" x 2"
6	B 78 R	(–)	Clamp, Air Cleaner Elbow Hose
7	B 77 R	(–)	Hose, Air Cleaner Elbow to Carburetor
8	AB 545 R	(–)	Stack, Air Cleaner Intake
9	(AB 1572 R)	(–)	Air Cleaner Complete with Fan Shaft Support (Sub. one AB4233R Air Cleaner and one B650R Fan Shaft Support on 325000–325560 and AB4233R Air Cleaner only on 325561–)
10	(AB 388 R AB 1574 R)	(–328999) (329000–329301)	Body, Air Cleaner (Sub. AB4233R Air cleaner)
11A	AB 389 R	(–329301)	Cup, Air Cleaner with Bottom Strap and Retaining Bolts
11B	AB 3477 R	(329302–)	Oil Cup, Complete (Sub. for AB1626R) (Also parts for 325000–329301 equipped with AB1572R Air Cleaner)
12	AB 1629 R	(329302–)	Clamp, Oil Cup (Also Parts for 325000–329301 equipped with AB1572R Air Cleaner)
13A	B 1569 R	(329302–)	Bolt, Oil Cup Clamp (Also Parts for 325000–329301 equipped with AB1572R Air Cleaner)
13B	(AB 390 R AB 822 R)	(–326217) (326218–329301)	Bolt, Cup Retaining, with Nut and Washer Bolt with Nut, Cup Retaining
14	24H 143 R	(–329301)	Washer, Cup Retaining Bolt
15	C 1572 R	(–329301)	Nut, Wing, Cup Retaining Bolt (Order AC1328R, Pkg. of 25)

CRANKCASE VENTILATOR

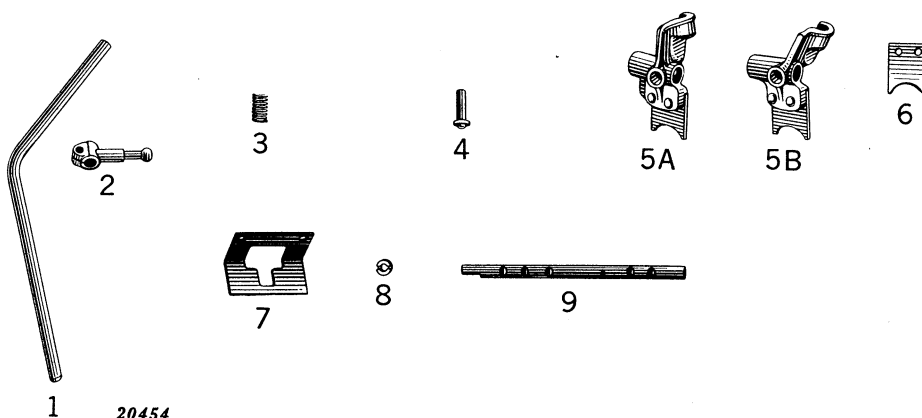


Key	Part No.	Serial No.	Description
1	B 60 R	(—)	Packing, Ventilator Pipe (2 used)
2	C 1705 R	(—)	Nut, Packing, Ventilator Pipe
3	B 1496 R	(—)	Pipe, Ventilator

CRANKCASE BREATHER

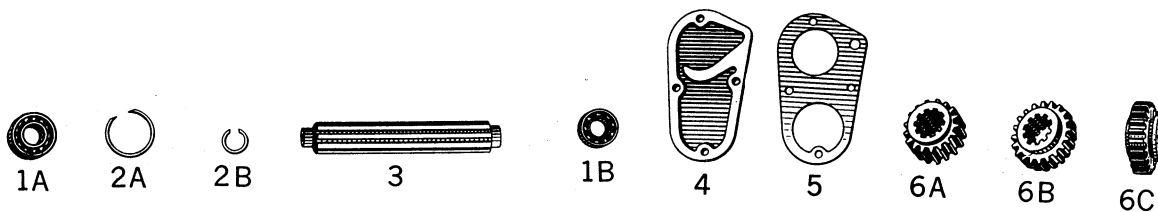


Key	Part No.	Serial No.	Description
1	AB 232 R	(—)	Cover, Breather, B55R, with Stack, Complete
2	AB 233 R	(—)	Core, Breather Filter
3	B 54 R	(—)	Gasket, Filter Core

GEAR SHIFT


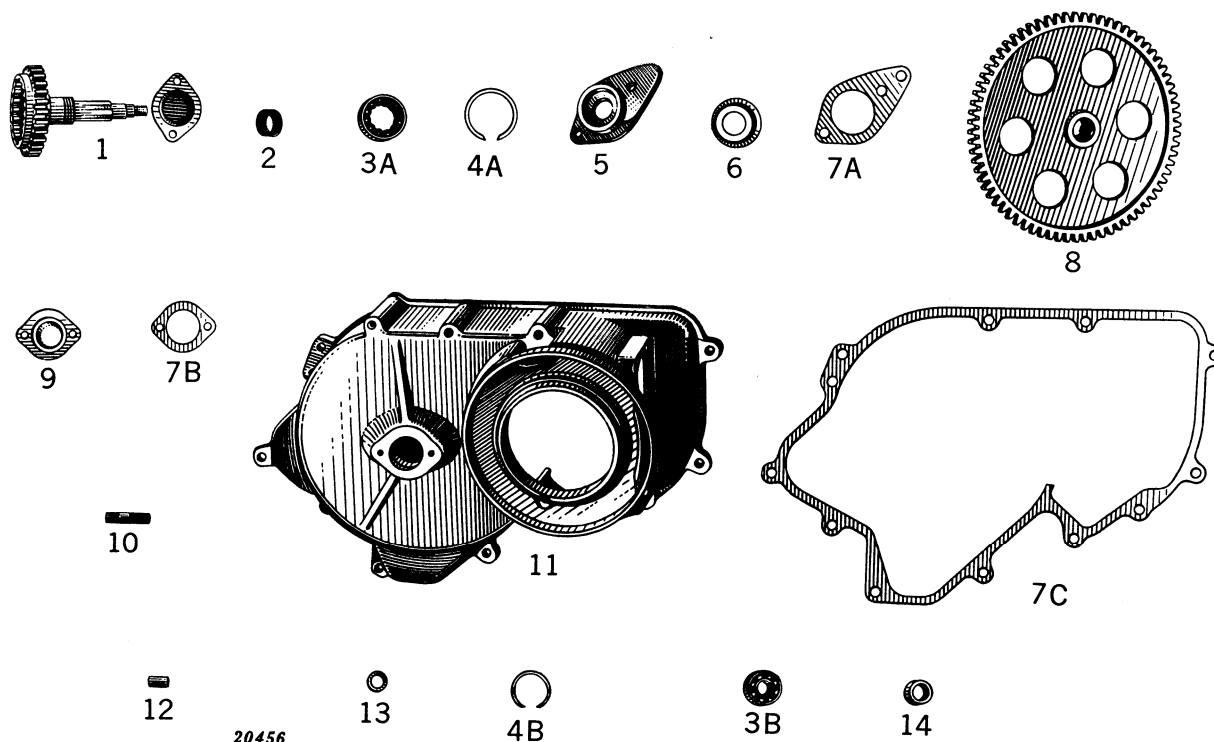
Key	Part No.	Serial No.	Description
1	B 710 R	(—)	Lever, Gear Shift
2	B 711 R	(—)	Arm, Gear Shift
3	B 374 R	(—)	Spring, Gear Shifter Pawl (3 used)
4	B 375 R	(—)	Pawl, Gear Shifter (3 used)
5A	AB 565 R	(—)	Shifter, B713R, Low and Reverse Gear, with Yoke
5B	AB 566 R	(—)	Shifter, B714R, Second Gear, with Yoke
6	B 371 R	(—)	Yoke, Gear Shifter
7	B 708 R	(—)	Interlock, Gear Shift
8	B 380 R	(—)	Screw, Gear Shift Adjusting
9	B 378 R	(—)	Shaft, Shifter
Part listed below is not illustrated:			
18H	30 R	(—)	Pin (Rivet) Transmission Cover Vent

SLIDING GEAR SHAFT



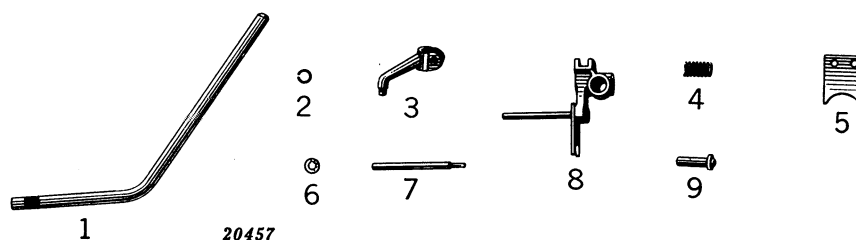
20455

Key	Part No.	Serial No.	Description
1A	JD 7664 R	(—)	Bearing, Sliding Gear Shaft, L. H.
1B	JD 7678 R	(—)	Bearing, Sliding Gear Shaft, R. H.
2A	B 334 R	(—)	Snap Ring, Sliding Gear Shaft, L. H. Bearing (2 used)
2B	A 378 R	(331661—)	Snap Ring, Sliding Gear Shaft L. H. Bearing (Parts for Tractors 325000—331660 on which the Sliding Gear Shaft has been replaced with Assembly AB1175R, Sliding Gear Shaft and Snap Ring)
3	AB 1175 R	(—)	Shaft, Sliding Gear, with Snap Ring
4	B 331 R	(—)	Cover, Sliding Gear Shaft, L. H. Bearing
5	B 330 R	(—)	Gasket, Sliding Gear and Countershaft L. H. Bearing Cover
6A	AB 4183 R	(—)	Pinion, First Speed Sliding (17 Teeth) (Sub. for B341R)
6B	AB 4192 R	(—)	Pinion, Sliding Gear Shaft Drive (20 Teeth) (Sub. for B343R)
6C	AB 4188 R	(—)	Pinion, Second Speed Sliding (22 Teeth) (Sub. for B1374R)

OVERDRIVE GEAR AND SHAFT AND FIRST REDUCTION GEAR


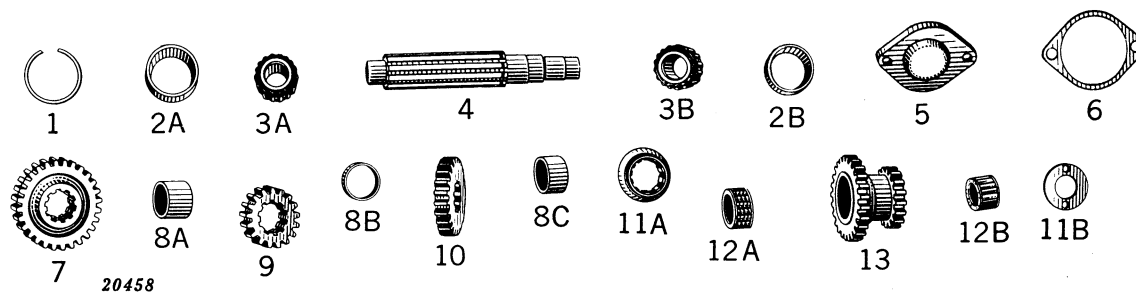
Key	Part No.	Serial No.	Description
1	AB 4158 R	(—)	Gear and Shaft, B1376R, Overdrive, with Nut and Bearing Cover (28 Teeth Outside and 20 Teeth Inside) (Sub. for AB1496R)
2	B 611 R	(—)	Nut, Sliding Gear Shaft Drive Gear
3A	JD 7538 R	(—)	Collar, Sliding Gear Shaft Drive Gear
3B	JD 7677 R	(—)	Bearing, Overdrive Gear and Shaft, L. H. End
4A	B 334 R	(—)	Bearing, Overdrive Gear and Shaft, R. H. End
4B	B 152 R	(—)	Snap Ring, Overdrive Gear and Shaft, Inside Bearing
5	AB 546 R	(—)	Snap Ring, First Reduction Gear (2 used)
6	B 620 R	(—)	Cover, B619R, Overdrive Gear and Shaft, L. H. Bearing
7A	B 335 R	(—)	Retainer, Overdrive Gear and Shaft, L. H. Bearing Cover
7B	B 156 R	(—)	Gasket, Overdrive Gear and Shaft, L. H. Bearing Cover
7C	B 154 R	(—)	Gasket, Overdrive, R. H. Bearing Cover
8	AB 3212 R	(—)	Gasket, First Reduction Gear Cover
9	B 157 R	(—)	Gear, First Reduction (Sub. for B240R)
10	K 3083 R	(—332808)	Cover, Overdrive R. H. Bearing
11	AB 1390 R	(—)	Stud, First Reduction Gear Cover to Case (1 used), 7/16" x 1-7/8"
12	B 153 R	(—)	Cover, B748R, First Reduction Gear, with Shroud and Dust Shield
13	24H 205 R	(—)	Pin, Dowel First Reduction Gear Cover (2 used)
14	AB 4108 R	(—)	Washer, Overdrive Gear and Shaft
			Spacer, First Reduction Gear (Sub. for B344R)

OVERDRIVE GEAR SHIFT

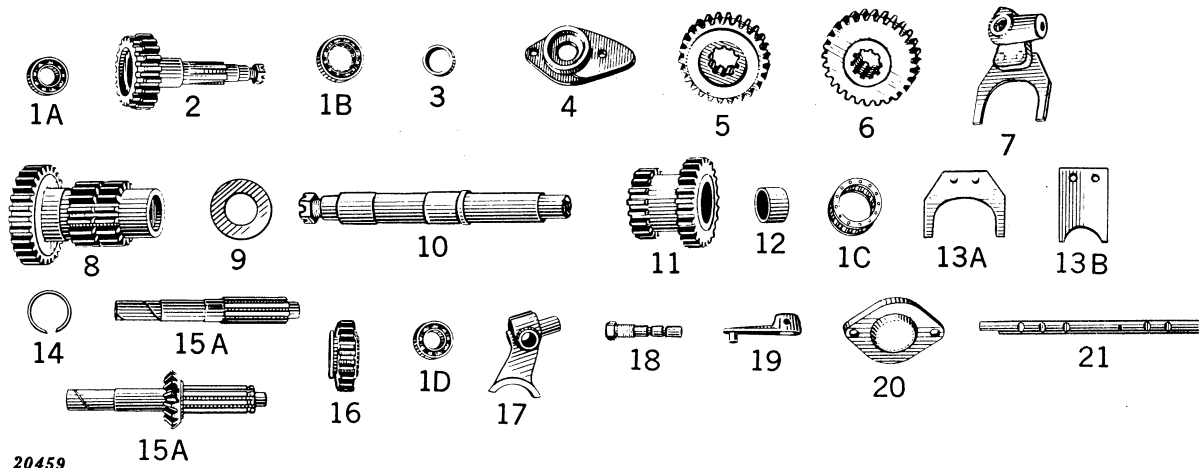


Key	Part No.	Serial No.	Description
1	B 709 R	(—)	Handle, Overdrive Shifter
2	B 387 R	(—)	Snap Ring, Overdrive Shifter Handle
3	B 388 R	(—)	Lever, Overdrive Shifter
4	B 374 R	(—)	Spring, Overdrive Shifter Pawl
5	B 371 R	(—)	Yoke, Overdrive Shifter
6	A 147 R	(—)	Washer, Key, Overdrive Shifter
7	(B 377 R, B 1984 R)	(—332094, 332095—)	Pin, Reverse Lockout
8	AB 313 R	(—)	Shifter, Overdrive, B376R, with Yoke and Reverse Lockout Pin
9	B 375 R	(—)	Pawl, Overdrive Gear Shifter

COUNTERSHAFT AND COUNTERSHAFT IDLER GEAR



Key	Part No.	Serial No.	Description
1	A 365 R	(—)	Snap Ring, Countershaft, L. H. Bearing
2A	JD 7405 R	(—)	Cup, Countershaft, L. H. Bearing
2B	JD 7404 R	(—)	Cup, Countershaft, R. H. Bearing
3A	JD 7367 R	(—)	Cone with Rollers, Countershaft, L. H. Bearing
3B	JD 7209 R	(—)	Cone with Rollers, Countershaft, R. H. Bearing
4	B 321 R	(—)	Countershaft
5	B 333 R	(—)	Housing, Countershaft, R. H. Bearing
6	(B 332 R, B 339 R)	(—)	Gasket, Countershaft, R. H. Bearing Housing (Thin)
	B 340 R	(—)	Gasket, Countershaft, R. H. Bearing Housing (Thick)
7	AB 4118 R	(—)	Shim, Countershaft, R. H. Bearing Housing (Steel)
8A	B 328 R	(—)	Gear, First Speed Countershaft (28 Teeth) (Sub. for B329R)
8B	B 327 R	(—)	Spacer, First Speed Gear
8C	B 325 R	(—)	Spacer, Differential Drive Pinion
9	AB 4180 R	(—)	Spacer, Second Speed Gear
10	AB 4123 R	(—)	Pinion, Differential Drive (17 Teeth) (Sub. for B1368R)
11A	AB 4221 R	(—)	Gear, Second Speed Countershaft (23 Teeth) (Sub. for B1373R)
11B	B 323 R	(—)	Washer, Idler Gear Thrust, L. H. (Sub. for B324R)
12A	JD 7527 R	(—)	Washer, Idler Gear Thrust, R. H.
12B	JD 7528 R	(—)	Roller Assembly, Countershaft Idler, L. H. Bearing
13	AB 4125 R	(—)	Roller Assembly, Countershaft Idler, R. H. Bearing
			Gear, Countershaft Idler (17 Teeth and 25 Teeth) (Sub. for B1375R)

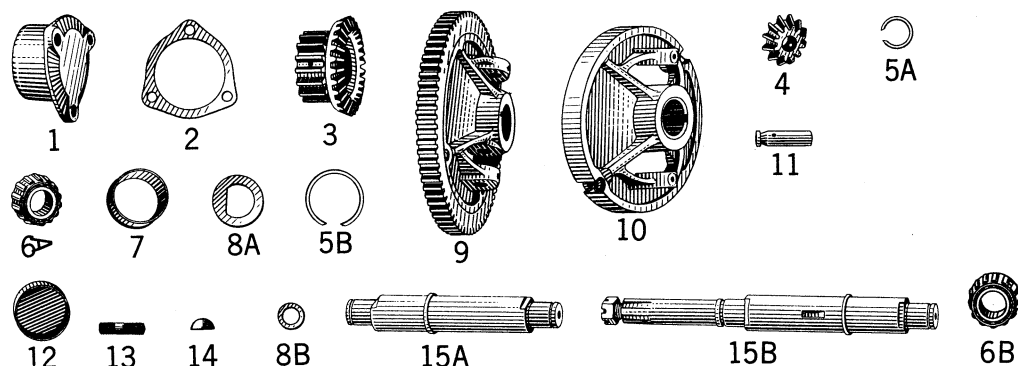
AB1410R, AB1432R, AND AB2946R SLOW SPEED GEAR ASSEMBLIES

Key	Part No.	Serial No.	Description
1A	JD 7661 R	(328629—)	Bearing, Sliding Gear Shaft, R. H.
1B	JD 7954 R	(328629—)	Bearing, Underdrive Gear and Shaft, L. H.
1C	JD 7910 R	(328629—)	Bearing, Countershaft Idler
1D	JD 7687 R	(328629—)	Bearing, Power Shaft Drive Shaft, R. H.
2	AB 4162 R	(328629—)	Gear, B1261R, and Shaft, with Nut, Underdrive (20 Teeth) (Sub. for AB1415R)
3	B 1262 R	(328629—)	Collar, Oil, Overdrive Gear and Shaft
4	AB 1416 R	(328629—)	Cover, B1263R, with Retainer, Underdrive Gear and Shaft L. H. Bearing
5	AB 4194 R	(328629—)	Pinion, Sliding Gear Shaft Drive (26 Teeth) (Sub. for B1260R)
6	AB 4177 R	(328629—)	Pinion, High Speed Sliding (28 Teeth) (Sub. for B1259R)
7	AB 1417 R	(328629—)	Shifter, B1264R, Underdrive Gear
8	AB 4132 R	(328629—)	Gear, Countershaft Cluster (17 Teeth-17 Teeth-28 Teeth) (Sub. for B1257R)
9	B 1254 R	(328629—)	Washer, Countershaft Idler R. H. Thrust
10	AB 1422 R	(328629—)	Countershaft with Nut
11	AB 4129 R	(328629—)	Gear, Countershaft Idler (19 and 25 Teeth) (Sub. for B1256R)
12	AB 4112 R	(328629—)	Spacer, Countershaft Idler Gear Bearing (Sub. for B1253R)
13A	B 1265 R	(328629—)	Yoke, Underdrive Shifter
13B	B 1268 R	(328629—)	Yoke, High Speed Gear Shifter
14	A 562 R	(328629—)	Snap Ring, Power Shaft Drive Shaft
15A	B 1248 R	(328629—)	Shaft, Power Shaft Drive
15B	AB 1411 R	(328629—)	Shaft, Power Shaft Drive, with Bevel Pinion
16	AB 4156 R	(328629—)	Gear, Power Shaft Sliding (18 Teeth) (Sub. for B1249R)
17	B 1251 R	(328629—)	Shifter, Power Shaft
18	B 1250 R	(328629—)	Shaft, Power Shaft Shifter
19	A 552 R	(328629—)	Arm, Power Shaft Shifter (Sub. for B1252R)
20	B 1258 R	(328629—)	Cover, Countershaft R. H. Bearing
21	B 1266 R	(328629—)	Shaft, Gear Shifter

AB1298R AND AB1588R HIGH SPEED GEAR ASSEMBLIES

Key	Part No.	Serial No.	Description
1	AB 4164 R	(325582—)	Gear, B1377R, and Shaft, Overdrive, with Nut (28 Teeth Outside and 16 Teeth Inside) (Sub. for AB1385R)
2	AB 4131 R	(325582—)	Gear, Countershaft Idler (17 Teeth and 29 Teeth) (Sub. for B1378R)
3	AB 4196 R	(325582—)	Pinion, Sliding Gear Shaft Drive (16 Teeth) (Sub. for B1170R)
4	AB 4152 R	(325582—)	Gear, Power Shaft Sliding (26 Teeth) (Sub. for B599R)
5	B 1171 R	(325582—)	Shifter, Power Shaft
6	B 1172 R	(325582—)	Shaft, Power Shaft Shifter
7	AB 4189 R	(—)	Pinion, Second Speed Sliding (24 Teeth) (Sub. for B1277R)
8	AB 4124 R	(—)	Gear, Second Speed Countershaft (21 Teeth) (Sub. for B1276R)

DIFFERENTIAL

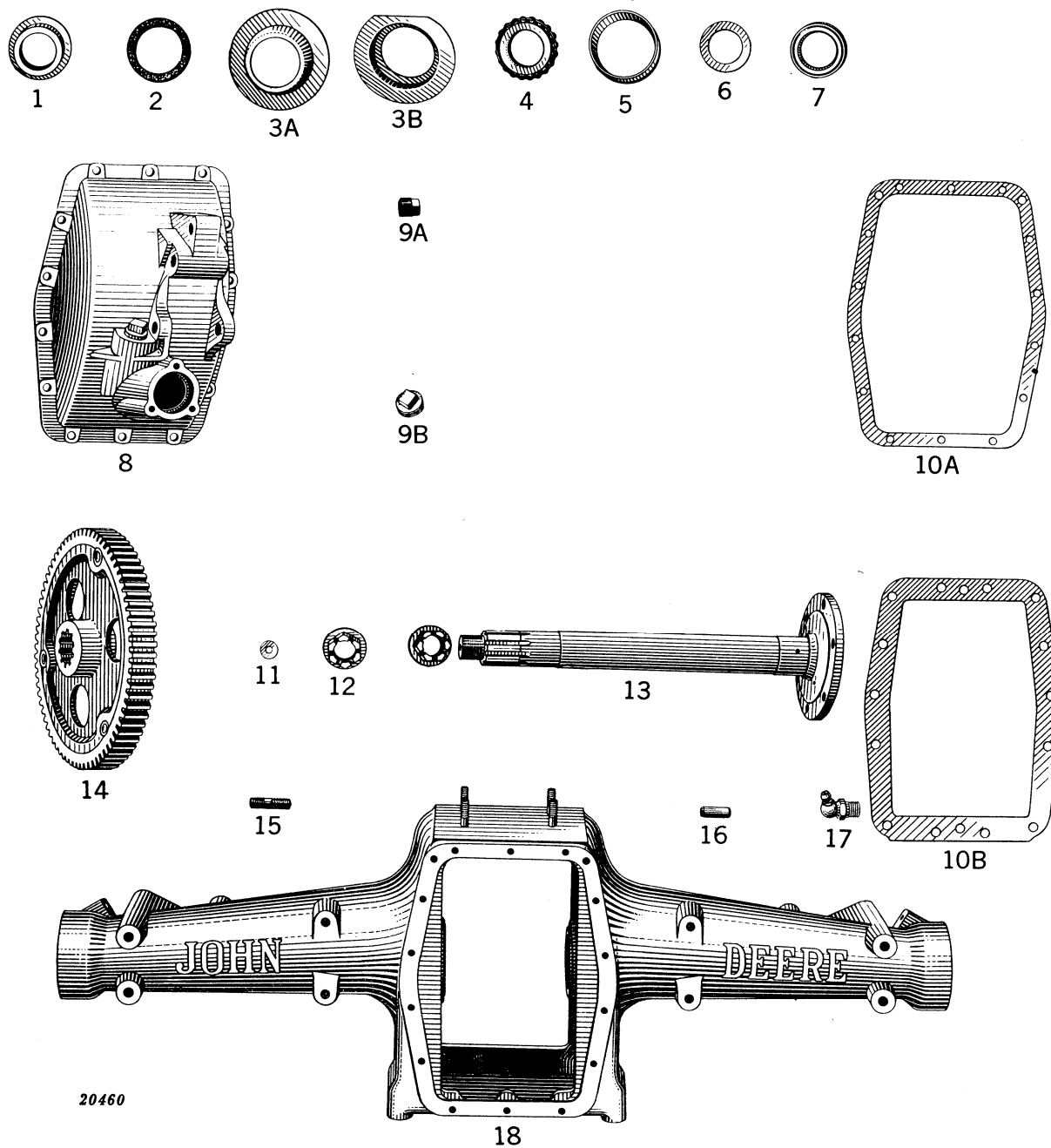


4972

Key	Part No.	Serial No.	Description
1	B 191 R	(—)	Quill, Differential Bearing (Used on Tractors with Differential Brakes)
2	B 192 R	(—)	Gasket, Differential Bearing Quill (Thin)
	B 193 R	(—)	Gasket, Differential Bearing Quill (Thick)
	B 194 R	(—)	Shim, Differential Bearing Quill (Steel)
3	AB 4136 R	(—)	Gear and Spur Pinion, Differential Bevel (Sub. for B1423R)
4	AB 4178 R	(—)	Pinion, Differential Bevel (Sub. for B184R)
5A	B 1402 R	(329000—)	Snap Ring on Differential Shaft, R. H. and L. H. End (BO Only)
	B 1402 R	(329000—)	Snap Ring on Differential Shaft, R. H. End (BR Only)
	B 1406 R	(329000—)	Snap Ring on Differential Shaft, L. H. End (BR Only)
5B	B 190 R	(—)	Snap Ring, Differential Shaft R. H. Bearing
6A	JD 7246 R	(—)	Cone with Rollers, Differential Bearing, R. H. (BR Only)
	JD 7246 R	(—328999)	Cone with Rollers, Differential Bearing, L. H. (BR Only)
	JD 7246 R	(—)	Cone with Rollers, Differential Bearing (Except BR)
6B	JD 7220 R	(329000—)	Cone with Rollers, Differential Bearing, L. H. (BR Only)
7	JD 7408 R	(—)	Cup, Differential Bearing
8A	B 188 R	(—)	Washer, Differential Thrust
8B	24H 685 R	(—)	Washer, on Differential Shaft (BR Only)
9	AB 4134 R	(—)	Gear and B2047R Keyed Spider, Differential (Sub. for AB1521R)
10	B 2047 R	(—)	Spider, Differential, Keyed (No longer sold, Sub. AB1521R)
11	AB 4228 R	(—)	Shaft, Differential Bevel Pinion (Sub. for B185R)
12	B 189 R	(—)	Cover, Differential Shaft R. H. Bearing
13	D 488 R	(—)	Stud, Differential Bearing Quill to Case 1/2" x 2"
14	26H 32 R	(—)	Key, Emergency Brake Drum to Differential Shaft (BR Only)
15A	B 186 R	(—328999)	Shaft, Differential (Except BR)
	B 1319 R	(329000—)	Shaft, Differential (BO Only)
15B	AB 1280 R	(—328999)	Shaft, Differential, with Nut (BR Only)
	AB 1523 R	(329000—)	Shaft, Differential, with Nut (BR Only)



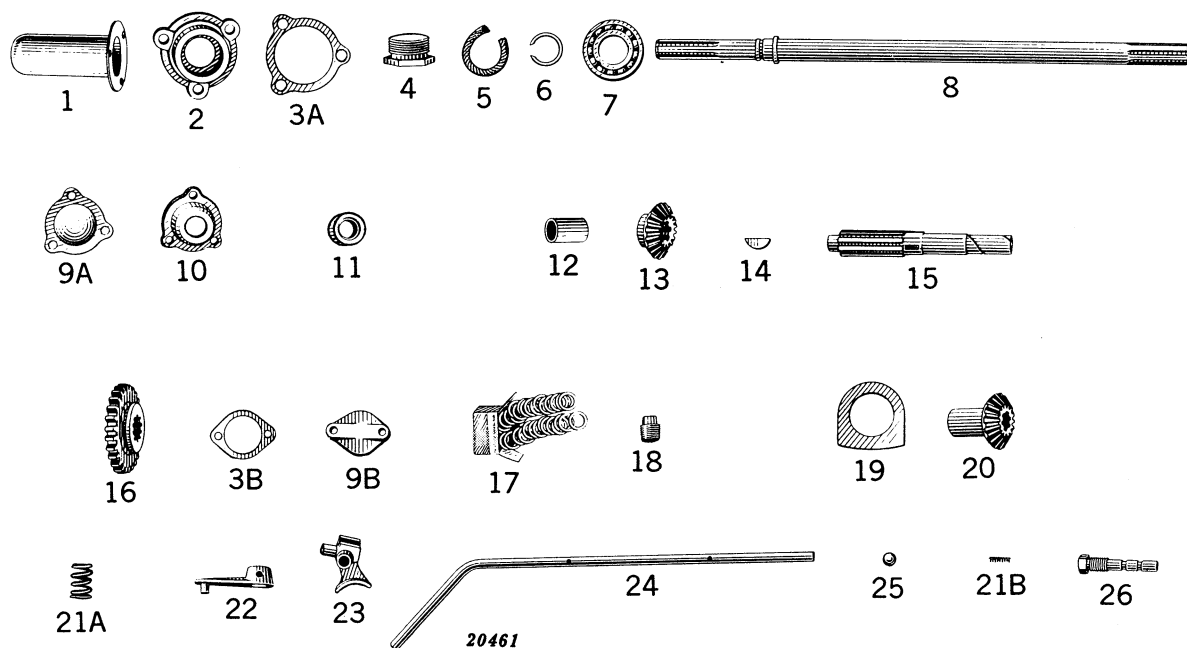
FINAL DRIVE



FINAL DRIVE—Continued

Key	Part No.	Serial No.	Description
1	AB 4102 R	(-328999)	Spacer, Rear Axle Bearing (Sub. for B347R)
	AB 4107 R	(-)	Spacer, Rear Axle Bearing (For BR Tractors equipped with Rear Wheel Brakes) (Sub. for B674R)
2	AB 4106 R	(329000—)	Spacer, Rear Axle Bearing (Sub. for B1344R)
	AA 666 R	(-)	Washer, Felt, Rear Axle Oil Seal (For BR Tractors equipped with Rear Wheel Brakes)
3A	AB 475 R	(-)	Washer, Felt, Rear Axle Oil Seal
	B 672 R	(-)	Retainer, Rear Axle Felt (For BR Tractors Equipped with Rear Wheel Brakes)
3B	B 733 R	(-328999)	Retainer, Rear Axle Felt
4	B 1397 R	(329000—)	
	JD 7242 R	(-)	Cone with Rollers, Rear Axle Bearing, Outer (For BR Tractors equipped with Rear Wheel Brakes)
	JD 7365 R	(-)	Cone with Rollers, Rear Axle Bearing, Inner (For BR Tractors equipped with Rear Wheel Brakes)
	JD 7365 R	(-328999)	Cone with Rollers, Rear Axle Bearing, Inner
	JD 7366 R	(-328999)	Cone with Rollers, Rear Axle Bearing, Outer
	JD 7393 R	(329000—)	Cone with Rollers, Rear Axle Bearing, Inner
	JD 7394 R	(329000—)	Cone with Rollers, Rear Axle Bearing, Outer
5	JD 7272 R	(-328999)	Cup, Rear Axle Bearing, Inner and Outer
	JD 7272 R	(-)	Cup, Rear Axle Bearing, Inner (For BR Tractors equipped with Rear Wheel Brakes)
	JD 7292 R	(-)	Cup, Rear Axle Bearing, Outer (For BR Tractors equipped with Rear Wheel Brakes)
	JD 7417 R	(329000—)	Cup, Rear Axle Inner and Outer Bearing
6	B 409 R	(-328999)	Washer, Rear Axle Oil Seal (Steel)
	B 409 R	(-)	Washer, Rear Axle Oil Seal (Steel) (For BR Tractors equipped with Rear Wheel Brakes)
7	B 1183 R	(329000—)	Washer, Rear Axle Oil Seal
	AB 718 R	(-)	Oil Seal, Rear Axle, Inner Bearing (For BR Tractors equipped with Rear Wheel Brakes)
	AB 718 R	(-328999)	Oil Seal, Rear Axle, Inner Bearing
	AB 1325 R	(329000—)	
8	AB 2520 R	(-)	Cover, B769R, Rear Axle Housing, with Filler Plug
9A	15H 239 R	(330264—)	Plug, Pipe, Rear Axle Housing Cover Oil Filler 1"
9B	15H 280 R	(332092—)	Plug, Pipe, Rear Axle Housing Drain
	15H 281 R	(-332091)	
	15H 240 R	(-330246)	Plug, Pipe, Rear Axle Housing Cover Oil Filler
10A	B 308 R	(-)	Gasket, Rear Axle Cover to Housing
10B	B 351 R	(-)	Gasket, Rear Axle Housing to Case
11	A 4231 R	(-)	Washer, Final Drive Gear Retaining (Sub. for A2764R)
12	B 350 R	(-)	Nut, Rear Axle Shaft
13	AB 716 R	(-328999)	Shaft, Rear Axle, R. H., with Nut
	AB 717 R	(-328999)	Shaft, Rear Axle, L. H., with Nut
	AB 804 R	(-)	Shaft, Rear Axle, R. H. with Nut (For BR Tractors equipped with Rear Wheel Brakes)
	AB 807 R	(-)	Shaft, Rear Axle, L. H., with Nut (For BR Tractors equipped with Rear Wheel Brakes)
	AB 1593 R	(329000—)	Shaft, Rear Axle, R. H. with Nut
	AB 1594 R	(329000—)	Shaft, Rear Axle, L. H. with Nut
14	AB 4141 R	(329000—)	Gear, Final Drive, with B2119R Spider (Sub. for B1184R and AB2990R) (Sub. for AB3299R)
	AB 4140 R	(-328999)	Gear, Final Drive, with B2135R Spider (Sub. for B179R and AB3095R) (Sub. for AB3311R)
	AB 4140 R	(-)	Gear, Final Drive, with B2135R Spider (Sub. for B179R and AB3095R) (For BR Tractors equipped with Rear Wheel Brakes) (Sub. for AB3311R)
15	D 488 R	(-)	Stud, Rear Axle Housing to Main Case, 1/2" x 2" (2 used)
16	C 1220 R	(-)	Pin, Dowel, Rear Axle Housing to Transmission Case (2 used)
17	JD 7760	(-)	Fitting, Grease, No. 1612
18	AB 3184 R	(329000—)	Housing, B1336R, Rear Axle, with Studs and Nuts
	AB 3179 R	(-)	Housing, B669R, Rear Axle, with Studs (For BR Tractors equipped with Rear Wheel Brakes)
	AB 2725 R	(-328999)	Housing, B729R, Rear Axle with Studs



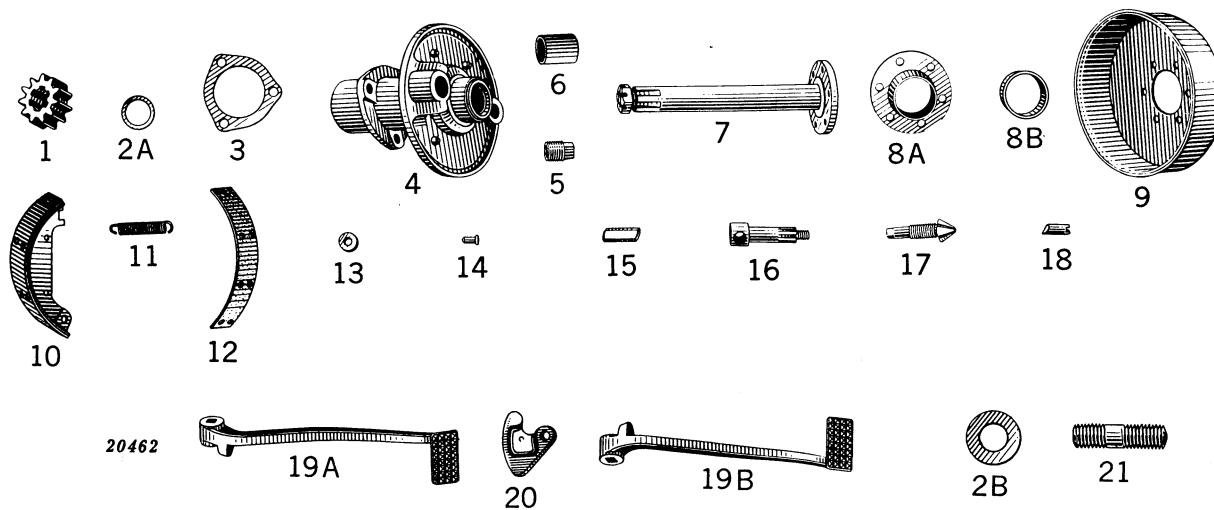
POWER SHAFT

Key	Part No.	Serial No.	Description
1	A 1242 R	(—)	Guard, Power Shaft End
2	A 774 R	(—331076)	Box, Stuffing, Power Shaft Rear End
3A	A 574 R	(—331076)	Gasket, Power Shaft Stuffing Box
	A 574 R	(—331076)	Gasket, Power Shaft Guard
	A 574 R	(331077—)	Gasket, Power Shaft Oil Seal Housing
	A 574 R	(331077—)	Gasket, Power Shaft Opening Cover
3B	B 315 R	(—)	Gasket, Power Shaft Drive Shaft, R. H. Bearing Cover (Thin)
	B 316 R	(—)	Gasket, Power Shaft Drive Shaft, R. H. Bearing Cover (Med.)
	B 317 R	(—)	Gasket, Power Shaft Drive Shaft, R. H. Bearing Cover (Thick)
4	A 775 R	(—331076)	Gland, Power Shaft Rear End Packing
5	A 575 R	(—331076)	Packing, Power Shaft Rear End (3 used)
6	A 572 R	(—)	Snap Ring, Power Shaft Rear End
	B 387 R	(333915—)	Snap Ring on Power Shaft Shifter Lever
7	JD 7664 R	(—)	Bearing, Power Shaft, Rear
	JD 7678 R	(—)	Bearing, Power Shaft Drive Shaft, R. H.
8	B 307 R	(—333099)	Shaft, Power, 1-7/64" x 30-3/16"
	B 2065 R	(333100—)	Shaft, Power, 1-3/8" x 32-3/16"
9A	B 1680 R	(331077—)	Cover, Power Shaft Opening
9B	B 314 R	(—)	Cover, Power Shaft Drive Shaft, R. H. Bearing
10	A 2543 R	(331077—333099)	Housing, Power Shaft Oil Seal
	B 2079 R	(333100—)	
11	AA 2296 R	(333100—)	Seal, Oil, Power Shaft
	AB 2578 R	(331077—333099)	

POWER SHAFT—Continued

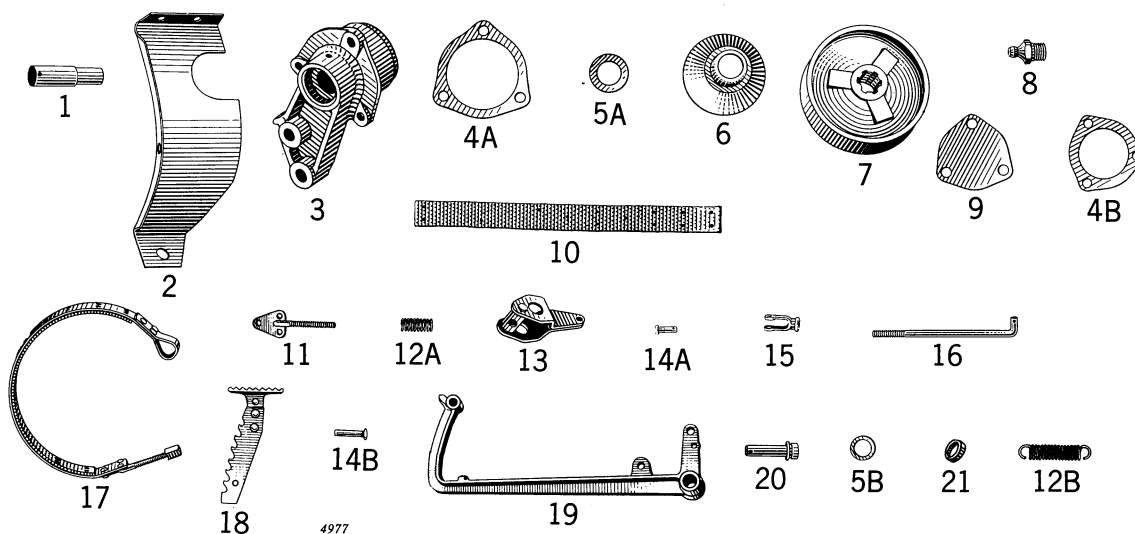
Key	Part No.	Serial No.	Description
12	(A 558 R	(—)	Bushing, Power Shaft Bevel Gear (Bronze)
	(B 313 R	(—)	Bushing, Power Shaft Drive Shaft
13	AB 4197 R	(—)	Pinion, Power Shaft Bevel Drive (Sub. for B587R)
14	(26H 19 R	(—)	Key, Woodruff, Power Shaft Drive Shaft to Bevel Pinion
	(26H 14 R	(333951—)	Key, Woodruff, in Power Shaft Shifter Lever
15	B 588 R	(—)	Shaft, Power Shaft Drive
16	AB 4152 R	(—)	Gear, Power Shaft Sliding (26 Teeth) (Sub. for B599R)
17	AD 1770 R	(—)	Washer, Lead, Power Shaft Drive Shaft, R. H. Bearing Cover Cap Screw (2 used) (Pkg. of 50)
18	15H 237 R	(—)	Plug, Pipe, in Power Shaft Shifter Hole
19	A 559 R	(—)	Washer, Power Shaft Bevel Gear Thrust
20	AB 4147 R	(—)	Gear, Bevel, on Power Shaft (Sub. for B586R)
21A	D 377 R	(—)	Spring, Power Shaft Shifter, Hand Lever
21B	D 993 R	(—)	Spring, Power Shaft Shifter Yoke
22	A 552 R	(—)	Arm, Power Shaft Shifter
23	B 420 R	(—)	Shifter, Power Shaft Gear
24	(B 320 R	(—333950)	Lever, Power Shaft Shifter Hand (Cancelled, Sub. one A552R, one B387R, one B2137R, and one 26H14R)
	(B 2137 R	(333951—)	Lever, Power Shaft Shifter
25	405 R	(—)	Ball, Power Shaft Shifter
26	B 419 R	(—)	Shaft, Power Shaft Shifter

DIFFERENTIAL BRAKES



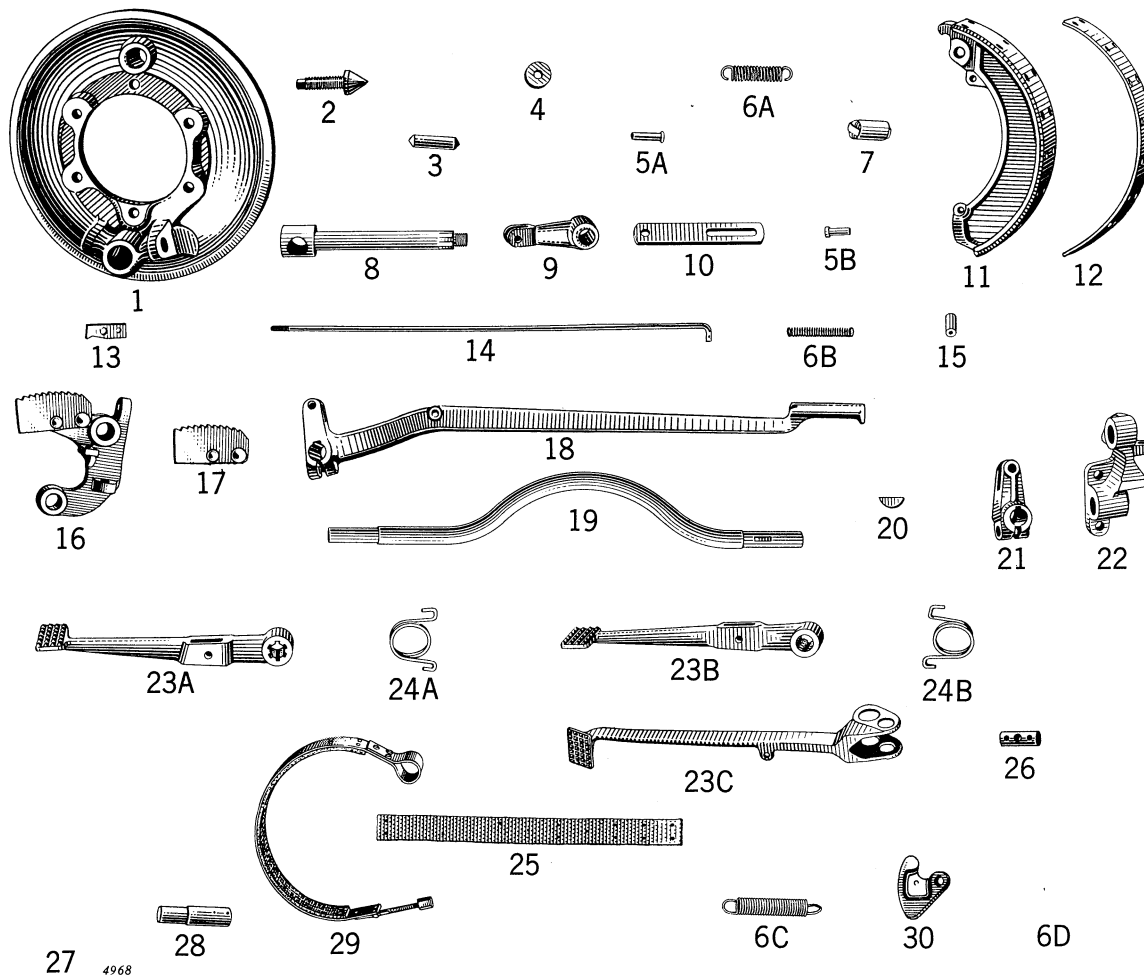
Key	Part No.	Serial No.	Description
1	AB 4175 R	(—)	Pinion, Brake Shaft (Sub. for B234R)
2A	B 233 R	(—)	Washer, Brake Shaft Pinion
2B	24H 481 R	(—)	Washer, Brake Latch and Brake Lever Shaft (no longer sold)
3	B 238 R	(—)	Gasket, Brake Housing to Transmission Case, R. H.
	B 651 R	(—)	Gasket, Brake Housing to Transmission Case, L. H. (BR only)
4	AB 676 R	(—)	Housing, B636R, Brake with Bushing, R. H.
	AB 677 R	(—)	Housing, B637R, Brake with Bushing, L. H.
5	15H 255 R	(—)	Plug, Pipe, in Brake Housing, 1/8" Sq. Head
6	B 219 R	(—)	Bushing, Brake Shaft (Inner)
	B 638 R	(—)	Bushing, Brake Shaft (Outer)
7	AB 874 R	(—)	Shaft, Brake, R. H., with Nut
	AB 875 R	(—)	Shaft, Brake, L. H., with Nut
8A	B 231 R	(—)	Guard, Brake Shaft Dust (Inner)
8B	B 220 R	(—)	Guard, Brake Shaft Dust (Outer)
9	B 230 R	(—)	Drum, Brake
10	AB 279 R	(—)	Shoe, Brake, with Lining
11	B 228 R	(—)	Spring, Brake Shoe
12	AB 3848 R	(—)	Lining, Brake Shoe, with Rivets (Pkg. of four B223R. Linings and 24 Rivets)
13	B 224 R	(—)	Roller, Brake Shoe (Sub. AB4057R)
14	AB 4057 R	(—)	Roller, Brake Shoe, with Washers and Pins (Sub. for AB2565R)
15	B 2110 R	(—)	Cam, Brake (Sub. for A321R)
16	B 226 R	(—)	Shaft, Brake Lever
17	A 151 R	(—)	Screw, Brake Adjusting
18	B 227 R	(—)	Pin, Brake Adjusting
19A	B 643 R	(—)	Pedal, Brake, L. H.
19B	B 642 R	(—)	Pedal, Brake, R. H.
20	B 639 R	(—)	Latch, Brake (BO only)
21	D 488 R	(—)	Stud, Brake Housing to Case, 1/2" x 2"

SERVICE BRAKE (BR ONLY)



Key	Part No.	Serial No.	Description
1	B 717 R	(—)	Shaft, Brake Band Anchor Lever
2	B 732 R	(—)	Guard, Brake Shaft Dust
3	B 716 R	(—)	Housing, Brake
4A	B 192 R	(—)	Gasket, Differential Bearing Quill (Thin)
	B 193 R	(—)	Gasket, Differential Bearing Quill (Thick)
	B 194 R	(—)	Shim, Differential Bearing Quill (Steel)
4B	B 238 R	(—)	Gasket, Brake Housing Opening Cover
5A	AB 632 R	(—)	Washer, Felt, Brake Housing
5B	24H 234 R	(—)	Washer, on Brake Band Anchor Lever Shaft
6	B 718 R	(—)	Retainer, Brake Housing, Felt
7	B 719 R	(—)	Drum, Brake
8	JD 7759	(—)	Fitting, Grease, No. 1610
9	B 715 R	(—)	Cover, Brake Housing Opening
10	B 721 R	(—)	Lining, Brake Band
11	A 981 R	(—)	End, Brake Band Adjusting
12A	D 1950 R	(—)	Spring, Brake Band Adjusting
12B	A 348 R	(—)	Spring, Brake Lever
13	AB 570 R	(—)	Lever, Brake Band
14A	C 1067 R	(—)	Pin, Brake Rod Yoke
14B	A 986 R	(—)	Pin, Brake Pedal
15	C 284 R	(—)	Yoke, Brake Operating
16	B 723 R	(—)	Rod, Brake Operating
17	AB 568 R	(—)	Band, Brake, with Lining
18	AA 586 R	(—)	Pedal with Latch, Brake
19	A 988 R	(—)	Lever, Brake
20	B 764 R	(—)	Pin, Brake Lever, Pivot
21	D 960 R	(—)	Spacer, Brake Lever, Pivot

REAR WHEEL BRAKES (BR ONLY)



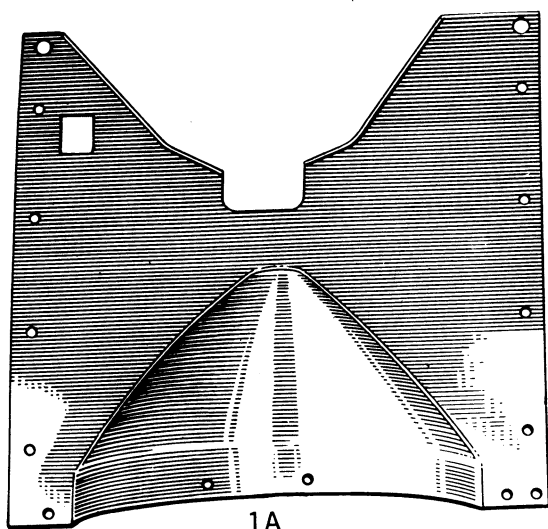
Key	Part No.	Serial No.	Description
1	A 1363 R	(—)	Carrier, Brake Shoe
2	A 1364 R	(—)	Screw, Brake Adjusting
3	A 1366 R	(—)	Pin, Brake Adjusting
4	D 2594 R	(—)	Roller, Brake Shoe
5A	D 2595 R	(—)	Pin, Brake Shoe Roller
5B	B 178 R	(—)	Pin, Brake Control Link
6A	A 348 R	(—)	Spring, Brake Shoe
6B	D 2608 R	(—)	Spring, Hand Lever Pawl Rod
6C	C 1224 R	(—)	Spring, Brake Pedal (Parts Only for Service Brake on BR Tractors equipped with Rear Wheel Brakes)
6D	D 1950 R	(—)	Spring, Brake Band Adjusting
7	D 3402 R	(—)	Cam, Brake (Sub. for D2596R)
8	B 686 R	(—)	Shaft, Cam, Rear Wheel Brake
9	A 1376 R	(—)	Lever, Brake Cam
10	B 886 R	(—)	Link, Brake Control
11	AA 1043 R	(—)	Shoe, Brake, A1367R, with Facing
12	A 1368 R	(—)	Facing, Brake Shoe
13	D 2606 R	(—)	Pawl, Hand Lever
14	A 1374 R	(—)	Rod, Hand Lever Pawl
15	D 2609 R	(—)	Button, Hand Lever Pawl Rod
16	AB 805 R	(—)	Bracket, B688R, Brake Shaft, with Latch Plate, L. H.
17	A 1375 R	(—)	Plate, Latch
18	A 1373 R	(—)	Lever, Brake Hand
19	B 689 R	(—)	Shaft, Cross
20	26H 22 R	(—)	Key, Woodruff, in Brake Cross Shaft, 1/4" x 1"
21	A 1371 R	(—)	Lever, Brake Cross Shaft
22	B 687 R	(—)	Bracket, Brake Shaft, R. H.
23A	A 1460 R	(—)	Pedal, Brake, L. H.
23B	A 1459 R	(—)	Pedal, Brake, R. H.

REAR WHEEL BRAKES (BR ONLY)—Continued

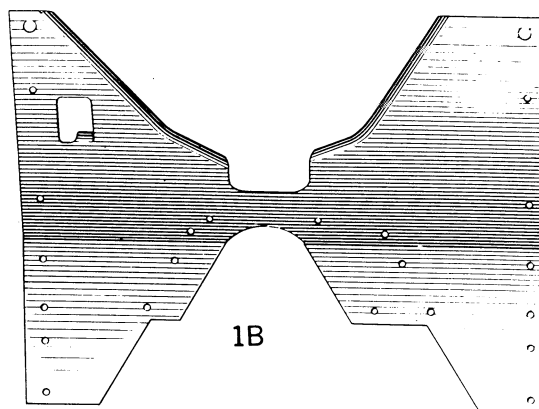
Key	Part No.	Serial No.	Description
23C	B 678 R	(—)	Pedal, Brake (Parts Only for Service Brakes on BR Tractors equipped with Service Brakes)
24A	A 1461 R	(—)	Spring, Brake Pedal, R. H.
24B	A 1462 R	(—)	Spring, Brake Pedal, L. H.
25	B 721 R	(—)	Lining, Brake Band
26	A 1323 R	(—)	Pin, Brake Pedal (Parts Only for Service Brake on BR Tractors equipped with Rear Wheel Brakes)
27	B 676 R	(—)	Housing, Brake (Parts Only for Service Brake on BR Tractors equipped with Rear Wheel Brakes)
28	A 1319 R	(—)	Pin, Brake Pedal Pivot (Parts Only for Service Brake on BR Tractors equipped with Rear Wheel Brakes)
29	AB 778 R	(—)	Band with Lining, Brake (Parts Only for Service Brake on BR Tractors equipped with Rear Wheel Brakes)
30	B 639 R	(—)	Latch, Brake (Parts Only for Service Brake on BR Tractors equipped with Rear Wheel Brakes)



PLATFORM



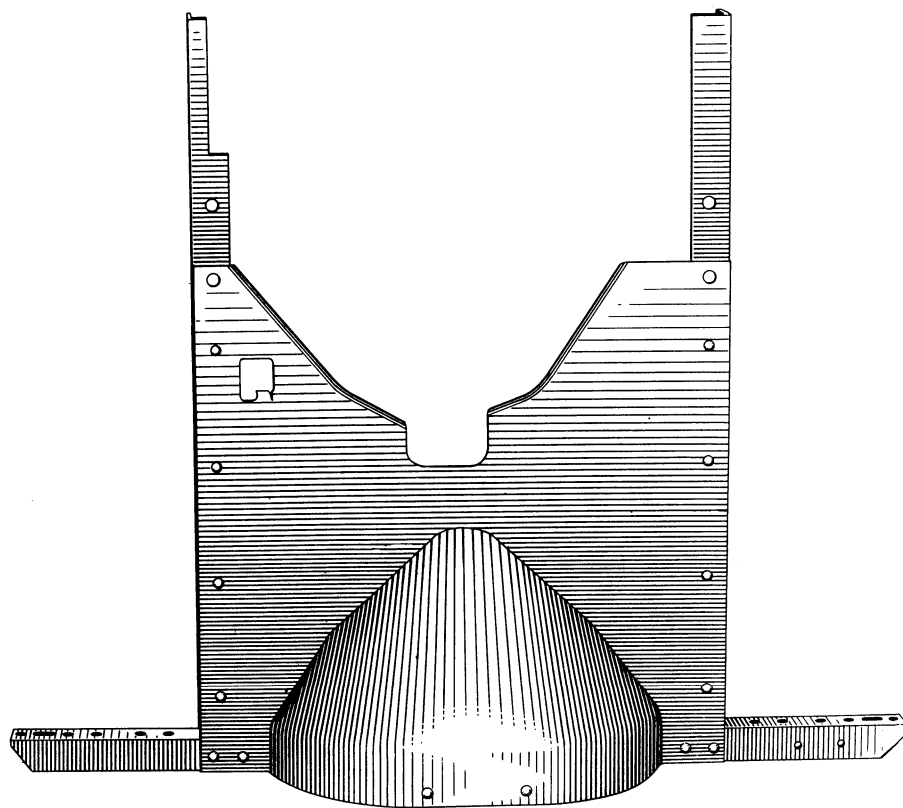
1A



1B



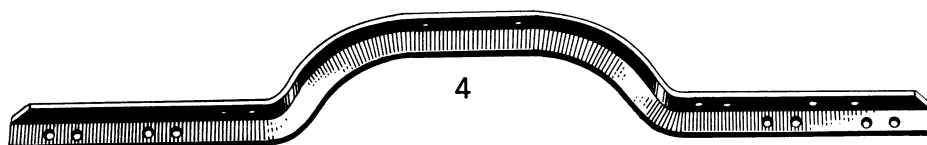
2A



3A



2B

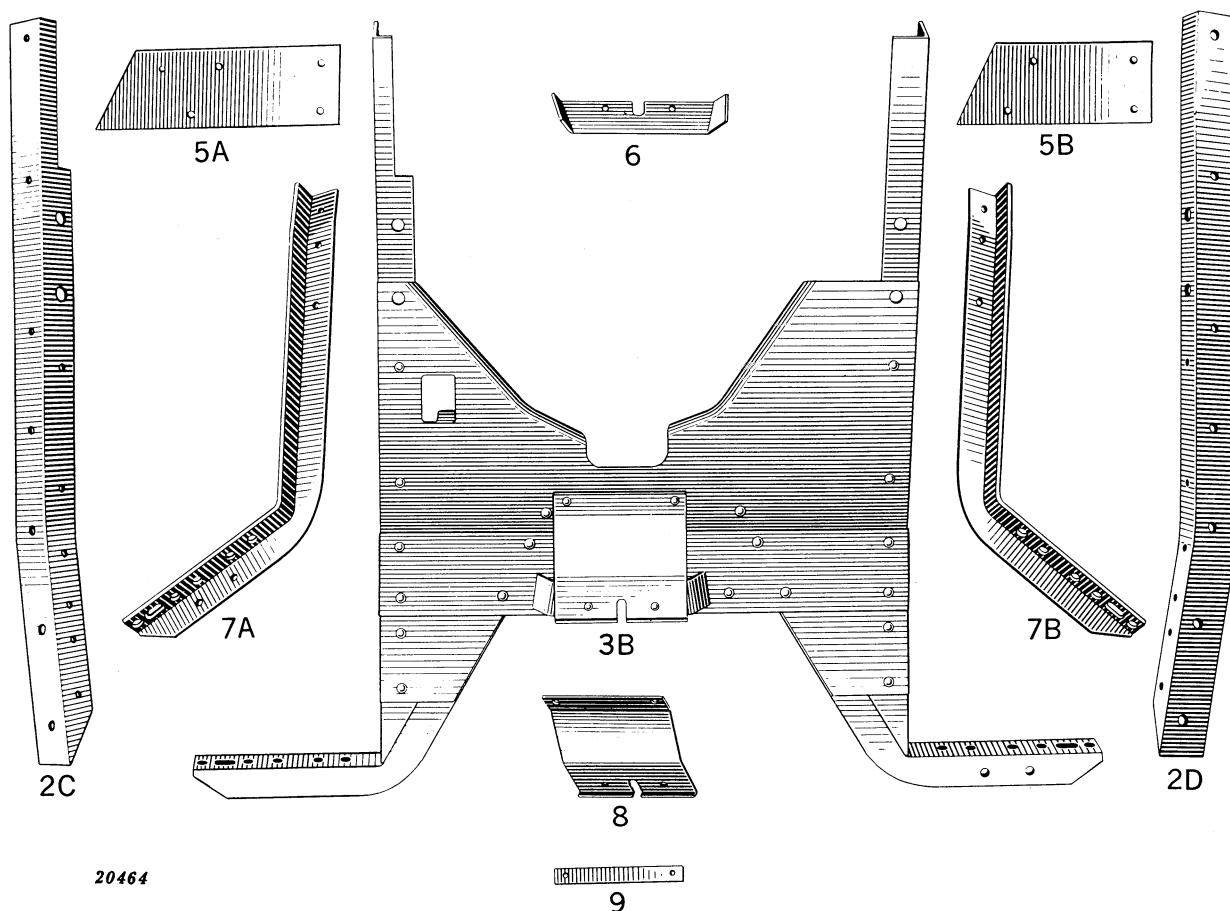


4

20463



PLATFORM—Continued



20464

Key	Part No.	Serial No.	Description
1A	B 819 R	(-327159)	Platform*
	B 895 R	(327160-331076)	
	B 901 R	(-331076)	Platform (Parts for BR Tractors equipped with Rear Wheel Brakes)*
1B	B 1697 R	(331077-)	Platform*
2A	B 821 R	(-326008)	Support, Platform, L. H.*
	B 862 R	(326009-327159)	
2B	B 820 R	(-326008)	Support, Platform, R. H.*
	B 861 R	(326009-327159)	
2C	B 897 R	(-331076)	Support, Platform, L. H. (Parts for BR Tractors equipped with Rear Wheel Brakes)*
	B 897 R	(327160-331076)	Support, Platform, L. H.*
	B 1701 R	(331077-)	
2D	B 896 R	(-331076)	Support, Platform, R. H. (Parts for BR Tractors equipped with Rear Wheel Brakes)*
	B 896 R	(327160-331076)	Support, Platform, R. H.*
	B 1700 R	(331077-)	
3A	AB 552 R	(-326008)	Platform with Support and Cross Angle*
	AB 740 R	(326009-327159)	Platform with Support and Cross Angle
	AB 985 R	(327160-331076)	Platform with Support and Cross Angles (Sub. AB2611R)
3B	AB 991 R	(-331076)	Platform with Support and Cross Angles (Sub. AB2612R) (Parts for BR Tractors equipped with Rear Wheel Brakes)
	AB 2611 R	(331077-333099)	Platform with Supports (Sub. for AB985R)
	AB 2612 R	(331077-333099)	Platform with Supports (Sub. for AB991R)
4	B 822 R	(-326008)	Cross Angle, Platform, 53-5/8" Long*
	B 860 R	(326009-327159)	Cross Angle, Platform, 52-1/4" Long*
	B 898 R	(-331076)	Cross Angle, Fender (Parts for BR Tractors equipped with Rear Wheel Brakes)*
	B 898 R	(327160-331076)	Cross Angle, Fender
5A	B 1709 R	(331077-)	Plate, Reinforcing, R. H.
5B	B 1710 R	(331077-)	Plate, Reinforcing, L. H.*
6	B 1705 R	(331077-333099)	Support, Pivot Plate*
7A	B 1702 R	(331077-)	Angle, R. H.

*Not Stocked



PLATFORM—Continued

Key	Part No.	Serial No.	Description
7B	B 1703 R	(331077–)	Angle, L. H.
8	A 2542 R	(331077–333099)	Plate, Pivot, Universal Shield
9	B 1706 R	(331077–)	Reinforcement, Platform*
Parts listed below are not illustrated.			
	A 2955 R	(333100–)	Plate, Pivot, Universal Shield
	AB 3177 R	(333100–)	Platform with Supports
	AB 3213 R	(333100–)	Platform with Supports (Parts for BR Tractors equipped with Rear Wheel Brakes)*
	B 1698 R	(331077–)	Platform (Parts for BR Tractors equipped with Rear Wheel Brakes)*
	B 2080 R	(333100–)	Support, Pivot Plate*
	AB 3177 R	(–331076)	Platform with Supports°
	AB 3213 R	(–331076)	Platform with Supports (Used on Tractors with Rear Wheel Brakes)*

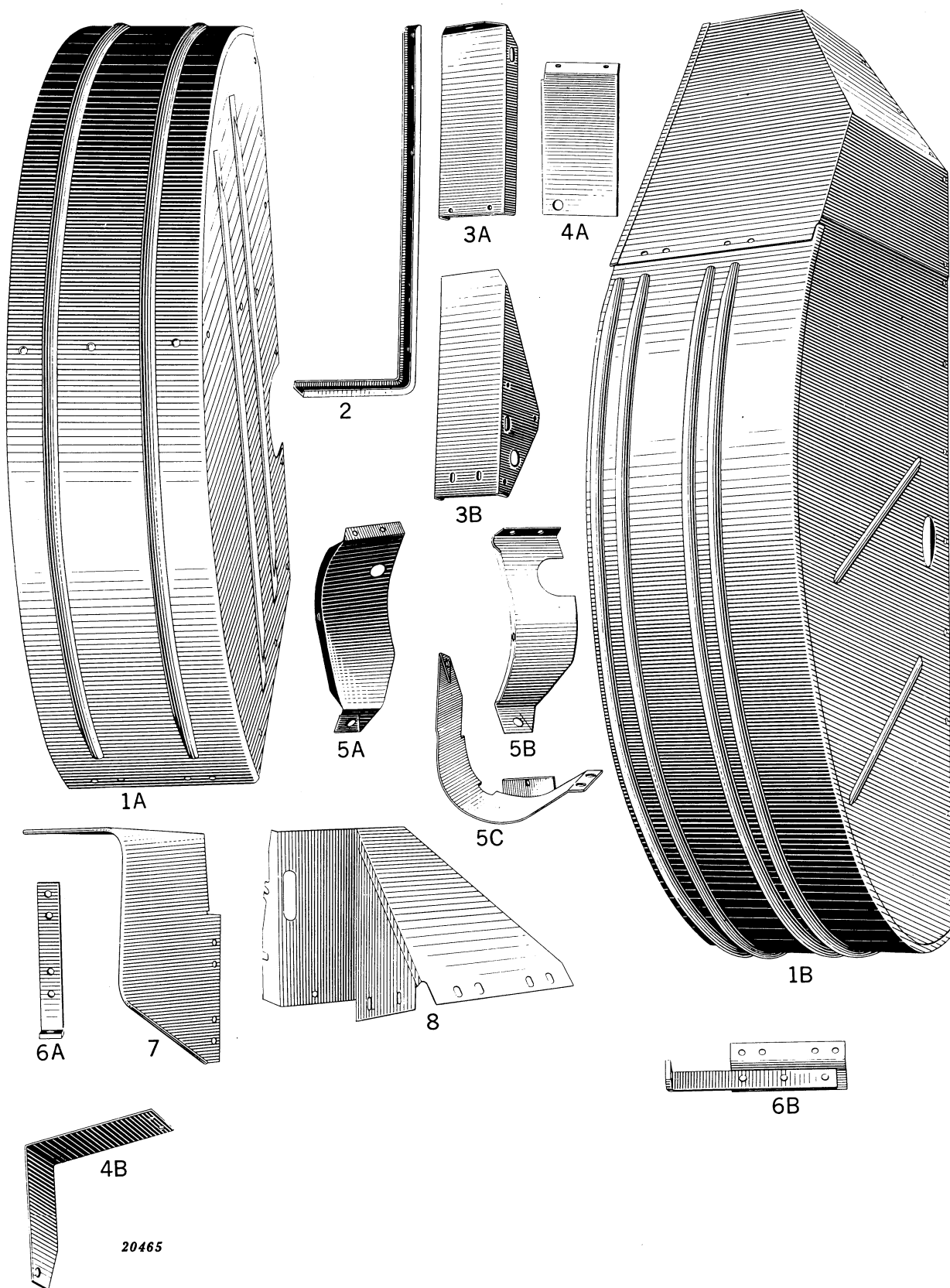
*Not stocked

°Parts for Tractor equipped with Drawbar and Power Take-Off Conversion Assembly.



MEMORANDA

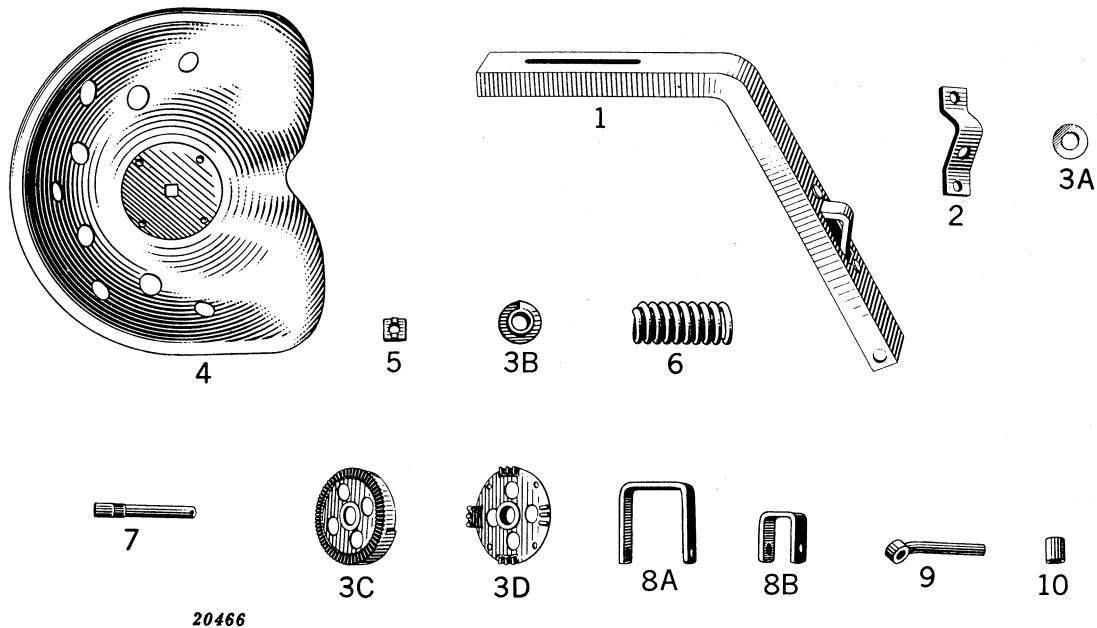
FENDERS



FENDERS—Continued

Key	Part No.	Serial No.	Description
1A	AB 624 R	(—326008)	Fender, R. H.
	AB 625 R	(—326008)	Fender, L. H.
	AB 736 R	(326009–327159)	Fender, R. H.
	AB 737 R	(326009–327159)	Fender, L. H.
	AB 981 R	(327160—)	Fender with Brace, R. H.
	AB 982 R	(327160—)	Fender with Brace, L. H.
	AB 987 R	(—)	Fender with Brace, R. H. (Parts for BR Tractors equipped with Rear Wheel Brakes)
	AB 988 R	(—)	Fender with Brace, L. H. (Parts for BR Tractors equipped with Rear Wheel Brakes)
1B	AB 655 R	(—326008)	Fender, Citrus, R. H.
	AB 656 R	(—326008)	Fender, Citrus, L. H.
	AB 742 R	(326009–327159)	Fender, Citrus, R. H.
	AB 743 R	(326009–327159)	Fender, Citrus, L. H.
	AB 993 R	(327160—)	Fender, Citrus, R. H.
	AB 994 R	(327160—)	Fender, Citrus, L. H.
2	B 839 R	(—)	Brace, Fender, R. H. Front
	B 840 R	(—)	Brace, Fender, L. H. Front
3A	B 835 R	(—)	Shield, Dust, R. H. (BR only)
3B	B 836 R	(—)	Shield, Dust, L. H.
4A	B 837 R	(—)	Extension, Dust Shield, R. H.
4B	B 644 R	(—)	Extension, Dust Shield, L. H. (BO only)
5A	B 838 R	(—325703)	Guard, Dust, Brake
5B	B 732 R	(325704—)	Guard, Dust, Brake (Parts for BR Tractors equipped with Rear Wheel Brakes)
5C	AB 788 R	(—)	
6A	B 630 R	(—)	Support, Citrus Fender, L. H., Front
6B	AB 659 R	(—)	Support, Citrus Fender, R. H., Front
7	AB 836 R	(325795—)	Fender, Front, L. H. (BO only)
8	AB 628 R	(—)	Guard, Pulley
Parts listed below are not illustrated.			
	B 906 R	(327160—)	Support, Side, Citrus Fender, R. H.
	B 907 R	(327160—)	Support, Side, Citrus Fender, L. H.

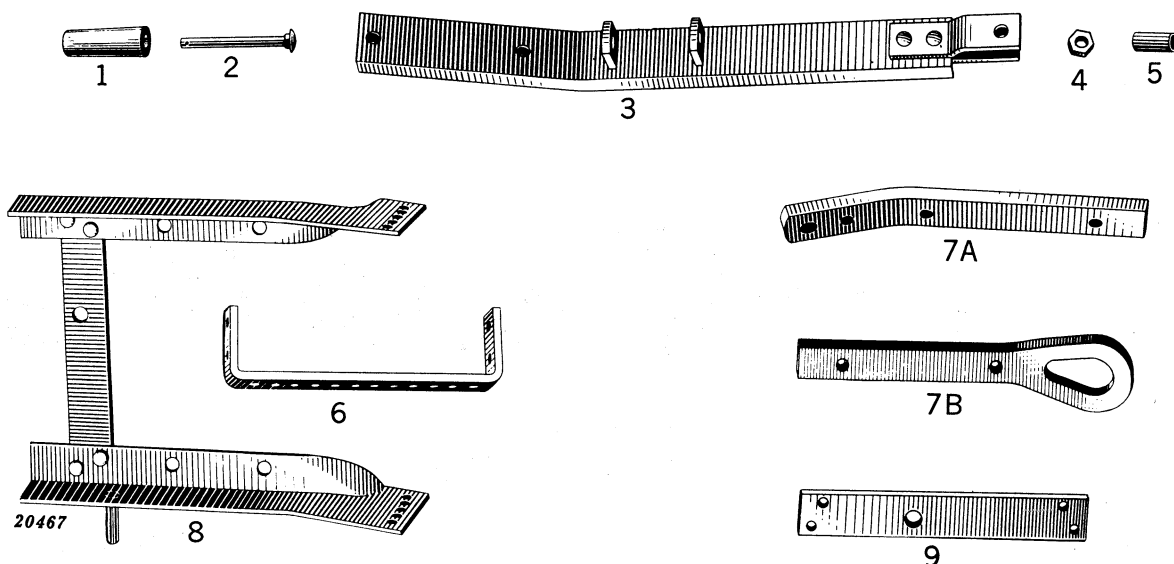


SEAT

Key	Part No.	Serial No	Description
1	AB 2613 R	(—)	Support, Seat, with Spring Bracket
2	A 2545 R	(—)	Bracket, Seat Spring (Parts for AB2613R)
3A	(24H 482 R	(330539—)	Washer on Seat to Seat Support Bolt
	(24H 490 R	(—)	Washer on Seat to Channel Seat Support Bolt (Adjustable Seat)
3B	C 1982 R	(—)	Washer, Seat Spring
3C	A 2756 R	(—)	Washer, Seat Adjusting, Lower (Adjustable Seat)
3D	A 2755 R	(—)	Washer, Seat Adjusting, Upper (Adjustable Seat)
4	AD 1606 R	(—)	Seat
5	A 333 R	(—)	Nut, Seat Spring Bolt, Special (Order AA4965R, Pkg. of 25)
6	A 618 R	(—)	Spring Seat
7	C 1980 R	(—)	Pin, Channel Seat Support
8A	B 845 R	(—)	Strap, Seat Channel Stop
8B	B 847 R	(—)	Strap, Seat Spring Bolt
9	D 1797 R	(—330538)	Nut, Seat Clamp
10	(28H 1502 R	(330539—)	Spacer, Seat Bolt
	(28H 380 R	(—330538)	Spacer, Seat Clamp



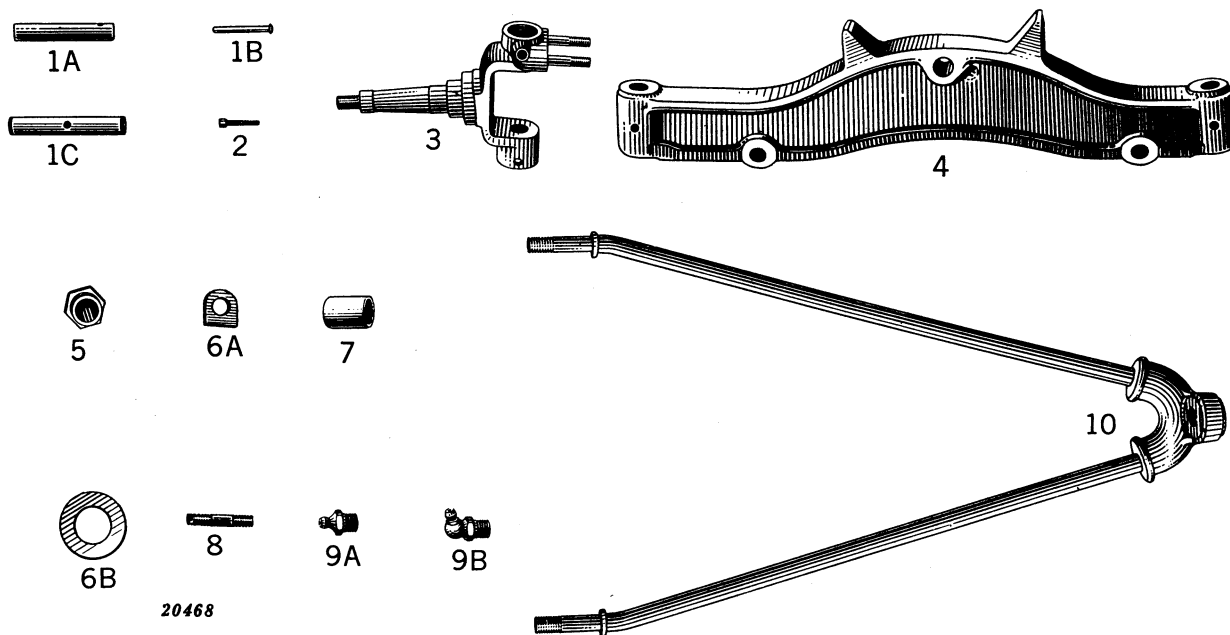
DRAWBAR



Key	Part No.	Serial No.	Description
1	A 850 R	(—)	Roller, Drawbar
2	A 507 R	(—)	Pin, Drawbar Roller
3	(AB 579 R	(—333099)	Drawbar, Swinging
	(AB 3175 R	(333100—)	
4	A 334 R	(—)	Nut, Drawbar to Front Support Bolt, Grip (Order AA4966R, Pkg. of 25)
5	D 349 R	(—)	Spacer, Drawbar Support
6	(B 72 R	(—333099)	Support, Drawbar, Rear
	(B 2078 R	(333100—)	
7A	A 1822 R	(327621—333099)	End, Drawbar
7B	A 1020 R	(—327620)	
8	AB 580 R	(—)	Support, Drawbar, with Brake Lever Pivots
9	B 765 R	(—)	Support, Drawbar, Front
Parts listed below are not illustrated.			
	F 817 R	(—333099)	Clamp, Swinging Drawbar
	B 2145 R	(333100—)	
	A 2953 R	(333100—)	End, Drawbar
	A 2955 R	Plate, Pivot*

*Parts for Tractors equipped with Drawbar and Power Take-Off Conversion Assembly.

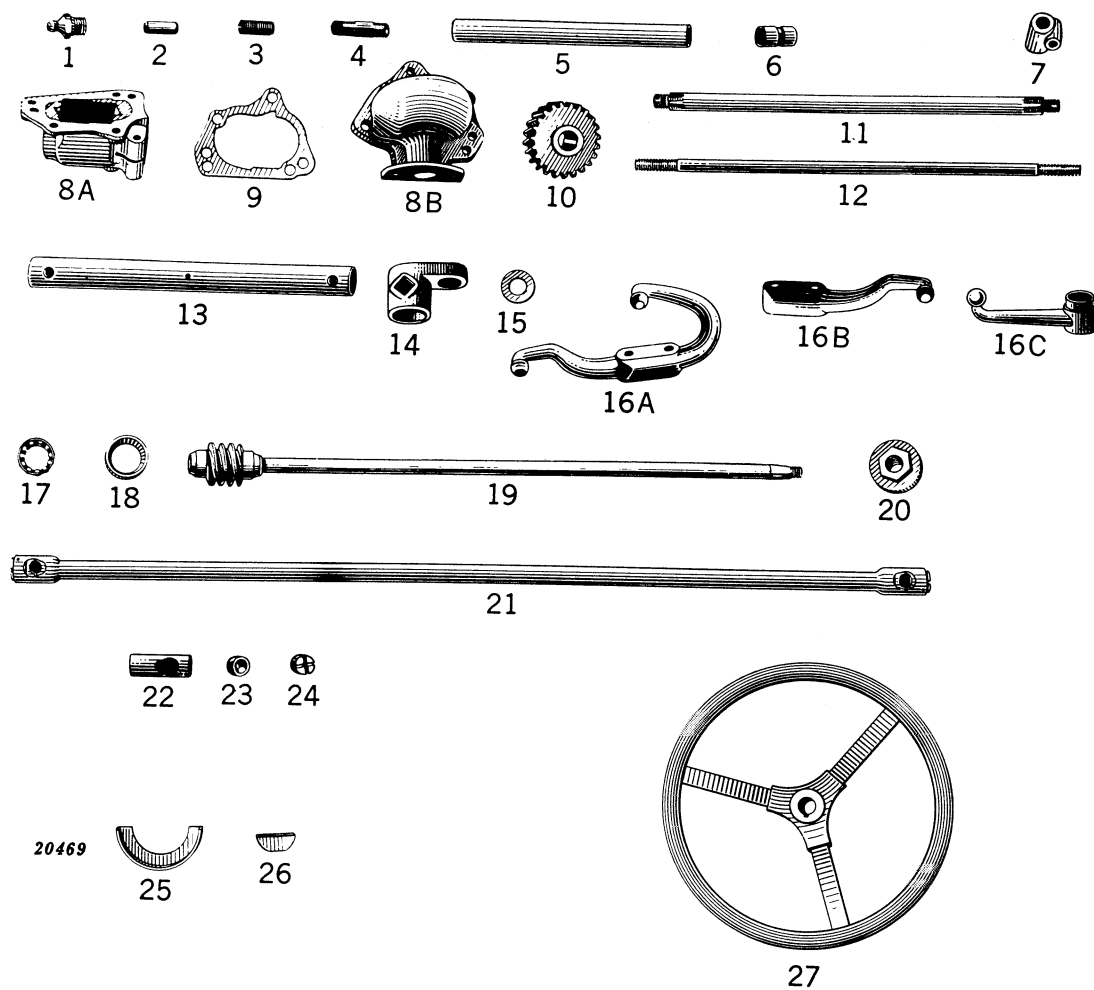
FRONT AXLE



FRONT AXLE—Continued

Key	Part No.		Serial No.		Description
1A	B	816 R	(—) Pin, Front Axle Pivot
1B	B	817 R	(—) Pin, Front Axle Pivot Pin (Drilled)
1C	B	809 R	(—) Pin, Spindle
2	B	818 R	(—) Bolt, Taper, Spindle Pin
3	AB	870 R	(—) Knuckle, Front Wheel, with Bushings, Dust Excluders and Studs
4	B	811 R	(—) Axle, Front
5	D	1881 R	(—) Cap, Dust Knuckle
6A	B	810 R	(—) Washer, Spindle Pin
6B	D	2629 R	(—) Washer, Radius Rod Pivot
7	B	815 R	(—) Bushing, Radius Rod Pivot
	B	842 R	(—) Bushing, Front Wheel Knuckle (4 used)
8	B	814 R	(—) Stud, Radius Rod Pivot, 3/4" x 3-3/4"
9A	JD	7759	(—) Fitting, Grease, No. 1610, Front Axle and Knuckle (5 used)
9B	JD	7760	(—) Fitting, Grease, No. 1612, Radius Rod Pivot
10	AB	618 R	(—) Rod, Radius, with Pivot

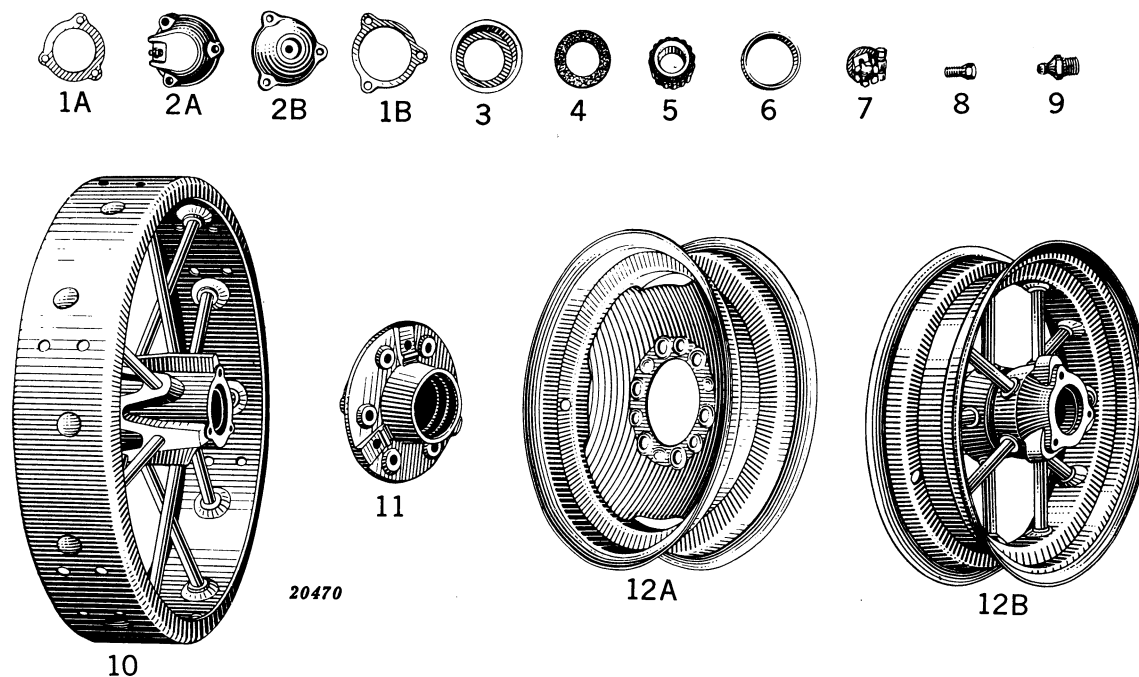
STEERING PARTS



STEERING PARTS—Continued

Key	Part No.	Serial No.	Description
1	JD 7759	(—)	Fitting, Grease, No. 1610, in Steering Worm Housing
	JD 7759	(—)	Fitting, Grease, No. 1610, in Drag Link and Tie Rod
	JD 7759	(—)	Fitting, Grease, No. 1610, in Steering Shaft Lower Bushing
	JD 7759	(—)	Fitting, Grease, No. 1610, in Steering Shaft Upper Bearing
2	C 1220 R	(—)	Pin, Dowel, Steering Housing
3	C 977 R	(—)	Screw, Adjusting, Steering Gear Shaft
4	294 R	(—)	Stud, Steering Housing to Case, 1/2" x 1-11/16"
	B 805 R	(—)	Stud, Steering Arm to Knuckle, 9/16" x 3" (4 used)
5	B 754 R	(—)	Tube, Vertical Steering Shaft
6	B 812 R	(—)	Bushing, Steering Gear Shaft, Vertical (Lower)
7	AB 214 R	(—)	Bearing, B36R, with Grease Fitting, Steering Shaft, (Upper)
8A	D 1769 R	(—)	Housing, Steering Worm
8B	B 782 R	(—)	Housing, Steering Gear
9	C 1231 R	(—)	Gasket, Steering Worm Housing (Thick)
	C 1242 R	(—)	Gasket, Steering Worm Housing (Thin)
10	AB 4201 R	(—)	Wheel, Steering Worm (Sub. for B781R)
11	AB 1279 R	(—)	Shaft and Washer, Steering Gear, Vertical
12	B 807 R	(—)	Rod, Tie
13	B 789 R	(—)	Support, Steering Shaft, Rear
14	A 946 R	(—)	Bracket, Steering Shaft Bearing
15	D 1768 R	(—)	Washer, Oil Seal and Steering Worm Adjusting Nut
	24H 496 R	(—)	Washer on Steering Gear Vertical Shaft
16A	B 803 R	(—)	Arm, Steering, R. H.
16B	B 804 R	(—)	Arm, Steering, L. H.
16C	B 788 R	(—)	Arm, Steering Gear
17	JD 7205 R	(—)	Roller Assembly, Steering Worm
18	JD 7253 R	(—)	Cup, Steering Worm Bearing
19	AA 567 R	(—)	Shaft, Steering with Worm
20	D 1766 R	(—)	Nut, Adjusting, Steering Worm
21	AB 644 R	(—)	Link, Drag
22	B 808 R	(—)	End, Tie Rod
23	B 786 R	(—)	Bearing, Ball Stud, Drag Link and Tie Rod
24	B 787 R	(—)	Plug, Screw, Drag Link and Tie Rod
25	A 1424 R	(—)	Excluder, Dust, Front Wheel
26	26H 17 R	(—)	Key, Steering Wheel Woodruff
27	AA 380 R	(—)	Wheel, Steering (Sub. for AB218R)

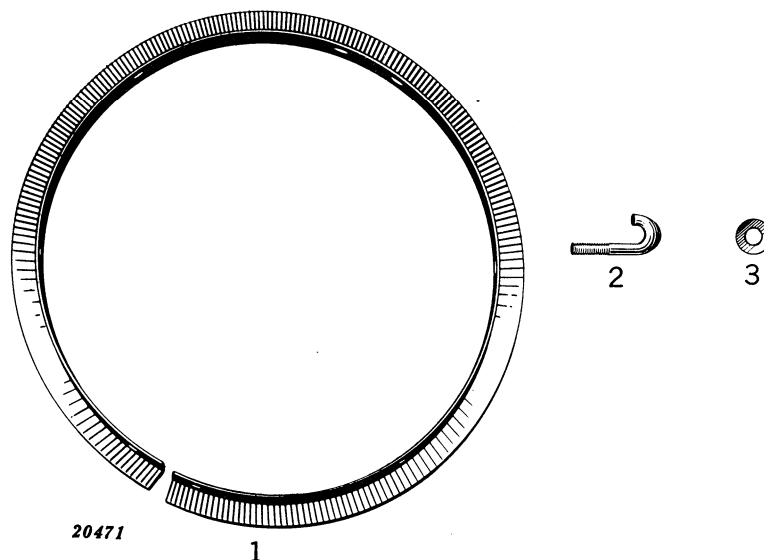
FRONT WHEELS



Key	Part No.	Serial No.	Description
1A	B 102 R	(—)	Gasket, Front Wheel Hub Cap
1B	C 677 R	(—)	
2A	AB 867 R	(327910—)	Cap, Hub, B920R, with Grease Fitting
2B	AC 119 R	(—332041)	Cap, Hub, C167R, with Grease Fitting
3	B 89 R	(—)	Retainer, Front Wheel (Felt)
4	AB 474 R	(—)	Washer, Felt, Front Wheel
5	JD 7209 R	(—)	Cone with Rollers, Front Wheel, Outside Bearing
	JD 7222 R	(—)	Cone with Rollers, Front Wheel, Inside Bearing
6	JD 7259 R	(—)	Cup, Front Wheel, Outside Bearing
	JD 7266 R	(—)	Cup, Front Wheel, Inside Bearing
7	AB 1032 R	(326783—)	Nut, Front Wheel Bearing, with Cap Screw
8	JD 17 R	(—)	Bolt, Front Wheel Hub to Disk and Rim (Disk Type Wheel)
	JD 19 R	(—)	Bolt (Use with JD1268R Wheel)
9	JD 7759	(—)	Fitting, Grease, No. 1610, Front Wheel Hub Cap
10	AB 642 R	(—)	Wheel, Front, with Bearing Cups
11	AB 1018 R	(327910—)	Hub, B919R, Front Wheel, with Cups (Will fit 325000—)
12A	JD 1261 R	(—)	Disk and Rim, Front Wheel (Sub. one JD1275R Wheel)
	JD 1268 R	(—)	Disk and Rim, Front Wheel (Reversible) (For 5.50x16" Rubber Tire)
			(When used with A3004R or A3566R Hubs and six JD19R Bolts)
	JD 1275 R	(—)	Disk and Rim, Front Wheel (Reversible) (For 5.50x16" 6- or 8-Ply Rubber Tires) (When used with AB1018R Hub and six JD17R Bolts)
12B	AB 809 R	(—)	Wheel, Front, with Bearing Cups (For 5.25" and 5.50"x16" Rubber Tires) (Sub. for AB688R) (Sub. one JD1268R Wheel, one AA3643R Hub and six JD19R Bolts)



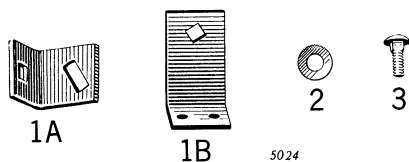
MEMORANDA

GUIDE BANDS AND MISCELLANEOUS FRONT WHEEL EQUIPMENT

Key	Part No.	Serial No.	Description
1	AA 341 R (—)		Band, Front Wheel Guide (two A215R) 1-1/2" High
	AA 383 R (—)		Band, Front Wheel Guide (two A777R) 2" High
	AC 650 R (—)		Band, Front Wheel Guide (two C1732R) 2-1/2" High
2	A 1828 R (—)		Bolt, Hook, Wheel Weight
3	(24H 481 R (—)		Washer on Weight to Wheel Bolt (3 used)
	(24H 490 R (—)		Washer on Hook Bolt (3 used)

Part listed below is not illustrated.

AA 388 R (—)	Bolt for Front Wheel Guide Band (sixteen 7H720R with Nuts and Lock Washers)
----------------	---


ROAD BANDS

Key	Part No.	Serial No.	Description
1A	C 2148 R (—)		Support, Rear Wheel (For Road Band)
1B	B 578 R (—)		Support, Road Band
2	D 938 R (—)		Washer, Drive Wheel Support to Wheel Bolt
3	(D 411 R (—)		Bolt, Rear Wheel Support to Road Band Support (Order AD2803R, Pkg. of 25)
	(D 411 R (—)		Bolt, Rear Wheel Support to Rear Wheel (Road Band) (Order AD2803R, Pkg. of 25)

Part listed below is not illustrated.

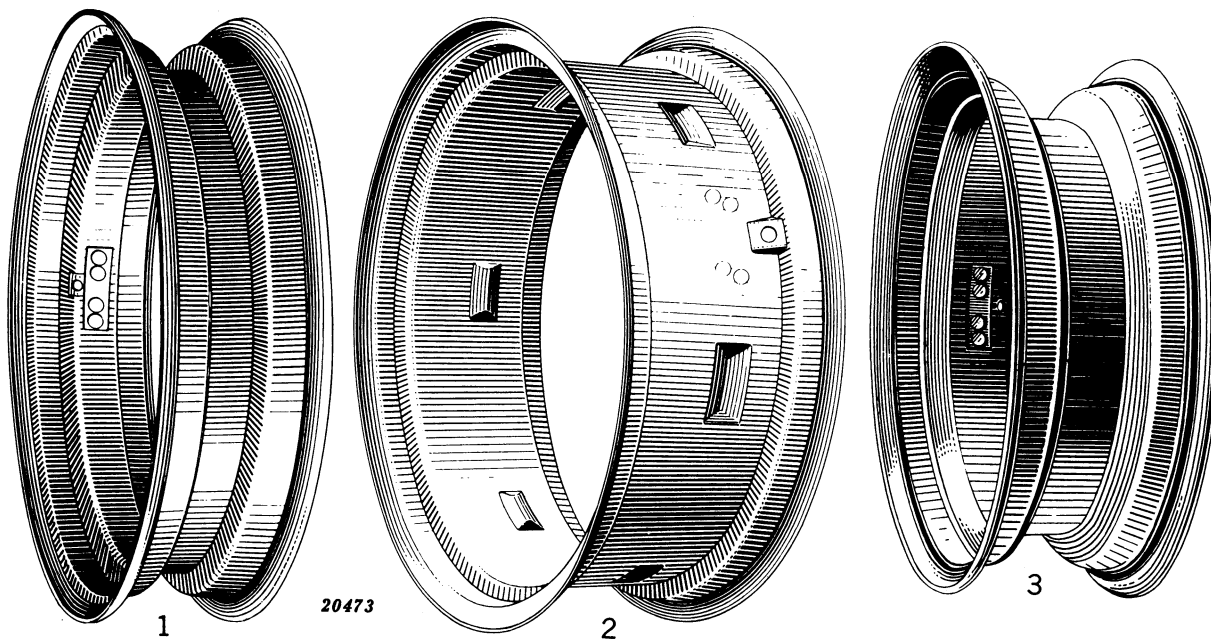
AB 873 R (—)	Road Bands with Supports
----------------	--------------------------

REAR WHEELS (CAST)




Key	Part No.	Serial No.	Description
1	AB 823 R	(-332265)	Wheel, Rear, Cast, B694R, with Studs and Nuts (For 11.25 x 24 Rubber Tires)
2	B 679 R	(-334219)	Wheel, Rear, Cast (For 9.00 x 28 Rubber Tires on BR Tractors with Rear Wheel Brakes)
3	B 633 R	(-332265)	Wheel, Rear, Cast (For 9.00 x 28 Rubber Tires)
4	AA 1078 R	(-334219)	Wheel, Rear, Cast, A1324R, with Studs and Nuts (For 11.25 x 24 Rubber Tires on BR Tractors with Rear Wheel Brakes)
5	A 2759 R	(332266—)	Wheel, Rear, Cast (For 11-26 and 12-26 Rubber Tires)
6	B 1991 R	(332266-334363)	Wheel, Rear, Cast (For 10-28 Rubber Tires)

DEMOUNTABLE RIMS



Key	Part No.	Serial No.	Description
1	AB 667 R	(-334219)	Rim, Demountable, Drop Center (For B633R Wheels and 9.00 x 28 Rubber Tires)
	AB 667 R	(-)	Rim, Demountable, Drop Center (For B679R Wheels and 9.00 x 28 Rubber Tires)
2	AB 2942 R	(332266-334363)	Rim, Demountable (For 10-28 Rubber Tires) (Use with B1991R)
	AA 3160 R	(332266-)	Rim, Demountable (For 11-26 Rubber Tires) (Use with A2759R)
3	AA 917 R	(-334219)	Rim, Demountable, Drop Center (For 11.25 x 24 Rubber Tires)

REAR WHEELS (STEEL)




20384

1

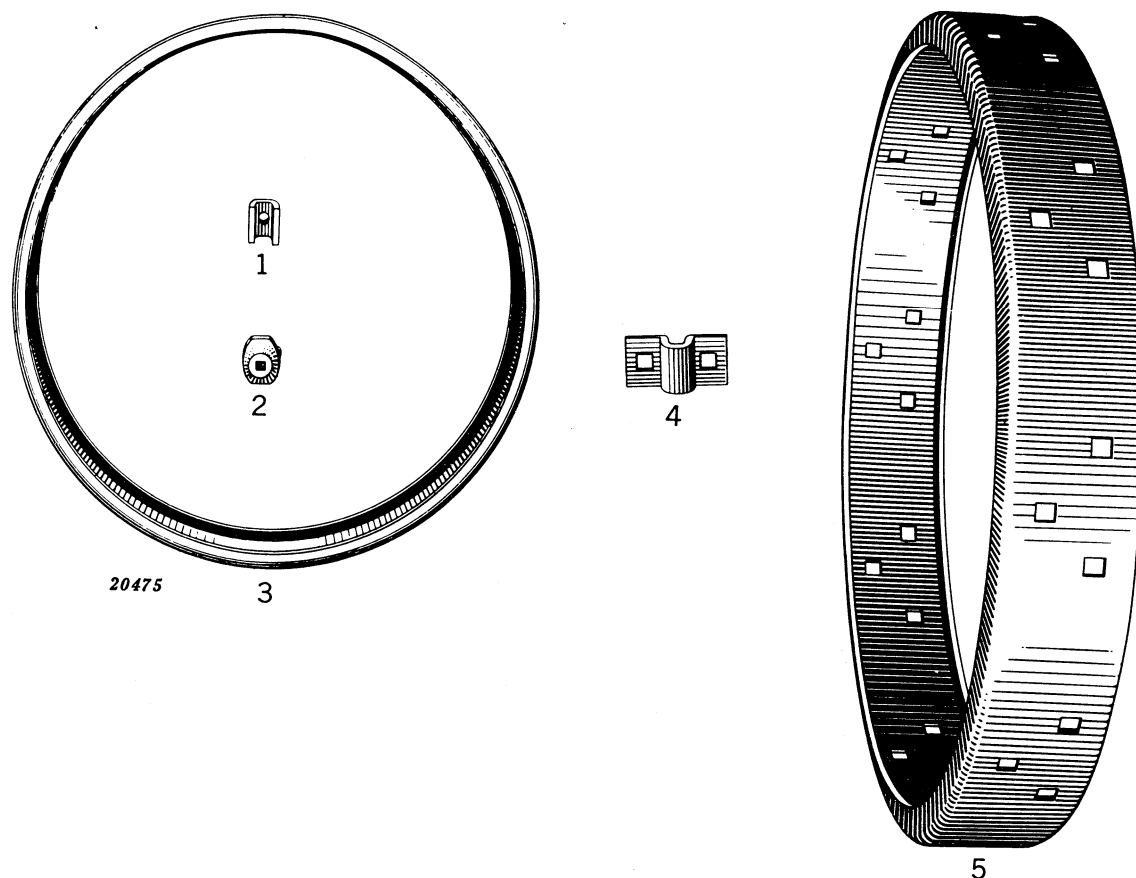
Key	Part No.	Serial No.	Description
1	JD 1221 R	(—)	Wheel, Rear, 48" x 8" (Flat Tire)

REAR WHEELS (SPOKE TYPE RUBBER TIRE)



Key	Part No.	Serial No.	Description
1	AB 727 R	(-332265)	Wheel, Rear, Spoke Type (For 11.25 x 24 Rubber Tires) (Sub. for AC1070R)

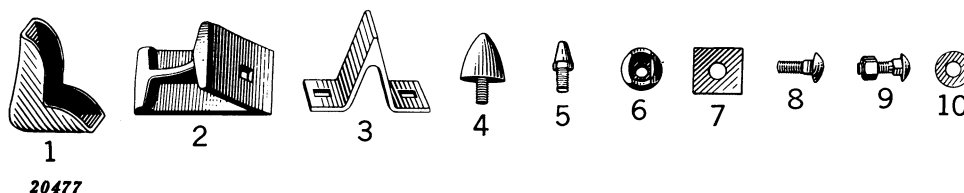
EXTENSION RIMS



Key	Part No.	Serial No.	Description
1	D 583 R	(—)	Clamp, Front Wheel Extension Rim to Wheel
2	D 584 R	(—)	Washer, Front Wheel Extension Rim Clamp
3	AC 99 R	(—)	Rim (two C722R with Clamp and Washer) (Front Wheel Extension), 5" Wide (no longer sold)
4	AB 365 R	(—)	Clip (ten C1030R) Rear Wheel Extension Rim
5	B 658 R	(—)	Rim, Extension, Rear Wheel, 7-1/2" Wide

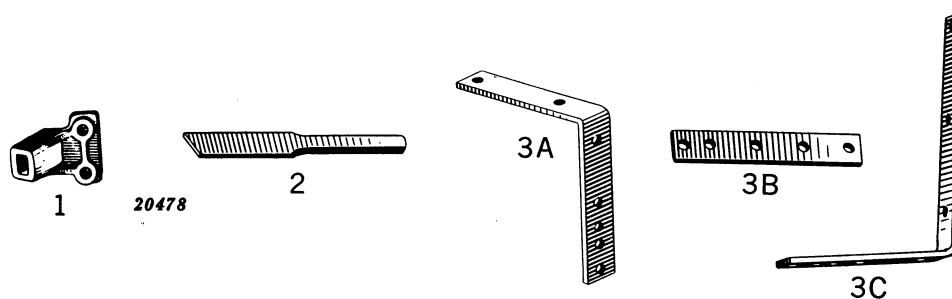
REAR WHEELS (MISCELLANEOUS PARTS)

Key	Part No.	Serial No.	Description
1	(24H 502 R (325000— 24H 490 R (325000— 24H 496 R (325000—)	Washer, Wheel Weight Hook Bolt
2	D 2184 R (325000—)	Washer, Wheel Weight Bolt
3	D 2882 R (325000—)	Bolt, Hook, Wheel Weight to Wheel
4A	A 2760 R (332266—)	Stud, Rim Clamp to Rear Wheel, 3/4" x 3-1/2"
4B	B 634 R (325000—)	Clamp, Rim (For A2759R and B1991R Wheels)
4C	D 2526 R (325000—332265))	Clamp, Rim (For Cast Wheels)
5	A 1325 R (325000—)	Clamp, Rim (For B694R Wheel)
	C 1716 R (325000—)	Bolt without Nut, Rear Wheel (For BR Tractors equipped with Rear Wheel Brakes)
			Bolt without Nut, Rear Wheel

LUGS

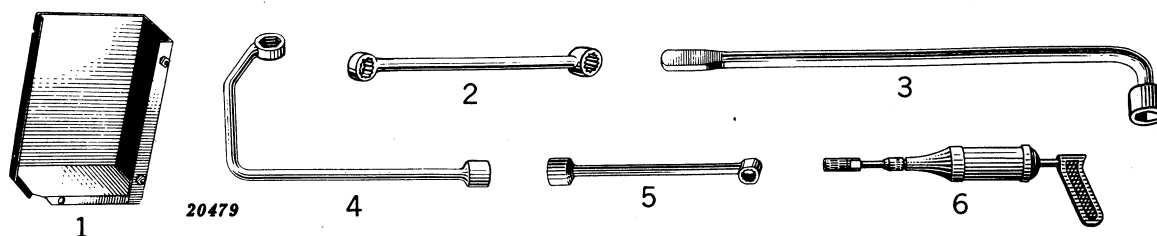
Key	Part No.	Serial No.	Description
1	(AD 2852 R (— AD 2853 R (— AD 2854 R (— AD 2855 R (—)	Lug, Spade, 4" High (eight D233R) (Sub. for AB3180R)
2	AB 488 R (—)	Lug, Spade, Heavy Duty, 4" High (eight D2447R) (Sub. for AB3181R)
3	AD 2857 R (—)	Lug, Spade, 5" High (eight D1078R) (Sub. for AB3182R)
4	AC 648 R (—)	Lug, Spade, Heavy Duty, 5" High (eight D2121R) (Sub. for AB3183R)
5	AA 4978 R (—)	Lug, Sand (five C2199R), with Bolts, Nuts and Lock Washers
6	AB 446 R (—)	Lug, Spade, "A" Shaped, 5" High (eight D1283R) (Sub. for AB500R)
7	AD 2856 R (—)	Lug, Cast Cone (twelve AC649R) (Sub. for AB723R)
8	AD 2803 R (—)	Lug, Spud (eight A1298R), with Nuts and Lock Washers (Sub. for AB773R)
9	C 1517 R (—)	Lug, Button (forty C1646R), with Bolts, Nuts and Lock Washers (no longer sold)
10	24H 482 R (—)	Washer, Spade and Sand Lug (eight D938R) (Sub. for AB3186R or AB3187R)
			Bolt, Spade Lug, 3/4" x 1-7/8" (twenty-five D411R), with Nuts and Lock Washers (Sub. for AB366R and AC488R)
			Bolt, with Nut, Sand Lug, 3/4" x 2-1/4" (Sub. for AC1301R, Pkg. of 25)
			Washer, Button Lug

WHEEL SCRAPERS



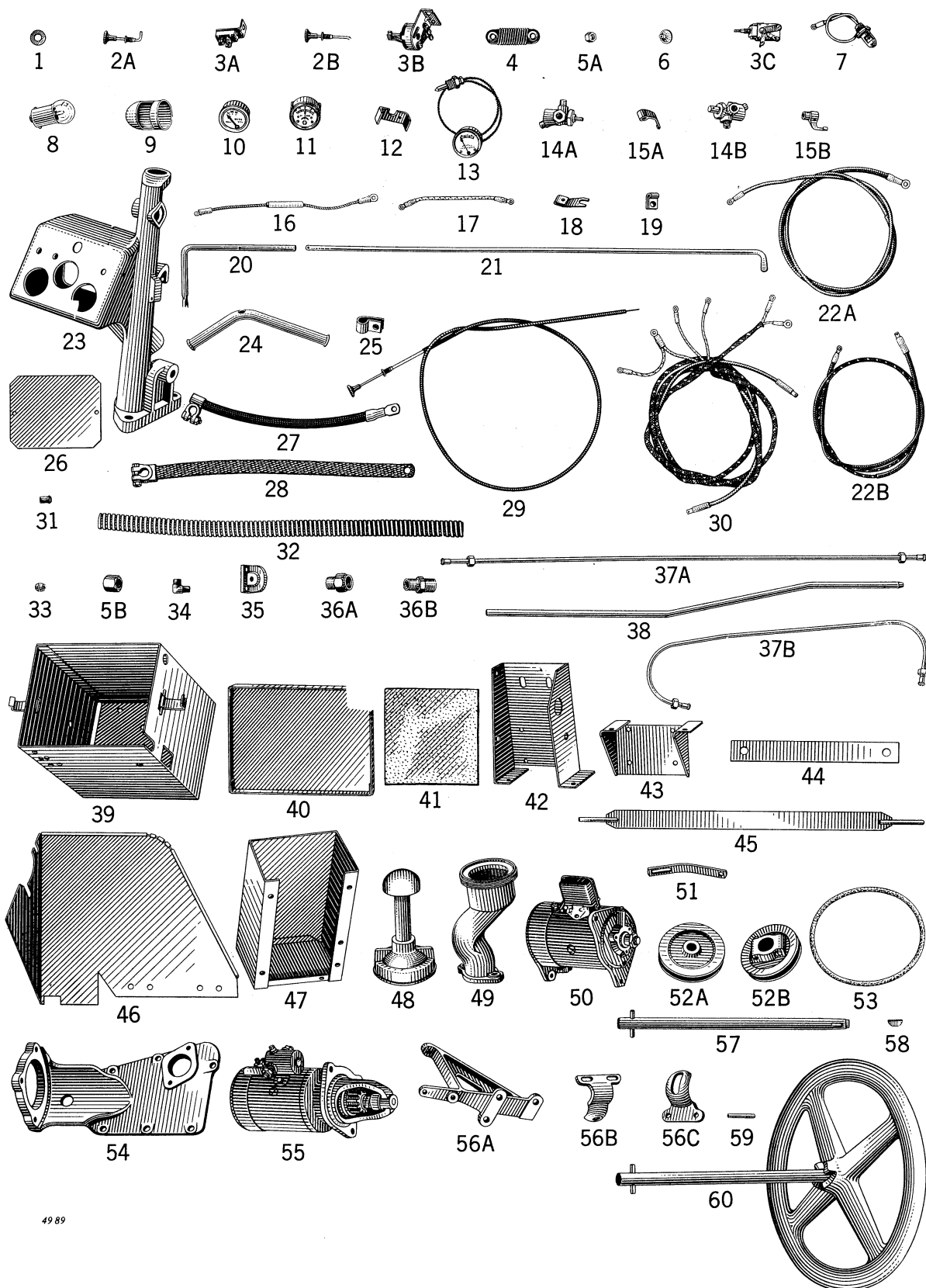
Key	Part No.	Serial No.	Description
1	C 264 R	(326009—)	Holder, Rear Wheel Scraper Blade
2	B 867 R	(326009—)	Blade, Rear Wheel Scraper
3A	(B 908 R	(327160—)	Bar, Scraper, R. H.
	(B 909 R	(327160—)	Bar, Scraper, L. H.
3B	B 866 R	(326009-327159)	Bar, Rear Wheel Scraper
3C	B 868 R	(326009—)	Bar, Rear Wheel Extension Rim Scraper

TOOL BOX AND TOOLS



Key	Part No.	Serial No.	Description
1	AB 689 R	(—)	Tool Box
2	B 353 R	(—332177)	Wrench, Socket, for Spade Lug and Flywheel Bolt Nuts
3	D 2063 R	(329000—)	Wrench Lug (Tractor with Steel Wheels only)
4	H 512 R	(332178—)	Wrench, Special Socket
5	B 596 R	(—)	Wrench, Socket, for Connecting Rod Bolt and Cylinder Head Nuts
6	JD 7751	(—)	Grease Gun, No. 6556 (Export only)

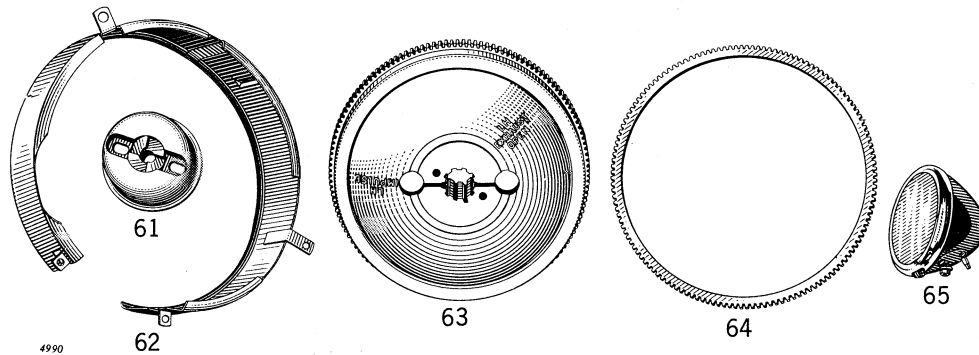
STARTING AND LIGHTING EQUIPMENT



49 89



STARTING AND LIGHTING EQUIPMENT—Continued



Key	Part No.	Serial No.	Starting and Light- ing	Light- ing	Start- ing	Description
1	24H 154 R	(—)	—	—	X	Washer on Dash Lamp Hole Truss Head Bolt
	B 1664 R	(—)	X	X	—	Washer on Swivel Pin, Choke and Lever Shaft Assembly
	24H 39 R	(—)	X	X	X	Washer on Generator Adjusting Strap to Gen- erator Cap Screw
	24H 143 R	(—)	—	—	X	Washer in Dash Lamp Hole in Dash
2A	AB 1838 R	(—)	X	—	X	Rod, Starter Switch Control
2B	AB 1189 R	(—332612)	X	X	X	Rod, Light Switch Control (Parts only for AB2687R Light Switch)
3A	AB 1837 R	(—)	X	X	X	Switch, Starter Pull
3B	AB 2687 R	(—332612)	X	X	X	Switch, Light (Sub. for AF687R)
3C	AF 687 R	(—)	X	X	X	Switch, Light, 6 Volt (Sub. for AB2687R)
4	1838155	(—332612)	X	X	X	Resistance Assembly (Parts for AB2687R)
5A	14H 383 R	(—332612)	X	X	X	Nut, 3/8", on Light Switch Control Rod (Parts only for AB2687R Light Switch) (Order 14P383R, Pkg. of 50)
	A 2069 R	(—)	X	—	X	Nut, Solder Bushing, on Pressure Gauge Oil Pipe (Used only on Copper Pipes)
	A 2069 R	(—)	X	—	X	Nut, Solder Bushing, on Fuel Pipe (Used only on Copper Pipes)
	A 2069 R	(—)	X	—	X	Nut, Solder Bushing, on Gasoline Pipe (Used only on Copper Pipes)
	14H 651 R	(332613—)	X	X	X	Nut, 3/8", on Light Switch (Will fit 325000—332612 if AB2687R has been replaced with AF687R) (Order 14P651R, Pkg. of 50)
5B	A 2500 R	(332042—)	X	X	X	Nut, Compression Type, on Oil Pressure Gauge Oil Pipe
6	F 690 R	(332613—)	X	X	X	Knob, Light Switch Control (Will fit 325000— 332612 if AB2687R has been replaced with AF687R)
7	AD 2834 R	(—)	X	X	—	Lamp, Dash (Sub. for AD1855R)
8	AB 2582 R	(—)	X	X	—	Bulb, Dash Light, 6-Volt (Parts for AD1855R)
9	B 1728 R	(—334459)	X	X	—	Hood, Dash Light (Parts for AD1855R)
	A 3032 R	(334460—)	X	X	—	
10	AA 1730 R	(—332041)	X	X	X	Gauge, Oil Pressure
	AB 1549 R	(332042—)	X	X	X	
11	AB 2568 R	(—)	X	X	X	Ammeter with Clamp
12	A 1712 R	(—)	X	X	X	Clamp, Heat Indicator
13	AB 3066 R	(—)	X	X	X	Indicator, Heat
14A	AB 1545 R	(—332099)	X	—	X	Fuel Cock, Three Way (Notched Stem) (Parts only on Tractors with Starting and Lighting Equipment equipped with AB1545R Three-Way Fuel Cock, identified by Notched Stem)
14B	AB 2805 R	(332100—)	X	—	X	Fuel Cock, Three-Way
15A	B 1535 R	(—332099)	X	—	X	Indexing, Stop, Three-Way Fuel Cock (Parts only on Tractors with Starting and Lighting Equip- ment equipped with AB1545R Three-Way Fuel Cock, identified by Notched Stem)
15B	B 1901 R	(332100—)	X	—	X	Indexing Stop, Three-Way Fuel (Parts only on Tractors with Starting and Lighting Equipment equipped with AB2805R Three-Way Fuel Cock identified by Round Stem)
16	AF 701 R	(332613—)	X	X	X	Fuse Lead, Ammeter to Light Switch (Will fit 325000—332612 if AB2687R has been replaced with AF687R)
17	AB 1840 R	(—)	X	—	X	Wire, Ammeter to Starting Switch
18	B 1592 R	(—)	X	—	X	Support, Choke Tube
19	A 2610 R	(—)	X	X	X	Clip, Wiring Harness to Tractor (Sub. for A1225R)
	A 2610 R	(—)	X	X	X	Clip, Rear Lamp Wire to Tractor (Sub. for A1225R)
	A 2610 R	(—)	X	—	X	Clip, Choke Tube to Tank Support (Sub. for A1225R)
20	B 1655 R	(—)	X	X	X	Shaft, Speed Control

STARTING AND LIGHTING EQUIPMENT—Continued

(See Pages 82-83 for Illustrations)

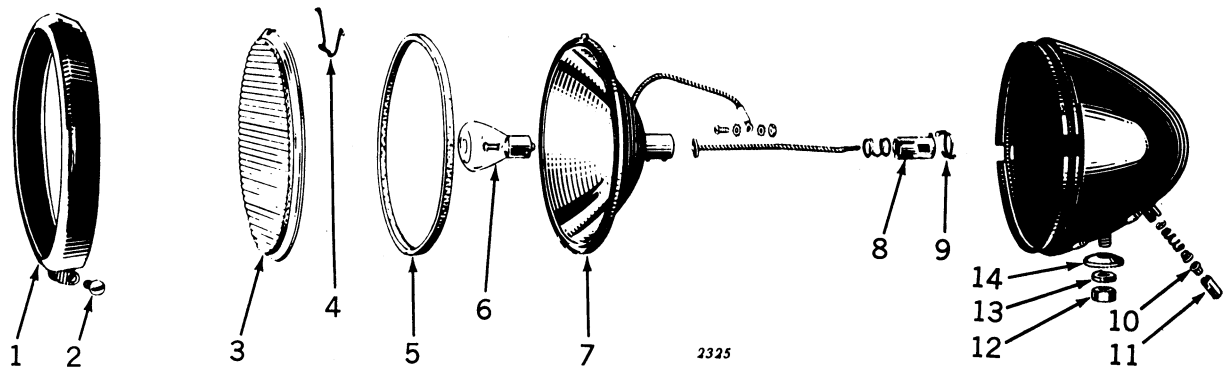
Key	Part No.	Serial No.	Starting and Light- ing	Light- ing	Start- ing	Description
21	B 1651 R	(-332099)	X	X	Rod, Fuel Control (Parts only on Tractors with Starting and Lighting Equipment equipped with AB1545R Three-Way Fuel Cock, identified by Notched Stem)
	B 1903 R	(-)	X	X	Rod, Fuel Control (Parts only on Tractors with Starting and Lighting Equipment equipped with AB2805R Three-Way Fuel Cock identified by Round Stem)
22A	AB 1964 R	(-)	X	X	Wire, Starter Switch to Magnetic Switch
	AB 1965 R	(-)	X	X	Wire, Ammeter to Magnetic Switch
	AB 1978 R	(-)	X	X	Wire, Ammeter to Battery
22B	AB 1963 R	(-)	X	X	Wire, Rear Lamp
23	B 1642 R	(-)	X	X	X	Support, Dash and Steering Shaft
24	B 1647 R	(-)	X	X	X	Conduit, Wiring Harness
25	B 1588 R	(-)	X	X	X	Clip, Conduit
26	B 1645 R	(-)	X	X	X	Cover, Dash
27	AB 1968 R	(-)	X	X	Cable, Magnetic Switch to Battery
28	AB 1197 R	(-)	X	X	X	Cable, Battery Ground
29	AB 4227 R	(-)	X	X	Rod and Tube, Choke (Sub. for AB1961R)
30	AB 1962 R	(-)	X	X	Harness, Wiring
	AB 1979 R	(-)	X	Harness, Generator Wiring
31	E 2150 R	(-)	X	X	Gland, Solder Bushing, on Fuel Pipe (Used only on Copper Pipes)
	E 2150 R	(-)	X	X	Gland, Solder Bushing, on Gasoline Pipe (Used only on Copper Pipes)
	E 2150 R	(-)	X	X	X	Gland, Solder Bushing, on Pressure Gauge Pipe (Used only on Copper Pipes)
32	B 1644 R	(-)	X	X	X	Conduit, Starting and Lighting Control
33	A 2499 R	(332042-)	X	X	X	Sleeve on Oil Pressure Gauge Oil Pipe
34	D 417 R	(-332041)	X	X	X	Elbow, Pressure Gauge Oil Pipe to Governor Case
35	B 1654 R	(-)	X	X	Bracket, Fuel Control
36A	A 2564 R	(332042-)	X	X	X	Connector, Compression Type, Oil Pressure Gauge to Oil Pressure Gauge Oil Pipe
36B	A 2502 R	(332042-)	X	X	X	Connector, Governor Case to Oil Pressure Gauge Oil Pipe
37A	AB 1960 R	(-332041)	X	X	X	Pipe, Oil Pressure Gauge
37B	AB 1970 R	(-)	X	X	Pipe, Fuel
	AB 1971 R	(-)	X	X	Pipe, Gasoline
38	B 1646 R	(-)	X	X	X	Pipe, Ventilator
39	AB 1194 R	(-)	X	X	X	Box, Battery
40	B 1029 R	(-)	X	X	X	Lid, Battery Box
41	B 1589 R	(-)	X	X	X	Pad, Battery
42	B 999 R	(-)	X	X	X	Support, Battery Box
43	B 1025 R	(-)	X	X	X	Brace, Battery Box
44	B 998 R	(-)	X	X	X	Plate, Battery Clamp Cross
45	AB 1196 R	(-)	X	X	X	Clamp, Battery, with Bolts
46	AB 1973 R	(-)	X	X	Front, Orchard Fender, L. H.
47	AA 1911 R	(-)	X	X	X	Box, Tool
48	AB 1969 R	(-)	X	X	Cover, B55R, Breather, with Stack
49	B 1649 R	(-)	X	X	Body, Breather
50	AB 4078 R	(-)	X	X	X	Generator (Delco-Remy No. 1101356 or No. 1101385) (Sub. for AB1204R)
51	B 1033 R	(-)	X	X	X	Strap, Generator Adjusting
52A	B 1030 R	(-)	X	X	X	Pulley, Generator
52B	AA 1930 R	(-)	X	X	X	Pulley, D2911R, Generator Drive
53	A 1230 R	(-)	X	X	X	Belt, Generator
54	AB 2598 R	(-)	X	X	Cover, B1595R, Crankcase
55	AB 4092 R	(-)	X	X	Motor, Starting, with Magnetic Switch (Delco-Remy No. 1107424) (Sub. for AB1845R)
56A	B 1031 R	(-)	X	X	X	Bracket, Generator
56B	B 1028 R	(-)	X	X	Bracket, Head Lamp
56C	D 2914 R	(-)	X	X	Bracket, Lamp, Rear
57	AB 2571 R	(-)	X	X	Shaft, Cranking (Use with Steering Wheel)
58	26H 17 R	(-)	X	X	Key, Woodruff, in Cranking Shaft
59	B 1662 R	(-)	X	X	Pin, Cranking Shaft
60	AB 1956 R	(-332058)	X	X	Wheel, Cranking, with Shaft and Pin
61	B 1608 R	(-)	X	X	Ratchet, Flywheel Crank
62	AB 1856 R	(-)	X	X	Guard, Flywheel, with Supports
63	AB 2686 R	(-)	X	X	Flywheel, B1606R, with Crank Ratchet
64	B 1607 R	(-)	X	X	Gear, Flywheel Starter
65	AB 3144 R	(-)	X	X	Lamp, R. H., 7" Dia.
	AB 3145 R	(-)	X	X	Lamp, L. H., 7" Dia.
	AD 2450 R	(-)	X	X	Lamp, Rear, 7" Dia.

Parts listed below are not illustrated.

A	2791 R	(332042-)	X	X	X	Pipe, Oil, Oil Pressure Gauge
B	997 R	(-)	X	X	X	Bolt, Battery Clamp
A	3082 R	(-)	X	X	Cover, Starting Motor Terminal

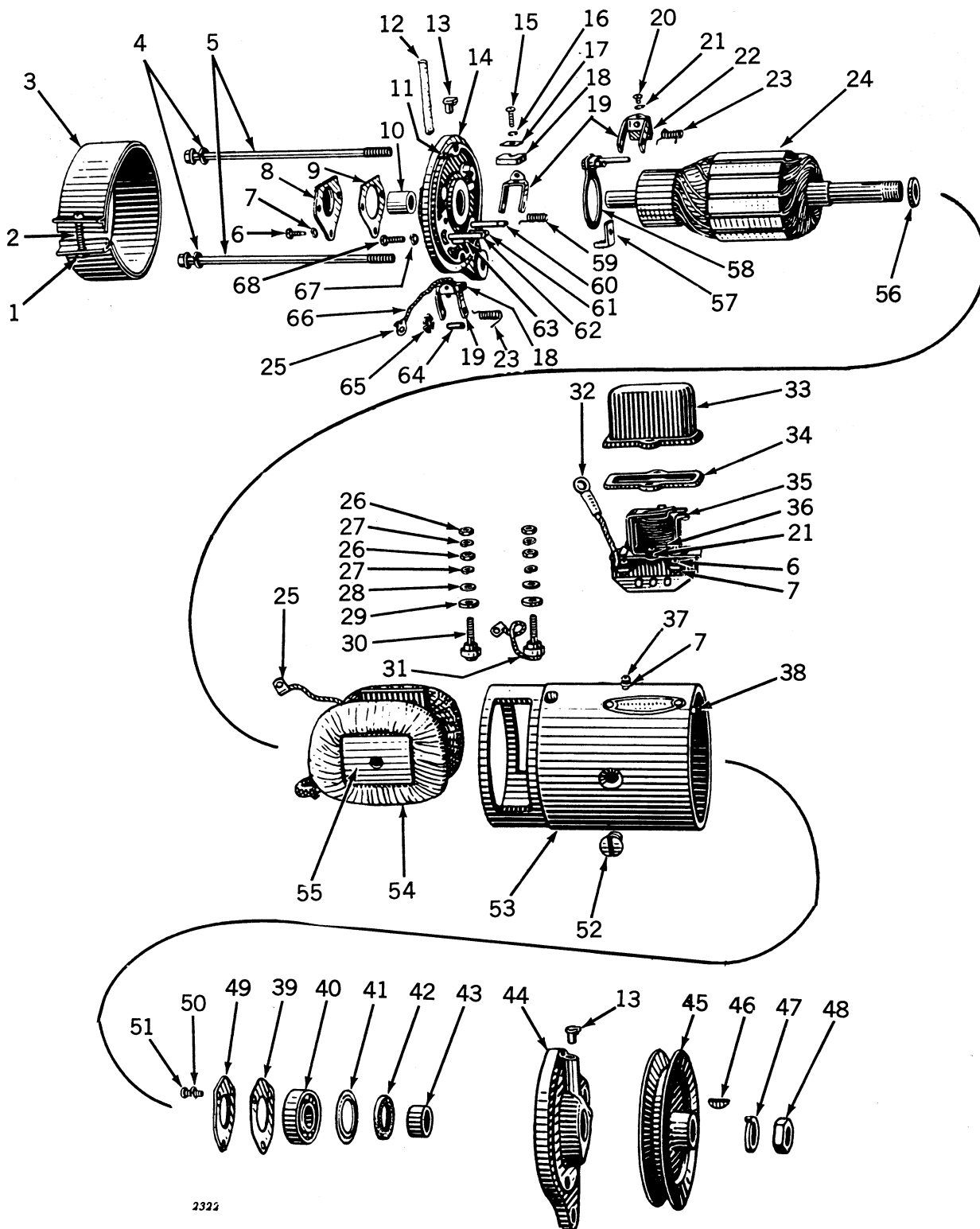


AB3144R, AB3145R AND AD2450R FRONT AND REAR LAMPS
(7" in Diameter)



Key	Part No.	Serial No.	Description
1	AB 3146 R	(—)	Molding
2	21H 990 R	(—)	Screw, Clamp
3	B 1725 R	(—)	Lens
4	B 1726 R	(—)	Spring, Lens Retaining (2 used)
5	AB 2816 R	(—)	Gasket, Lens
6	AB 2820 R	(—)	Bulb, 6-Volt—Single Contact
7	AB 2957 R	(—)	Reflector (Sub. for AB2815R)
8	AB 2817 R	(—)	Socket with Connector
9	B 1724 R	(—)	Spring, Socket Retaining
10	AB 2818 R	(—)	Bushing and Ferrule
11	B 1723 R	(—)	Cap, Connector
12	14H 382 T	(—)	Nut
13	(AA 3402 R 12H 11 R	(—)	Sub. 12P11R
14	B 1727 R	(—)	Washer, Lock, 3/8" (Order 12P11R, Pkg. of 50)
			Washer, Bearing

AB1204R AND AB4078R GENERATORS
(Delco-Remy No. 1101356 and No. 1101385)



2324

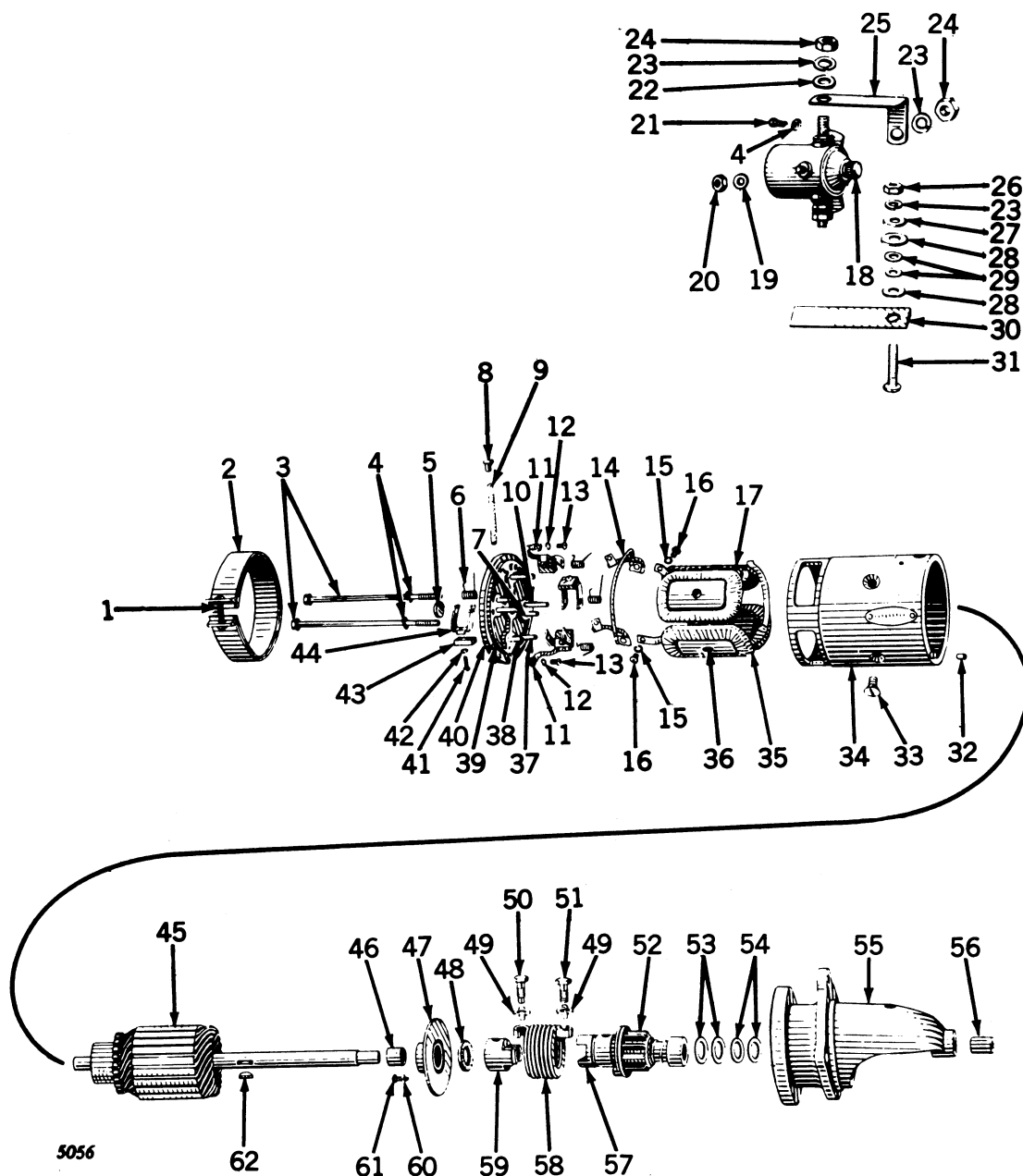


AB1204R AND AB4078R GENERATORS—Continued
(Delco-Remy No. 1101356 and No. 1101385)

Key	Part No.	Serial No.	Description
1	14H 631 R	(—)	Nut (Order 14P631R, Pkg. of 25)
2	21H 985 R	(—)	Screw
3	1872638	(—)	Band, Cover
4	12H 68 R	(—)	Washer, Lock (2 used)
5	815018	(—)	Bolt (2 used)
6	1864099	(—)	Screw (5 used) (Sub. for 1881998)
7	A 3008 R	(—)	Washer, Lock (7 used)
8	820524	(—)	Plate, End Cover
9	817220	(—)	Gasket, End Cover Plate
10	AA 3497 R	(—)	Bushing
11	809062	(—)	Pin, Dowel
12	804076	(—)	Wick, Oil (Felt)
13	E 2302RT	(—)	Oiler (2 used)
14	817216	(—)	Frame, Commutator End, with Pins
	1911097	(—)	Plug, Oil Hole (Sub. for 816315)
15	451608	(—)	Screw (3 used) (Sub. for 1862803)
16	A 765 R	(—)	Washer, Lock (3 used)
17	809551	(—)	Washer, Brush (Rectangular) (3 used)
18	1836664	(—)	Brush, Main (2 used)
19	809642	(—)	Holder, Brush (3 used)
20	21H 961 R	(—)	Screw (2 used)
21	802730	(—)	Washer, Lock (4 used)
22	1880225	(—)	Brush, Third
23	809644	(—)	Spring, Third and Ground Brush (2 used)
24	1917164	(—)	Armature (Sub. for 1841027)
25	200182	(—)	Terminal, Brush Lead (2 used)
26	14H 608 R	(—)	Nut (4 used) (Order 14P608R, Pkg. of 50)
27	A 3011 R	(—)	Washer, Lock (4 used)
28	A 3031 R	(—)	Washer, Plain (2 used)
29	1858753	(—)	Washer, Insulating (2 used)
30	1858749	(—)	Stud Assembly, Terminal (2 used)
31	1858754	(—)	Stud, Terminal, and Lead Assembly
32	1872661	(—)	“A” Terminal to Relay Lead
33	1859786	(—)	Cover, Relay (Clamp Type)
	1859787	(—)	Clamp, Relay Cover
	1881250	(—)	Cover, Relay (Screw Fastened Type)
34	1871836	(—)	Gasket, Clamp Type Cover
	1881251	(—)	Gasket, Screw Type Cover
35	1116809	(—)	Relay Assembly with Cover
36	21H 238 R	(—)	Screw (2 used)
37	21H 971 R	(—)	Screw (2 used)
38	809593	(—)	Pin, Dowel
39	1912008	(—)	Gasket, Retainer Plate (Sub. for 1855701)
40	JD 7180 R	(—)	Bearing, Ball
41	819104	(—)	Plate, Felt Retainer
42	809961	(—)	Washer, Felt
43	817224	(—)	Collar, Outside
44	817223	(—)	Frame, Drive End
45	B 1030 R	(—)	Pulley, Generator
46	26H 72 R	(—)	Key, Woodruff
47	804000	(—)	Washer, Lock
48	806915	(—)	Nut
49	1911263	(—)	Plate, Bearing Retainer (Sub. for 1855702)
50	A 3009 R	(—)	Washer, Lock (3 used)
51	1904829	(—)	Screw (3 used) (Sub. for 1866970)
52	1843646	(—)	Screw (2 used)
53	1867168	(—)	Frame, Main
54	1902102	(—)	Coil, Field
55	816331	(—)	Shoe, Pole (2 used) (Sub. two 1914618, one 1913554 and two 1914491)
56	809945	(—)	Washer, Inside Spacing
57	817532	(—)	Clamp, Third Brush Plate
58	809698	(—)	Plate, Third Brush
59	809658	(—)	Spring, Main Brush
60	812016	(—)	Pin, Main Brush Holder Hinge (Insulated)
61	812015	(—)	Pin, Main Brush Holder Stop (Insulated)
62	817313	(—)	Pin, Ground Brush Holder Hinge
63	817314	(—)	Pin, Ground Brush Holder Stop
64	809614	(—)	Pin, Third Brush Plate Spring Washer
65	809824	(—)	Washer, Third Brush Plate Spring
66	809688	(—)	Lead, Ground Brush
67	A 767 R	(—)	Washer, Lock
68	21H 983 R	(—)	Screw, Third Brush Plate Clamp



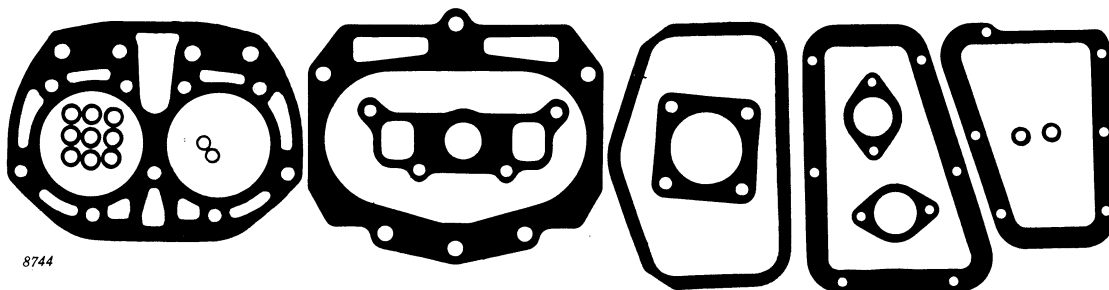
AB1845R AND AB4092R STARTING MOTOR WITH MAGNETIC SWITCH
(Delco-Remy No. 1107424)



AB1845R AND AB4092R STARTING MOTOR WITH MAGNETIC SWITCH
(Delco-Remy No. 1107424)—Continued


Key	Part No.	Serial No.	Description
1	(21H 985 R 14H 631 R	(—)	Screw Nut for Cover Band Screw (Order 14P631R, Pkg. of 25)
2	1886923	(—)	Band, Cover
3	809053	(—)	Bolt (2 used)
4	(12H 9 R AA 3400 R	(—)	Washer, Lock (4 used) (Order 12P9R, Pkg. of 50) Sub. 12P9R
5	1865182	(—)	Plug, Expansion
6	813521	(—)	Spring, Brush (4 used)
7	812015	(—)	Pin, Brush Holder Stop (Insulated) (2 used)
8	114998	(—)	Oiler (Sub. for 1880642)
9	802691	(—)	Wick, Oil (Felt)
10	812016	(—)	Pin, Brush Holder Hinge (Insulated) (2 used)
11	813554	(—)	Lead, Ground Brush (2 used)
12	A 766 R	(—)	Washer, Lock (2 used)
13	21H 969 R	(—)	Screw (2 used)
14	819362	(—)	Lead, Brush Connector
15	A 767 R	(—)	Washer, Lock (2 used)
16	21H 395 R	(—)	Screw (2 used)
17	810627	(—)	Coil, Upper Field
18	(1872533 1465	(—)	Cap, End, Magnetic Switch Switch, Magnetic (Sub. for 1571)
19	804485	(—)	Washer, Lock (2 used)
20	14H 605 R	(—)	Nut (2 used)
21	1860959	(—)	Screw (2 used)
22	B 1085 R	(—)	Washer, Plain, Switch Control Terminal Stud (2 used)
23	(12H 11 R AA 3402 R	(—)	Washer, Lock (4 used) (Order 12P11R, Pkg. of 50) Sub. 12P11R
24	14H 382 T	(—)	Nut (3 used)
25	1866107	(—)	Strap, Connector
26	14H 732 R	(—)	Nut, Terminal Stud (Order 14P732R, Pkg. of 50)
27	24H 156 R	(—)	Washer, Plain (2 used)
28	1861076	(—)	Washer, Insulating (2 used)
29	1904669	(—)	Washer, Insulating (3 used)
30	33345	(—)	Strip, Insulation
31	826938	(—)	Stud, Terminal
32	809593	(—)	Pin, Dowel
33	1843646	(—)	Screw, Pole Shoe (4 used)
34	1879496	(—)	Frame, Motor
35	810626	(—)	Coil, Lower Field
36	810601	(—)	Shoe, Pole (4 used)
37	817313	(—)	Pin, Brush Holder Hinge (2 used)
38	817314	(—)	Pin, Brush Holder Stop (2 used)
39	809062	(—)	Pin, Dowel
40	1908580	(—)	Frame, End, with Pins (Sub. for 815839)
41	21H 964 R	(—)	Screw (4 used)
42	A 765 R	(—)	Washer, Lock (4 used)
43	811553	(—)	Brush (4 used)
44	810226	(—)	Holder, Brush (4 used)
45	818002	(—)	Armature (Sub. for 1871662)
46	1838670	(—)	Bushing
47	1838667	(—)	Plate, Center Bearing
48	1880446	(—)	Washer (Felt)
49	805057	(—)	Washer, Lock (2 used) (Sub. for A2783R)
50	1850810	(—)	Screw (Sub. for A2786R)
51	1850811	(—)	Screw (Sub. for A2787R)
52	(1853012 1850844	(—)	Bendix Gear and Shaft (Sub. for AA3399R) Bendix Complete with Spring, Screws and Lock Washers (Sub. for AA3398R)
53	1849774	(—)	Washer, Spacing
54	809815	(—)	Washer, Spacing
55	1872960	(—)	Housing, Drive, with Bushing
56	810620	(—)	Bushing
57	(1849782 1861234	(—)	Sleeve (Sub. for A2785R) Ring, Sleeve Take-Up (Sub. for A2789R)
58	1850812	(—)	Spring, Drive (Sub. for A2790R)
59	1848530	(—)	Head, Drive (Sub. for A2784R)
60	A 3009 R	(—)	Washer, Lock (2 used)
61	21H 979 R	(—)	Screw (2 used)
62	26H 10 R	(—)	Key

GASKET SETS



8744

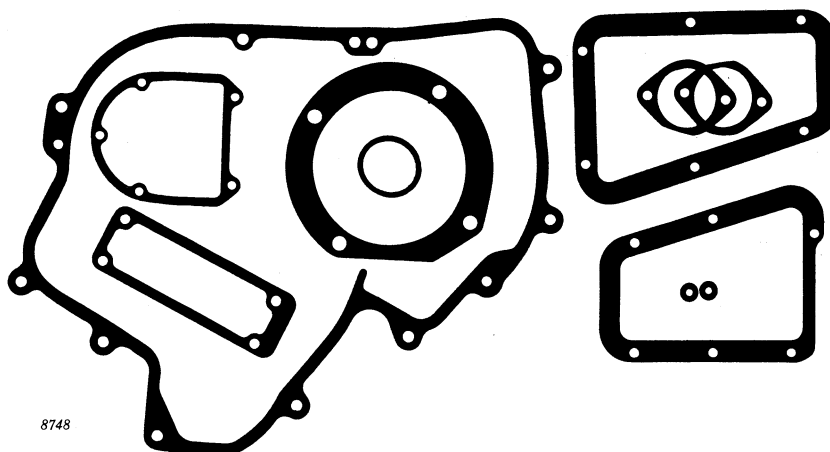
Part No.	Serial No.	Description
AB 3874 R (-B328999)	Gasket Set for Valve, Ring and Cylinder Replacement
Consisting of:		
1—	321 R	Gasket (Carburetor to Manifold)
1—B	53 R	Gasket, Crankcase Cover
2—B	60 R	Washer, Packing (Ventilator Pipe)
1—B	74 R	Gasket, Manifold
2—B	214 R	Gasket (Tappet Lever Cover Stud)
1—B	356 R	Gasket, Cylinder to Case
1—B	368 R	Gasket, Cylinder Head
9—B	369 R	Washer, Lead (Cylinder Head Studs)
1—B	404 R	Gasket, Cylinder Water Outlet
1—B	701 R	Gasket, Crankcase Cover
1—B	1498 R	Gasket, Tappet Lever Cover
1—D	1034 R	Gasket (Carburetor Intake Elbow to Carburetor)



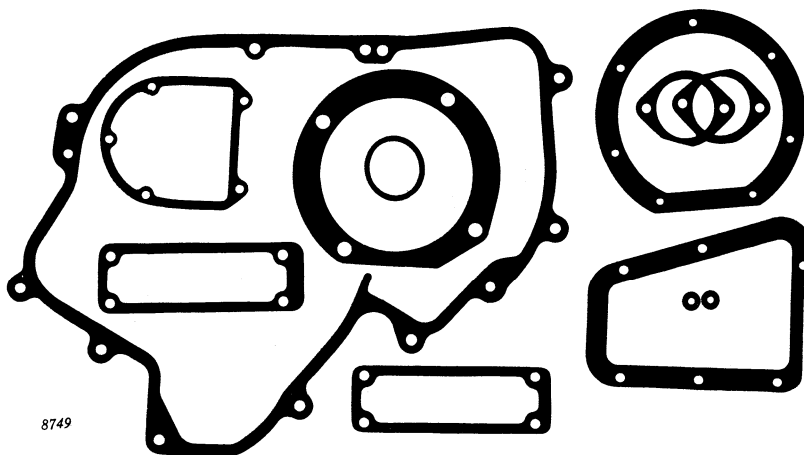
8745

Part No.	Serial No.	Description
AB 3875 R (B329000–B337514)	Gasket Set for Valve, Ring and Cylinder Replacement
Consisting of:		
1—	321 R	Gasket (Carburetor to Manifold)
2—B	60 R	Washer, Packing (Ventilator Pipe)
1—B	74 R	Gasket, Manifold
2—B	214 R	Gasket (Tappet Lever Cover Stud)
9—B	369 R	Washer, Lead (Cylinder Head Studs)
1—B	701 R	Gasket, Crankcase Cover
1—B	1307 R	Gasket, Cylinder Head
1—B	1316 R	Gasket, Cylinder Water Outlet
1—B	1332 R	Gasket, Cylinder to Case
1—B	1498 R	Gasket, Tappet Lever Cover
1—D	1034 R	Gasket (Carburetor Intake Elbow to Carburetor)

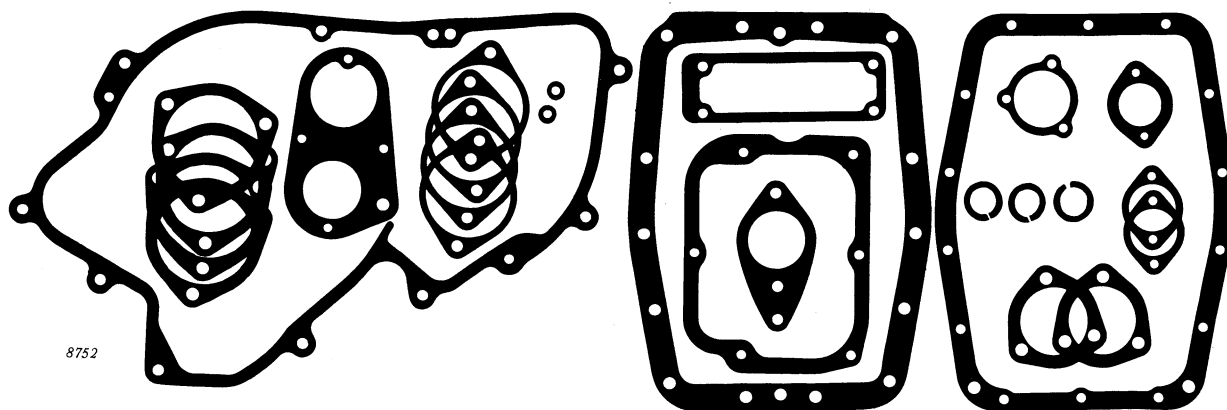
GASKET SETS—Continued



Part No.	Serial No.	Description
AB 3878 R	(—328999)	Gasket Set for Crankshaft and Bearing Replacement
		Consisting of:
1—B 53 R		Gasket, Crankcase Cover
1—B 128 R		Gasket, Left Main Bearing Housing
1—B 130 R		Washer, Cork, Flywheel Spacer
1—B 132 R		Gasket, Left Main Bearing Cover
1—B 154 R		Gasket, First Reduction Gear Cover
1—B 173 R		Gasket, Clutch Fork Bearing
2—B 567 R		Shim, Camshaft Left Bearing
1—B 701 R		Gasket, Crankcase Cover
2—C 932 R		Washer (On Cap Screws in Pulley Dust Shield and Oil Seal)

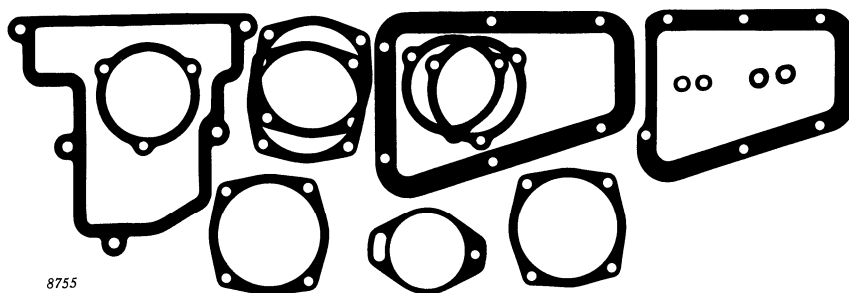


Part No.	Serial No.	Description
AB 3879 R	(329000—)	Gasket Set for Crankshaft and Bearing Replacement
		Consisting of:
1—B 128 R		Gasket, Left Main Bearing Housing
1—B 130 R		Washer, Cork, Flywheel Spacer
1—B 132 R		Gasket, Left Main Bearing Cover
1—B 154 R		Gasket, First Reduction Gear Cover
1—B 173 R		Gasket, Clutch Fork Bearing
2—B 567 R		Shim, Camshaft Left Bearing
1—B 701 R		Gasket, Crankcase Cover
1—B 1690 R		Gasket, Pulley Dust Shield
1—B 1855 R		Gasket, Clutch Fork Bearing
2—C 932 R		Washer (On Cap Screws in Pulley Dust Shield and Oil Seal)

GASKET SETS—Continued

8752

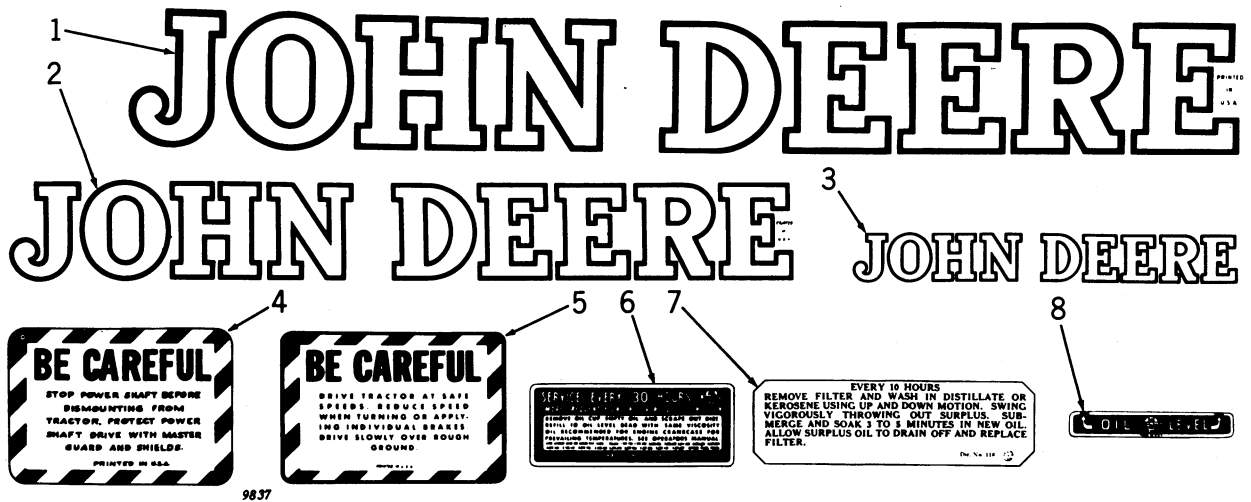
Part No.	Serial No.	Description
AB 3882 R (–)	Gasket Set for Transmission and Rear End Overhaul
		Consisting of:
1—A 574 R		Gasket, Power Shaft Oil Seal Housing
3—A 575 R		Packing, Power Shaft
1—B 154 R		Gasket, First Reduction Gear Cover
1—B 156 R		Gasket, First Reduction Gear Right Bearing Cover
1—B 173 R		Gasket, Clutch Fork Bearing
4—B 192 R		Shim, Differential Bearing Quill
2—B 238 R		Gasket, Brake Housing
1—B 308 R		Gasket, Rear Axle Housing Cover
2—B 315 R		Shim, Power Shaft Drive Shaft Right Bearing Cover
1—B 330 R		Gasket, Sliding Gear Shaft and Countershaft Left Bearing Cover
4—B 332 R		Shim, Countershaft Right Bearing Housing
1—B 335 R		Gasket, Sliding Gear Shaft Drive Gear Left Bearing Cover
1—B 351 R		Gasket, Rear Axle Housing to Case
1—B 393 R		Gasket, Transmission Case Cover
2—K 2052 R		Washer (Power Shaft Drive Shaft Right Bearing Cover)



8755

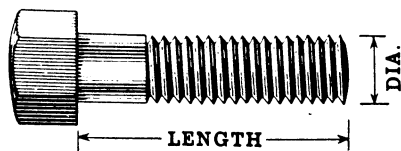
Part No.	Serial No.	Description
AB 3885 R (–)	Gasket Set for Governor Overhaul
		Consisting of:
1—A 407 R		Gasket, Rear Fan Bearing Housing
1—A 500 R		Gasket, Magneto
1—B 53 R		Gasket, Crankcase Cover
2—B 60 R		Washer, Packing (Ventilator Pipe)
2—B 216 R		Washer, Packing (Tappet Lever Oilier)
1—B 284 R		Gasket, Governor Left Bearing Housing
1—B 285 R		Gasket, Governor Left Bearing Housing
1—B 301 R		Gasket, Governor Case
2—B 569 R		Shim, Governor Left Bearing Housing
2—B 571 R		Shim, Fan Shaft Rear Bearing Housing
1—B 701 R		Gasket, Crankcase Cover

DECALCOMANIA SETS



Key	Part No.	Serial No.	Description
..	AA 4264 R	(-)	Decalcomania Set consisting of:
	(Decalcomanias are furnished in sets only as listed)		
1	JD 115	"John Deere" for Sides of Hood (2 used)
2	JD 113	"John Deere" for Seat Support Channel
3	JD 110	"John Deere" for Medallion
4	A 2569 R	"Safety First" for Power Shaft
5	A 2568 R	"Be Careful" for Tractor Speed
6	B 1567 R	"Donaldson Air Cleaner Instructions"
7	Dir. 118	"Filter Servicing Instructions"
8	B 1568 R	"Air Cleaner Oil Level Indicator"

CAP SCREWS



For Attaching	Size	Part No.	Quantity Used
A178R Cam Follower Guide Support.....	1/2" x 1-3/4"	19H 467 R	1
A942R Clutch Lever Bracket to Rear Axle Housing.....	5/8" x 1-3/4"	19H 670 R	3
A944R Speed Control Lever Stop Bracket (Full Length Thread).....	5/16" x 1-1/4"	19H 174 R	2
A1152R Oil Filter Body to Cover.....	5/16" x 1-3/4"	19H 139 R	1
A1152R Oil Filter Body to Head.....	5/16" x 2-1/4"	19H 150 R	2
A1152R Oil Filter Body to Cover.....	5/16" x 1-1/2"	19H 130 R	1
A1152R Oil Filter Body to Cover.....	5/16" x 2"	19H 143 R	2
A1363R Brake Shoe Carrier to Rear Axle Housing.....	5/8" x 2"	19H 676 R	4
A1597R Oil Pump Drive Gear Bearing to Cam Follower Guide (Drilled).....	3/8" x 3/4"	D 916 R	2
A1787R Shutter Control Bracket Support to Bracket.....	5/16" x 9/16"	19H 99 R	2
AA1930R Generator Drive Pulley.....	5/16" x 1-1/4"	19H 127 R	2
AB210R Magneto to Governor Case.....	3/8" x 1-1/2"	19H 233 R	1
AB237R Carburetor to Manifold.....	3/8" x 1"	19H 211 R	2
AB545R Air Stack Flange to Bracket.....	3/8" x 3/4"	19H 203 R	3
AB546R Overdrive and Shaft, L. H. Bearing Cover to Case (Drilled).....	7/16" x 1-1/4"	A 310 R	2
AB552R Platform to Rear Axle Housing.....	5/8" x 1-1/2"	19H 664 R	4
AB580R Drawbar to Rear Axle Housing.....	5/8" x 1-1/2"	19H 664 R	4
AB585R Pulley Brake Adjusting Screw (Full Length Thread).....	3/8" x 1-3/4"	19H 242 R	1
AB590R Upper Water Pipe to Cylinder Block.....	1/2" x 1-1/4"	19H 448 R	4
AB614R Transmission Case Cover to Case.....	3/8" x 3-1/4"	19H 281 R	1
AB614R Transmission Case Cover to Case.....	3/8" x 1"	19H 211 R	5
AB649R Air Stack to Air Cleaner Bracket.....	3/8" x 3/4"	19H 203 R	3
AB676R Brake Housing to Transmission Case, R. H.....	1/2" x 1-1/2"	19H 457 R	2
AB677R Brake Housing to Transmission Case, L. H.....	1/2" x 1-1/2"	19H 457 R	3
AB706R Magneto to Governor Case.....	3/8" x 1-1/2"	19H 233 R	1
AB740R Platform to Rear Axle Housing.....	5/8" x 1-1/2"	19H 664 R	4
AB757R Magneto to Governor Case.....	3/8" x 1-1/4"	19H 221 R	1
AB805R L. H. Wheel Brake Shaft Bracket to Rear Axle Housing.....	1/2" x 1-1/2"	19H 457 R	1
AB867R Hub Cap to Hub.....	5/16" x 1-1/2"	19H 130 R	3
AB985R Platform to Rear Axle Housing.....	5/8" x 1-1/2"	19H 664 R	4
AB991R Platform to Rear Axle Housing.....	5/8" x 1-1/2"	19H 664 R	4
AB1032R Front Wheel Knuckle Nut.....	5/16" x 1"	19H 112 R	1
AB1390R First Reduction Gear Cover to Transmission.....	7/16" x 1-1/4"	19H 332 R	8
AB1390R First Reduction Gear Cover to Case.....	7/16" x 4-1/4"	19H 401 R	1
AB1572R Air Cleaner to Bracket.....	3/8" x 3-1/4"	19H 281 R	3
AB1631R Upper Water Pipe to Cylinder Block.....	1/2" x 1-1/4"	19H 448 R	4
AB2520R Rear Axle Housing Cover to Rear Axle Housing.....	3/8" x 1"	19H 211 R	14
AB2598R Crankcase Cover to Crankcase.....	3/8" x 1-1/2"	19H 233 R	2
AB2762R Pulley Brake Adjusting Screw (Full Length Thread).....	3/8" x 1-3/4"	19H 242 R	1
AB3125R R. H. Main Bearing to Case (Drilled).....	9/16" x 1-1/4"	B 123 R	4
AB4078R Generator Front Mounting Holes to Generator Bracket (Special Length Thread).....	5/16" x 2-1/4"	19H 150 R	1
AB4092R Starting Motor to Crankcase Cover.....	3/8" x 1"	19H 211 R	3
AB4116R Camshaft Gear to Camshaft (Special).....	3/8" x 1"	A 487 R	3
AB4218R Oil Pump Body to Transmission Case.....	1/2" x 1-1/4"	19H 448 R	3
AB4236R Governor, L. H. Bearing Housing to Governor Case.....	3/8" x 1"	19H 211 R	4
AC119R Wheel Hub Cap to Wheel.....	3/8" x 1-1/4"	19H 221 R	3
AH653R Magneto to Governor.....	3/8" x 1-1/4"	19H 221 R	1
B131R L. H. Main Bearing Cover to L. H. Main Bearing Housing.....	5/16" x 1-3/4"	19H 139 R	3
B131R L. H. Main Bearing Cover to L. H. Main Bearing Housing.....	5/16" x 1"	19H 112 R	2
B157R Overdrive Gear and Shaft, R. H. Bearing Cover to First Reduction Gear Cover.....	5/16" x 9/16"	19H 99 R	2
B167R Clutch Fork Bearing to Gear Cover (Full Length Thread).....	3/8" x 1-3/4"	19H 256 R	4
B191R Differential Bearing Quill to Transmission Case, L. H.....	1/2" x 1-1/2"	19H 457 R	2
B198R Camshaft, R. H. Bearing Housing to Case (Drilled).....	3/8" x 1"	D 459 R	2
B247R Oil Pump Cover to Body.....	3/8" x 1"	19H 211 R	4
B253R Oil Pump Drive Gear Bearing to Cam Follower Support (Drilled).....	3/8" x 3/4"	D 916 R	2
B269R Governor Case to Transmission Case.....	7/16" x 1-1/4"	19H 332 R	5
B287R Fan Shaft Rear Bearing Housing to Governor Case.....	3/8" x 1"	19H 211 R	3
B290R Front Fan Bearing Housing to Front Support.....	3/8" x 1"	19H 211 R	2
B292R Fan Shaft Support Tube Packing Retainer to Rear Fan Bearing Housing.....	5/16" x 3/4"	19H 105 R	3
B314R Power Shaft Bearing Cover to Case (Drilled).....	3/8" x 1"	D 459 R	2
B331R Sliding Gear Shaft and Countershaft, L. H. Bearing Cover to Case.....	3/8" x 1-1/4"	19H 221 R	4
B333R Countershaft R. H. Bearing Housing to Case (Drilled).....	7/16" x 1-1/4"	A 310 R	2
B378R Gear Shifter Shaft End and Adjusting Screw.....	5/16" x 1"	19H 112 R	1
B395R Radiator Bottom Tank to Front End.....	5/8" x 1-1/2"	19H 664 R	2
B395R Radiator to Front End Support.....	5/8" x 1-3/4"	19H 670 R	2
B428R Oil Pressure Regulating Valve Bracket to Governor Case (Drilled).....	3/8" x 1-1/2"	C 528 R	1



CAP SCREWS—Continued

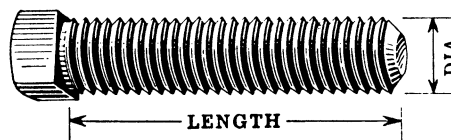
For Attaching	Size	Part No.	Quantity Used
B428R Oil Pressure Regulating Valve to Governor Case (Drilled).....	3/8" x 1"	D 459 R	1
B433R Oil Filter Body to Oil Filter Head.....	5/16" x 1-3/4"	19H 139 R	1
B433R Oil Filter Body to Head.....	5/16" x 2-1/4"	19H 150 R	2
B639R Brake Latch to Housing, R. H. and L. H.....	1/2" x 2"	19H 475 R	2
B650R Fan Shaft Support to Front End Support.....	1/2" x 1-1/4"	19H 448 R	2
B669R Rear Axle Housing to Case.....	1/2" x 1-1/2"	19H 457 R	12
B676R Rear Wheel Brake Housing to Transmission Case.....	1/2" x 1-1/2"	19H 457 R	1
B687R R. H. Wheel Brake Shaft Bracket to Rear Axle Housing.....	1/2" x 1-1/2"	19H 457 R	2
B700R Crankcase Cover to Case.....	3/8" x 1"	19H 211 R	6
B715R Brake Housing Opening Cover.....	1/2" x 3/4"	19H 428 R	3
B716R Brake Housing to Transmission Case (Service Brake).....	1/2" x 1-1/2"	19H 457 R	2
B729R Rear Axle Housing to Transmission Case.....	1/2" x 1-1/2"	19H 457 R	12
B765R Drawbar Support to Rear Axle Housing.....	5/8" x 1-1/2"	19H 664 R	4
B778R Carburetor Air Intake Elbow to Carburetor.....	3/8" x 1"	19H 211 R	2
B813R Front End Support to Cylinder, Front.....	5/8" x 2-3/4"	19H 698 R	2
B813R Front End Support to Transmission Case.....	5/8" x 1-3/4"	19H 670 R	4
B813R Rear of Front End Support to Cylinder Block.....	5/8" x 1-3/4"	19H 670 R	2
B813R Side of Front End Support to Cylinder Block.....	5/8" x 1-3/4"	19H 670 R	2
B835R Dust Shield, R. H., to Transmission Case.....	1/2" x 1-1/4"	19H 448 R	1
B836R Dust Shield, L. H., to Transmission Case.....	1/2" x 1"	19H 438 R	1
B870R Fan Shaft Rear Bearing Housing to Governor Case.....	3/8" x 1"	19H 211 R	3
B1028R Head Lamp Bracket to Radiator Top Tank.....	5/16" x 1-3/4"	C 1105 R	2
B1033R Generator Adjusting Strap to Generator.....	5/16" x 3/4"	19H 105 R	1
B1102R Oil Pressure Adjusting Screw Hole in Governor Case.....	3/8" x 3/4"	19H 203 R	1
B1102R Governor Case to Transmission Case.....	7/16" x 1-1/4"	19H 448 R	5
B1488R Carburetor Intake Elbow to Carburetor.....	3/8" x 1"	19H 211 R	2
B1608R Crank Ratchet to Flywheel.....	5/8" x 1-1/2"	19H 664 R	2
B1649R Breather Body to Crankcase Cover.....	3/8" x 1-1/4"	19H 221 R	2
B1679R Power Shaft Oil Seal Housing to Rear Axle Housing Cover.....	3/8" x 1"	19H 211 R	3
B1854R Clutch Fork Bearing to Gear Cover (Special Length Thread).....	3/8" x 2"	19H 256 R	4
B1854R Clutch Fork Bearing to Gear Cover (Full Length Thread).....	3/8" x 1-3/4"	19H 242 R	2
B2079R Power Shaft Oil Seal Housing to R. A. Housing Cover (Full Length Thread).....	3/8" x 1-3/4"	19H 242 R	3
D1769R Steering Worm Housing to Steering Gear Housing.....	1/2" x 1-1/4"	19H 448 R	4
D2606R Hand Lever Pawl to Lever.....	7/16" x 1-1/2"	19H 340 R	1
D2914R Lamp Bracket to Support.....	5/16" x 1"	19H 112 R	2

CAP SCREWS—FILLISTER HEAD



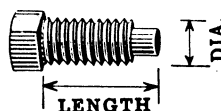
For Attaching	Size	Part No.	Quantity Used
AA1930R Generator Drive Pulley Assembly.....	5/16" x 1-1/4"	A 2211 R	2

SET SCREWS—SQUARE HEAD—CUP POINT



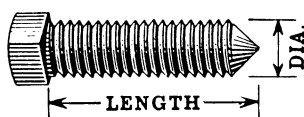
B378R for Gear Shifter Shaft.....	7/16" x 3-3/4"	22H 139 R	1
C264R Scraper Blade Holder (Rear Wheel).....	5/8" x 2"	22H 248 R	1

SET SCREWS—SQUARE HEAD—DOG POINT



A80R Speed Control Lever.....	5/16" x 3/4"	A 320 R	1
A944R Speed Control Bracket.....	5/16" x 3/4"	A 320 R	1

SET SCREWS—SQUARE HEAD—CONICAL POINT



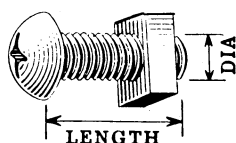
For Attaching	Size	Part No.	Quantity Used
B272R Governor Arm to Governor Lever Shaft.....	3/8" x 1-3/8"	22H 87 R	1
B1644R Control Conduit to Dash.....	3/8" x 1"	22H 80 R	1

MACHINE SCREWS AND STOVE BOLTS—ROUND HEAD—WITHOUT NUTS



A1247R Heat Indicator Bracket to Governor Case.....	1/4" x 1/2"	21H 597 R	2
AB326R Oil Filter By-Pass Valve Leaf Spring to Filter Body.....	1/4" x 1/2"	21H 597 R	2
AB1243R Top Tie Bar to Frame.....	1/4" x 1/2"	21H 597 R	4
B271R Inside Governor Lever to Control Shaft.....	1/4" x 1/2"	21H 597 R	2
B1592R Choke Tube Support.....	1/4" x 1/2"	21H 597 R	1
B1645R Dash Cover to Dash.....	No. 10 x 3/8"	21H 404 R	2

MACHINE SCREWS—CROSS RECESS—ROUND HEAD WITH SQUARE NUTS



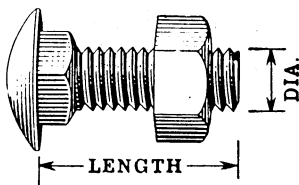
AA2297R Power Shaft Safety Shield to Oil Seal Housing.....	5/16" x 1"	(AA 4956 R)	4
		(AA 4958 R)	

DRIVE SCREWS—ROUND HEAD



AB221R Radiator Curtain.....	No. 7 x 3/8"	D 454 R	4
------------------------------	--------------	---------	---

CARRIAGE BOLTS WITH HEXAGON NUTS

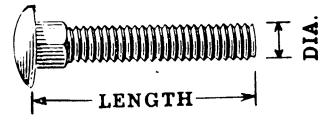


For Attaching	Size	Part No.	Pieces Used	Quantity	Part No.	Furnished in Pkg.	Quantity
AB805R Brake Shaft Bracket to Platform.....	3/8" x 1-1/4"	2H 322 R	1	2P 322 R	50		
C1573R Hood to Hood Clip Bracket.....	3/8" x 1-1/4"	2H 322 R	2	2P 322 R	50		
C1573R Hood to Fuel Tank Rear Support.....	3/8" x 1-1/2"	2H 338 R	2	2P 338 R	50		
C1573R Hood Clip to Fuel Tank Rear Support.....	3/8" x 1-1/4"	2H 322 R	2	2P 322 R	50		
C1573R Hood Clip to Fuel Tank Support.....	3/8" x 1-1/4"	2H 322 R	1	2P 322 R	50		
D583R On Rim Clamp.....	1/2" x 3"	2H 676 R	1	2P 676 R	25		
D2628R In Rear Wheel Weight.....	3/4" x 3-3/4"	3H 1002 R	2	3P 1002 R	25		
AD1606R Seat to Seat Channel Support.....	5/8" x 3"	3H 719 R	1	3P 719 R	25		

HARDWARE LIST FOR TRACTORS—MODELS “BR” AND “BO” (NOT STYLED) (Serial No. 325000—

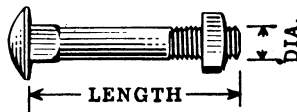
) 97

CARRIAGE BOLTS WITHOUT NUTS



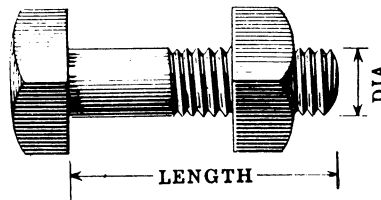
For Attaching	Size	Pieces Used		Furnished in Pkg.	
		Part No.	Quantity	Part No.	Quantity
AD1606R Seat to Seat Channel Support.....	5/8" x 2-1/2"	3H 704 R	1	3P 704 R	25
AD1606R Seat to Seat Support (K.W.).....	5/8" x 1-1/4"	3H 664 R	1	3P 664 R	25
C1030R In Extension Rim Clip.....	3/4" x 1-7/8"	D 411 R	2	AD 2803 R	25
C2148R Rear Wheel Support to Road Band Support.....	3/4" x 1-7/8"	D 411 R	1	AD 2803 R	25
C2148R Rear Wheel Support to Rear Wheel.....	3/4" x 1-7/8"	D 411 R	1	AD 2803 R	25
C2199R On Sand Lug.....	3/4" x 1-1/4"	C 1517 R	1	AC 1301 R	25
D233R On Spade Lug 4".....	3/4" x 1-7/8"	D 411 R	2	AD 2803 R	25
D1078R In Spade Lug 5".....	3/4" x 1-7/8"	D 411 R	2	AD 2803 R	25
D1283R In Spade Lug 5" (A Shaped).....	3/4" x 1-7/8"	D 411 R	2	AD 2803 R	25
D2121R In Spade Lug (Heavy Duty 5").....	3/4" x 1-7/8"	D 411 R	2	AD 2803 R	25
D2447R In Spade Lug (Heavy Duty 4").....	3/4" x 1-7/8"	D 411 R	2	AD 2803 R	25

CARRIAGE BOLTS WITH SQUARE NUTS



AD1606R Seat to Seat Support.....	1/2" x 1-7/8"	A 2297 R	1	AA 4952 R	10
C1573R Hood Clip to Hood Support Bracket on Fan Shroud.....	3/8" x 2-1/2"	2H 378 R	2	2P 378 R	25

MACHINE BOLTS WITH SQUARE NUTS



A215R Guide Bands to Front Wheels.....	1/2" x 1"	7H 720 R	16	7P 720 R	25
A1020R Drawbar End to Drawbar.....	5/8" x 1-3/4"	8H 923 R	2	8P 923 R	25
A1371R In Brake Cross Shaft Lever.....	1/2" x 2-1/2"	7H 825 R	1	7P 825 R	25
A1373R In Hand Lever.....	1/2" x 2-1/2"	7H 825 R	1	7P 825 R	25
A1822R Drawbar End to Drawbar.....	5/8" x 2"	8H 947 R	2	8P 947 R	25
AB229R Fan Shroud to Radiator Side.....	3/8" x 3/4"	7H 301 R	4	7P 303 R	50
AB313R In Overdrive Shifter Lever.....	3/8" x 1-1/2"	8H 219 R	1	8P 219 R	50
AB612R Fuel Tank Rear Support to Governor Case.....	1/2" x 1-1/2"	7H 741 R	2	7P 741 R	25
AB624R R. H. Fender Braces to Platform Support.....	3/8" x 1"	7H 317 R	2	7P 319 R	50
AB624R R. H. Fender Crown Sheet to Platform Cross Angle.....	3/8" x 1"	7H 317 R	4	7P 319 R	50
AB625R L. H. Fender Braces to Platform Support.....	3/8" x 1"	7H 317 R	2	7P 319 R	50
AB625R L. H. Fender Crown Sheet to Platform Cross Angle.....	3/8" x 1"	7H 317 R	4	7P 319 R	50
AB659R Front Support to R. H. Citrus Fender.....	3/8" x 1-1/4"	7H 335 R	2	7P 335 R	50
AB659R R. H. Citrus Fender Front Support to Front End Support.....	1/2" x 1-1/2"	7H 741 R	1	7P 741 R	25
AB736R R. H. Fender to Platform Support and Cross Angle.....	1/2" x 1"	7H 720 R	1	7P 722 R	25
AB736R R. H. Fender Braces to Platform Support.....	3/8" x 1"	7H 317 R	2	7P 319 R	50
AB736R R. H. Fender Crown Sheet to Fender Cross Angle.....	1/2" x 1"	7H 720 R	4	7P 722 R	25
AB736R R. H. Fender Side Sheet to Platform Support.....	1/2" x 1"	7H 720 R	2	7P 722 R	25
AB737R L. H. Fender to Platform Support and Cross Angle.....	1/2" x 1"	7H 720 R	1	7P 722 R	25
AB737R L. H. Fender Braces to Platform Support.....	3/8" x 1"	7H 317 R	2	7P 319 R	50
AB737R L. H. Fender Crown Sheet to Fender Cross Angle.....	1/2" x 1"	7H 720 R	4	7P 722 R	25
AB737R L. H. Fender Side Sheet to Platform Support.....	1/2" x 1"	7H 720 R	2	7P 722 R	25
AB981R R. H. Fender Crown Sheet to Fender Cross Angle.....	1/2" x 1"	7H 720 R	2	7P 722 R	25
AB981R R. H. Fender with Brace.....	3/8" x 1"	7H 317 R	2	7P 319 R	50
AB981R R. H. Fender Side Sheet to Platform Support.....	1/2" x 1"	7H 720 R	2	7P 722 R	25
AB982R L. H. Fender Crown Sheet to Fender Cross Angle.....	1/2" x 1"	7H 720 R	2	7P 722 R	25
AB982R L. H. Fender with Brace.....	3/8" x 1"	7H 317 R	2	7P 319 R	50
AB982R L. H. Fender Side Sheet to Platform Support.....	1/2" x 1"	7H 720 R	2	7P 722 R	25
AB987R R. H. Fender Side Sheet to Platform Support.....	1/2" x 1"	7H 720 R	2	7P 722 R	25
AB987R R. H. Fender with Brace.....	3/8" x 1"	7H 317 R	2	7P 319 R	50
AB988R L. H. Fender Side Sheet to Platform Support.....	1/2" x 1"	7H 720 R	2	7P 722 R	25
AB988R L. H. Fender with Brace.....	3/8" x 1"	7H 317 R	2	7P 319 R	50

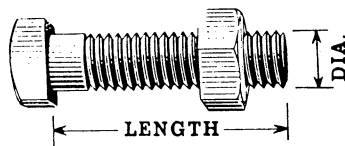


HARDWARE LIST FOR
98 TRACTORS—MODELS “BR” AND “BO” (NOT STYLED) (Serial No. 325000—)

MACHINE BOLTS WITH SQUARE NUTS—Continued

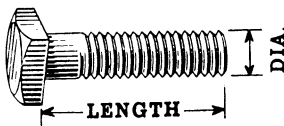
For Attaching	Size	Pieces Used		Furnished in Pkg.	
		Part No.	Quantity	Part No.	Quantity
AB1417R In Underdrive Shifter Lever.....	3/8" x 1-1/2"	8H 219 R	1	8P 219 R	50
B72R Drawbar Rear Support to R. H. and L. H. Supports..	1/2" x 1-1/2"	7H 741 R	4	7P 741 R	25
B72R Drawbar Rear Support to R. H. and L. H. Supports..	1/2" x 1-3/4"	7H 771 R	4	7P 771 R	25
B388R In Overdrive Shifter Lever.....	3/8" x 1-1/2"	8H 219 R	1	8P 219 R	50
B396R Radiator Sides to Top and Bottom Tanks.....	5/16" x 1-1/8"	7H 179 R	16	7P 181 R	50
B398R Radiator Straps to Top and Bottom Tanks.....	5/16" x 7/8"	7H 162 R	15	7P 164 R	50
B398R Radiator Strap to Radiator Bottom Tank.....	5/16" x 7/8"	7H 162 R	5	7P 164 R	50
B630R L. H. Citrus Fender Front Support to Front End Support.....	1/2" x 1-1/2"	7H 741 R	1	7P 741 R	25
B630R Front Support to L. H. Citrus Fender.....	3/8" x 1-1/4"	7H 335 R	4	7P 335 R	50
B650R Fan Shaft Support to Front End.....	1/2" x 1-1/4"	7H 730 R	2	7P 730 R	25
B711R In Gear Shift Arm.....	3/8" x 1-1/2"	8H 219 R	1	8P 219 R	50
B797R Fuel Tank Rear Support Plate to Rear Support.....	1/2" x 1"	7H 720 R	2	7P 722 R	25
B845R Seat Channel Stop Strap to Rear Axle Housing Cover.....	5/8" x 4-3/4"	8H 1138 R	1	8P 1138 R	25
B847R Seat Spring Bolt Strap to Rear Axle Housing Cover..	5/8" x 3-1/4"	8H 1045 R	1	8P 1045 R	25
B1028R Lamp Bracket to Radiator Top Tank.....	5/16" x 1-3/4"	7H 207 R	2	7P 207 R	50
B1031R Generator Bracket to Fan Shaft Support.....	7/16" x 1-1/4"	7H 563 R	3	7P 563 R	50
B1033R Generator Adjusting Strap to Generator Bracket...	5/16" x 7/8"	7H 162 R	1	7P 164 R	50
B1385R Fan Shaft Support to Front End.....	1/2" x 1-1/4"	7H 730 R	2	7P 730 R	25
C1646R Button Lug to Rear Wheel.....	1/2" x 1-1/2"	7H 741 R	1	7P 741 R	25
D349R Through Drawbar Spacer and Support.....	3/4" x 4"	8H 1447 R	1	8P 1447 R	25
D2914R Lamp Bracket to Rear Fender.....	5/16" x 1-1/8"	7H 179 R	2	7P 181 R	50
B2145R Swinging Drawbar Clamp to Drawbar Rear Support..	1/2" x 2-3/4"	7H 1022 R	2	7P 1022 R	25
F817R Swinging Drawbar Clamp to Drawbar Rear Support..	1/2" x 3-1/2"	7H 895 R	2	7P 895 R	25

MACHINE BOLTS WITH HEX. NUTS



A1786R Shutter Control Lever.....	3/8" x 2-3/4"	7H 428 R	1	7P 428 R	25
A1822R Drawbar End to Swinging Drawbar.....	3/4" x 3"	8H 1388 R	2	8P 1388 R	25
A1827R Wheel Weight to Wheel.....	1/2" x 4-3/4"	7H 955 R	3	7P 955 R	25
A2760R Rim Clamp to Rim.....	5/8" x 2-1/2"	8H 2246 R	6	8P 2246 R	10
AB214R Steering Shaft Bearing to Steering Shaft Bracket...	1/2" x 4-1/2"	7H 948 R	1	7P 948 R	25
AB599R Muffler to Exhaust Manifold.....	3/8" x 1-1/4"	7H 335 R	4	7P 335 R	50
AB4078R In Generator Mounting Holes.....	5/16" x 1-1/2"	7H 1031 R	2	7P 1031 R	50
AB4078R In Generator Rear Mounting Hole to Generator Bracket.....	5/16" x 1-1/2"	7H 1031 R	1	7P 1031 R	50
B710R In Gear Shifter Lever.....	3/8" x 1-1/2"	7H 367 R	1	7P 367 R	10
B789R Steering Shaft Rear Support to Clutch Lever Bracket.	1/2" x 3-1/2"	7H 895 R	1	7P 895 R	25
C264R Scraper Blade Holder to Scraper Bar.....	1/2" x 2-1/4"	7H 814 R	2	7P 814 R	25
C264R Scraper Blade Holder to Extension Scraper Bar.....	1/2" x 2-3/4"	7H 1022 R	2	7P 1022 R	25
D1769R Steering Worm Adjusting Nut Clamp Bolt.....	1/2" x 3"	8H 2244 R	1	8P 2244 R	25
D2183R Wheel Weight to Wheel.....	3/4" x 6"	8H 1545 R	2	8P 1545 R	10

MACHINE BOLTS WITHOUT NUTS

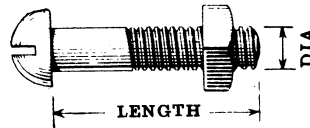


A618R Seat Spring Bolt.....	5/8" x 9"	8H 1268 R	1	8P 1268 R	10
AB253R Flywheel to Crankshaft.....	5/8" x 4"	8H 1103 R	2	8P 3337 R	10
AB579R Drawbar to Front Support.....	3/4" x 4-3/4"	8H 1496 R	1	8P 3339 R	10
AB705R Flywheel to Crankshaft.....	5/8" x 4"	8H 1103 R	2	8P 3337 R	10
B398R Radiator Straps to Top and Bottom Tank.....	5/16" x 7/8"	7H 162 R	14	7P 164 R	50
C2148R On Rear Wheel Support to Wheel.....	3/4" x 2-1/4"	8H 1348 R	1	8P 1348 R	25
D2628R Wheel Weight to Wheel.....	3/4" x 4-3/4"	8H 1496 R	2	8P 3339 R	10

HARDWARE LIST FOR TRACTORS—MODELS “BR” AND “BO” (NOT STYLED) (Serial No. 325000—

99

STOVE BOLTS—ROUND HEAD—SQUARE NUT (Furnished only as machine screws and square nuts. Packaged separately.)

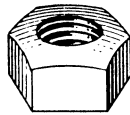


For Attaching	Size	Pieces Used		Quantity	Furnished in Pkg.	
		Part No.			Part No.	Quantity
A470R Spark Plug Cable Clamp to Conduit Shield...	1/4" NC-2 x 1-1/4"	13H 241 R		1	(21P 627 R 14P 621 R	50
AB417R Radiator Guard to Radiator Side.....	5/16" NC-2 x 1"	13H 324 R		4	(21P 701 R AA 4958 R	50
AB624R R. H. Fender Side to Platform Support....	5/16" NC-2 x 3/4"	13H 311 R		8	(21P 692 R AA 4958 R	50
AB625R L. H. Fender Side Sheet to Platform Support	5/16" NC-2 x 3/4"	13H 311 R		8	(21P 692 R AA 4958 R	50
AB689R Tool Box to L. H. Fender Front Dust Shield and Fender Side Sheet.....	1/4" NC-2 x 5/8"	13H 193 R		5	(21P 605 R 14P 621 R	50
AB736R R. H. Fender Crown Sheet to R. H. Fender Front Support.....	5/16" NC-2 x 3/4"	13H 311 R		2	(21P 692 R AA 4958 R	50
AB736R R. H. Fender Side Sheet to Platform Support	5/16" NC-2 x 3/4"	13H 311 R		8	(21P 692 R AA 4958 R	50
AB737R L. H. Fender Side Sheet to Platform Support	5/16" NC-2 x 3/4"	13H 311 R		8	(21P 692 R AA 4958 R	50
AB737R L. H. Fender Crown Sheet to L. H. Fender Front Support.....	5/16" NC-2 x 3/4"	13H 311 R		2	(21P 692 R AA 4958 R	50
AB788R Brake Dust Guard to L. H. Dust Shield and Fenders.....	5/16" NC-2 x 3/4"	13H 311 R		2	(21P 692 R AA 4958 R	50
AB836R L. H. Fender Front to L. H. Dust Shield...	5/16" NC-2 x 3/4"	13H 311 R		2	(21P 692 R AA 4958 R	50
AB981R R. H. Fender Side Sheet to Platform Support	5/16" NC-2 x 3/4"	13H 311 R		1	(21P 692 R AA 4958 R	50
AB993R R. H. Fender Side Sheet to Platform Support	5/16" NC-2 x 3/4"	13H 311 R		8	(21P 692 R AA 4958 R	50
AB993R R. H. Fender Crown Sheet to R. H. Fender Front Support.....	5/16" NC-2 x 3/4"	13H 311 R		2	(21P 692 R AA 4958 R	50
AB994R L. H. Fender Side Sheet to Platform Support	5/16" NC-2 x 3/4"	13H 311 R		8	(21P 692 R AA 4958 R	50
AB994R L. H. Fender Crown Sheet to L. H. Fender Front Support.....	5/16" NC-2 x 3/4"	13H 311 R		2	(21P 692 R AA 4958 R	50
AB1194R Battery Box to Support and Brace.....	1/4" NC-2 x 5/8"	13H 193 R		4	(21P 605 R 14P 621 R	50
AB1194R Battery Box and Support Spacer to Support and Brace.....	5/16" NC-2 x 1-3/4"	13H 348 R		4	(21P 721 R AA 4958 R	50
B465R Spark Plug Cable Conduit Clamp to Conduit.	5/16" NC-2 x 1-1/2"	13H 343 R		1	(21P 717 R AA 4958 R	50
B465R Spark Plug Cable Conduit Clamp to Fan Shaft Tube.....	5/16" NC-2 x 1-3/4"	13H 348 R		1	(21P 721 R AA 4958 R	50
B732R Brake Dust Guard to L. H. Dust Shield and Fender.....	5/16" NC-2 x 3/4"	13H 311 R		3	(21P 692 R AA 4958 R	50
B835R R. H. Dust Shield to Pulley Guard and Dust Shield Extension.....	5/16" NC-2 x 3/4"	13H 311 R		3	(21P 692 R AA 4958 R	50
B838R Brake Dust Guard to L. H. Dust Shield and Fender.....	5/16" NC-2 x 3/4"	13H 311 R		3	(21P 692 R AA 4958 R	50
B839R R. H. Fender Front Brace to Fender Crown Sheet.....	5/16" NC-2 x 3/4"	13H 311 R		2	(21P 692 R AA 4958 R	50
B840R L. H. Fender Front Brace to Fender Crown Sheet.....	5/16" NC-2 x 3/4"	13H 311 R		2	(21P 692 R AA 4958 R	50
B999R Battery Box Support to Brace.....	No. 10 NC-2 x 5/8"	13H 93 R		4	(21P 425 R 14P 619 R	50
B1654R Fuel Control Bracket to Battery Box.....	1/4" NC-2 x 5/8"	13H 193 R		2	(21P 605 R 14P 621 R	50
C1400R In Dust Cover.....	1/4" NC-2 x 5/8"	13H 193 R		4	(21P 605 R 14P 621 R	50




HARDWARE LIST FOR 100 TRACTORS—MODELS “BR” AND “BO” (NOT STYLED) (Serial No. 325000—)

HEXAGON NUTS



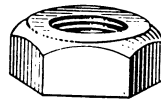
For Attaching	Size	Part No.	Pieces Used	Furnished in Pkg.	
			Quan- tity	Part No.	Quan- tity
1791R On Blade Holder Set Screw.....	5/8" NC-2	14H 264 R	1	14P 399 R	25
1971R On Rear Wheel Weight Bolt.....	3/4" NC-2	14H 267 R	1	14P 404 R	25
A119R On Camshaft L.H. Bearing Housing Stud.....	3/8" NC-2	14H 382 T	2	Not Packaged	
A327R On Wheel Weight Bolt.....	3/4" NC-2	14H 267 R	2	14P 404 R	25
A942R On Clutch Lever Bracket to Rear Axle Housing Studs...	5/8" NC-2	14H 264 R	3	14P 399 R	25
A944R On Throttle Lever Stop Screw.....	5/16" NC-2	14H 267 R	1	14P 404 R	25
A981R On Brake Band Adjusting Rod.....	3/8"	A 983 R	1	Not Packaged	
A1298R On Spud Lug (for Golf Course).....	3/4" NC-2	14H 267 R	1	14P 404 R	25
A1786R On Shutter Control Lever Bolt.....	3/8" NC-2	14H 382 T	1	Not Packaged	
A1828R On Hook Bolt.....	5/8" NC-2	14H 264 R	3	14P 399 R	25
A2610R Cable Clip to Hood.....	3/8" NC-2	14H 382 T	3	Not Packaged	
AA380R Steering Wheel to Shaft.....	3/4" NF-3	14H 403 R	1	14P 403 R	25
AA794R On Clutch Lever Pivot Bolt.....	5/8" NC-2	14H 264 R	1	14P 399 R	25
AB253R On Flywheel Bolt.....	5/8" NC-2	14H 264 R	2	14P 399 R	25
AB311R On Cylinder Head Stud.....	9/16" NC-2	14H 272 R	9	14P 395 R	25
AB476R On Cylinder Flange Studs.....	5/8" NC-2	14H 264 R	6	14P 399 R	25
AB585R On Pulley Brake Adjusting Screw.....	3/8" NC-2	14H 382 T	1	Not Packaged	
AB616R On Air Cleaner Bracket to Radiator Top Tank Stud...	1/2" NC-3	14H 392 R	2	14P 392 R	50
AB618R On Radius Rod Ends.....	7/8" NC-2	14H 270 R	2	14P 270 R	25
AB705R On Flywheel Bolts.....	5/8" NC-2	14H 264 R	2	14P 399 R	25
AB1189R On Light Switch Handle.....	3/8" NF-2	14H 383 R	1	14P 383 R	50
AB1196R On Battery Clamp Bolt.....	5/16" NC-2	14H 253 R	1	14P 253 R	50
AB1390R First Reduction Gear Cover Stud.....	7/16" NC-2	14H 257 R	2	14P 257 R	50
AB1450R On Cylinder to Case Stud.....	5/8" NC-2	14H 264 R	7	14P 399 R	25
AB1838R On Starter Switch Handle.....	3/8" NF-2	14H 383 R	1	14P 383 R	50
AB2762R On Pulley Brake Adjusting Screw.....	3/8" NC-2	14H 382 T	1	Not Packaged	
AB4078R On Generator Bracket Screw.....	5/16" NC-2	14H 253 R	1	14P 253 R	50
AB4227R On Choke Rod and Tube.....	3/8" NF-2	14H 383 R	1	14P 383 R	50
AC649R On Cast Cone Lug.....	3/4" NC-2	14H 267 R	1	14P 404 R	25
B191R On Differential Bearing Quill to Case Stud.....	1/2" NC-3	14H 392 R	1	14P 392 R	50
B208R On Tappet Lever Adjusting Screw.....	3/8" NF-2	14H 383 R	1	14P 383 R	50
B272R On Governor Arm Set Screw.....	3/8" NC-2	14H 382 T	1	Not Packaged	
B355R On Cylinder Head Stud.....	9/16" NC-2	14H 395 R	9	14P 395 R	25
B642R On R.H. Brake Pedal Shaft.....	1/2" NC-3	14H 392 R	1	14P 392 R	50
B643R On L.H. Brake Pedal Shaft.....	1/2" NC-3	14H 392 R	1	14P 392 R	50
B723R On Brake Operating Rod.....	3/8" NC-2	14H 382 T	1	Not Packaged	
B752R On Clutch Operating Rod.....	1/2" NC-3	14H 392 R	1	14P 392 R	50
B772R On Manifold Studs.....	7/16" NC-2	14H 257 R	4	14P 257 R	50
B782R On Steering Gear Housing to Case Stud.....	1/2" NC-3	14H 392 R	2	14P 392 R	50
B791R On Speed Control Rod.....	5/16" NC-2	14H 253 R	1	14P 253 R	50
B803R On Steering Arm to Knuckle Stud, R.H.....	9/16" NF-2	14H 394 R	2	14P 394 R	25
B804R On Steering Arm to Knuckle Stud, L. H.....	9/16" NF-2	14H 394 R	2	14P 394 R	25
B807R Tie Rod to Ends.....	3/4" NF-3	14H 403 R	2	14P 403 R	25
B814R On Radius Rod Pivot Stud.....	3/4" NC-2	14H 267 R	1	14P 404 R	25
B818R On Spindle Taper Lock Bolts.....	5/16" NC-2	14H 253 R	2	14P 253 R	50
B1348R On Manifold Stud.....	7/16" NC-2	14H 257 R	4	14P 257 R	50
B1353R On Oil Pump Body to Case Stud.....	1/2" NC-3	14H 392 R	3	14P 392 R	50
B1563R On Rear Wheel Weight Hook Bolt.....	3/4" NC-2	14H 267 R	1	14P 404 R	25
B1592R On Choke Tube Support Screw.....	1/4" NC-2	14H 251 R	1	14P 251 R	50
B1711R On Tappet Lever Shaft Bracket Stud.....	7/16" NC-2	14H 257 R	2	14P 257 R	50
C264R On Scraper Blade Holder Set Screw.....	5/8" NC-2	14H 264 R	1	14P 399 R	25
C1030R On Extension Rim Clip to Bolts.....	3/4" NC-2	14H 267 R	2	14P 404 R	25
C1517R On Sand Lug Bolt.....	3/4" NC-2	14H 267 R	1	14P 404 R	25
C1716R Spade Lug Bolts.....	5/8" NC-2	14H 264 R	2	14P 399 R	25
C2148R On Road Band Support to Rear Wheel Support Bolt...	3/4" NC-2	14H 267 R	5	14P 404 R	25
C2175R On Magneto to Governor Case Stud.....	3/8" NC-2	14H 382 T	1	Not Packaged	
D233R On 4" Spade Lug Bolt.....	3/4" NC-2	14H 267 R	1	14P 404 R	25
D411R On Spade Lug Bolt.....	3/4" NC-2	14H 267 R	1	14P 404 R	25
D1078R On 5" Spade Lug Bolt.....	3/4" NC-2	14H 267 R	1	14P 404 R	25
D2121R On 5" Heavy Duty Spade Lug Bolt.....	3/4" NC-2	14H 267 R	1	14P 404 R	25
D2447R On 4" Heavy Duty Spade Lug Bolt.....	3/4" NC-2	14H 267 R	1	14P 404 R	25
D2526R On Rear Wheel Rim Clamp Studs.....	3/4" NC-2	14H 267 R	12	14P 404 R	25
D2606R Hand Lever Panel to Lever Screw.....	7/16" NC-2	14H 257 R	1	14P 257 R	50
D2882R On Rim Clamp Stud.....	3/4" NC-2	14H 267 R	4	14P 404 R	25
JD1221R On Rear Wheel Bolt.....	5/8" NC-2	14H 264 R	6	14P 399 R	25

HEXAGON NUTS—CASTELLATED




For Attaching	Size	Pieces Used		Furnished in Pkg.	
		Part No.	Quantity	Part No.	Quantity
AB356R Connecting Rod Bolt Nut.....	1/2" NF-3	B 9 R	4	AB 4255 R	25
AB594R Clutch Driving Disk to Crankshaft.....	7/8" NF-3	C 1104 R	1	AC 1325 R	25
AB1175R On Sliding Gear Shaft.....	1" NF-2	C 535 R	1	AC 1326 R	25
AB1279R Vertical Steering Shaft and Washers (Sub. for B112R)	3/4" NF-2	14H 727 R	2	14P 727 R	25
AB1422R On Countershaft, L.H. End.....	1" NF-2	C 535 R	1	AC 1326 R	25
AB1493R Clutch Drive Disk to Crankshaft.....	7/8" NF-3	C 1104 R	1	AC 1325 R	25
AB4158R On Overdrive Gear and Shaft.....	5/8" NF-3	C 2072 R	1	AC 1323 R	25
AB4162R On Underdrive Gear and Shaft.....	5/8" NF-3	C 2072 R	1	AC 1323 R	25
AB4164R On Overdrive Gear and Shaft.....	5/8" NF-3	C 2072 R	1	AC 1323 R	25
AB4168R Brake Pinion to Shaft (Differential Brakes).....	3/4" NF-3	B 235 R	1	AB 4256 R	25
B118R On Main Bearing Bolt.....	9/16"	B 119 R	1	Not Packaged	
B737R On Clutch Operating Bolt.....	7/16" NF-3	B 163 R	3	AB 4253 R	50
B1362R On Clutch Operating Bolt.....	7/16" NF-3	B 1363 R	3	AB 4254 R	50

HEXAGON JAM NUTS



A1364R On Wheel Brake Adjusting Screw.....	3/4" NC-2	14H 355 R	1	14P 355 R	25
AB874R Brake Pinion to Shaft.....	3/4" NF-3	B 235 R	1	AB 4256 R	25
AF687R On Light Switch.....	3/8" NF-2	14H 651 R	1	14P 651 R	50
B208R Tappet Lever Adjusting Screw.....	3/8" NF-2	14H 383 R	4	14P 383 R	50
B302R On Throttle Rod.....	1/4" NC-2	14H 338 R	1	14P 338 R	50
B424R On Oil Pressure Regulating Valve Adjusting Screw.....	3/8" NC-2	14H 732 R	1	14P 732 R	50
B639R Brake Latch to Brake Housing.....	1/2" NC-2	14H 347 R	1	14P 347 R	50
B639R On Brake Latch Cap Screw.....	1/2" NC-2	14H 347 R	1	14P 347 R	50
B686R On Wheel Brake Camshaft.....	3/4" NC-2	14H 355 R	1	14P 355 R	25
B954R On Shutter Control Rod.....	1/4" NC-2	14H 338 R	1	14P 338 R	50
B1136R On Oil Filter Adjusting Screw.....	5/8" NC-3	14H 352 R	1	14P 352 R	25
B1455R On Throttle Rod.....	1/4" NC-2	14H 338 R	1	14P 338 R	50
C977R On Steering Gear Shaft Adjusting Set Screw.....	5/8" NC-3	14H 352 R	1	14P 352 R	25

RIVETS—ROCK ISLAND OVAL HEAD



For Attaching	Size	Part No.	Quantity Used
A230R Hood Clip Bracket, R. H. to Fan Shroud.....	1/4" x 1/2"	16H 648 A	2
A532R Hood Clip Bracket, L. H. to Fan Shroud.....	1/4" x 1/2"	16H 648 A	2
A981R Brake Band End to Brake Band.....	3/16" x 5/8"	16H 273 A	3
A2545R Seat Spring Bracket to Seat Support.....	1/2" x 1-1/2"	17H 65 A	2
A2755R Seat Adjusting Washer (Upper) to Seat.....	1/4" x 1/2"	16H 648 A	4
AA586R in Brake Latch to Pedal.....	1/4" x 3/4"	16H 677 A	2
AA824R Oil Relief Spring to Filter Cover.....	1/4" x 3/4"	16H 677 A	1
AB324R Oil Pressure Regulating Valve Spring to Bracket.....	1/4" x 1"	16H 701 A	2
AB568R in Brake Band Loop End.....	1/4" x 1/2"	16H 648 A	3
AB570R in Brake Band Lever Assembly.....	3/16" x 3/4"	16H 283 A	2
AB579R Clevis to Drawbar Channel.....	1/2" x 1-7/8"	17H 89 R	2
AB594R Clutch Driving Disk.....	3/16" x 5/8"	16H 273 A	1
AB659R Citrus Fender Front Support Plate to Support.....	5/16" x 1"	16H 1114 A	3
AB742R Side Support to Fender Side and Front, R. H.....	3/16" x 5/8"	16H 273 A	12
AB743R Side Support to Fender Side and Front, L. H.....	3/16" x 5/8"	16H 273 A	12
AB778R in Brake Band.....	1/4" x 1/2"	16H 648 A	3
AB993R Side Support to Fender Side and Front, R. H.....	3/16" x 5/8"	16H 273 A	12
AB994R Side Support to Fender Side and Front, L. H.....	3/16" x 5/8"	16H 273 A	12
AB1419R Gear Shift Interlock to Transmission Case Cover.....	3/8" x 1-1/8"	16H 1339 A	1
AB1419R Gear Shift Interlock to Transmission Case Cover.....	3/8" x 1-1/4"	16H 1346 A	1
AB1493R Clutch Driving Disk.....	3/16" x 5/8"	16H 273 A	1



HARDWARE LIST FOR **102 TRACTORS—MODELS “BR” AND “BO” (NOT STYLED) (Serial No. 325000—)**

RIVETS—ROCK ISLAND OVAL HEAD—Continued

For Attaching	Size	Part No.	Quantity Used
AB3095R Final Drive Gear Retaining Washer to Spider.....	3/8" x 1-7/8"	16H 1378 A	3
AB4134R Differential Ring Gear to Spider.....	5/16" x 1-1/8"	16H 1119 A	2
AB4228R Differential Bevel Pinion Shaft.....	1/4" x 2-1/2"	16H 790 A	1
B141R Clutch Dust Cover Spring to Pulley.....	1/4" x 1/2"	16H 648 A	3
B231R Inner Brake Dust Guard to Brake Shaft and Hub.....	5/16" x 1-1/8"	16H 1119 A	3
B371R Overdrive Shifter Yoke to Overdrive Shifter.....	5/16" x 1"	16H 1114 A	2
B371R Gear Shifter Yoke to Shifter.....	5/16" x 1-1/4"	16H 1127 A	2
B421R Oil Pressure Regulating Valve Shield to Bracket.....	1/4" x 1-1/4"	16H 723 A	2
B578R in Support to Road Band.....	1/2" x 1-1/2"	17H 62 R	10
B642R Pin in Brake Pedal (Drilled).....	3/8" x 1-3/4"	A 986 R	1
B643R Pin in Brake Pedal (Drilled).....	3/8" x 1-3/4"	A 986 R	1
B708R Gear Shifter Interlock to Transmission Cover.....	3/8" x 1-1/8"	16H 1339 A	2
B765R Drawbar Front Support to Support Angles.....	1/2" x 1-7/8"	17H 89 R	4
B819R Platform to Supports and Cross Angles.....	5/16" x 1"	16H 1114 A	14
B820R Platform Support to Platform, R. H.....	5/16" x 1"	16H 1114 A	4
B821R Platform Support to Platform, L. H.....	5/16" x 1"	16H 1114 A	4
B822R Platform Cross Angle to Platform.....	5/16" x 1"	16H 1114 A	6
B860R Platform Cross Angle to Platform.....	5/16" x 1"	16H 1114 A	6
B861R Platform Support to Platform, R. H.....	5/16" x 1"	16H 1114 A	4
B862R Platform Support to Platform, L. H.....	5/16" x 1"	16H 1114 A	4
B896R Platform Support to Platform, R. H.....	5/16" x 1"	16H 1114 A	4
B897R Platform Support to Platform, L. H.....	5/16" x 1"	16H 1114 A	4
B898R Fender Cross Angle to Platform.....	5/16" x 1"	16H 1114 A	6
B1265R Underdrive Shifter Yoke to Underdrive Shifter.....	5/16" x 1-1/4"	16H 1127 A	2
B1268R Shifter Yoke to High Speed Gear Shifter.....	5/16" x 1-1/4"	16H 1127 A	2
B1697R Platform to Support.....	5/16" x 1"	16H 1114 A	18
C1573R Hood Clip to Hood.....	3/16" x 3/8"	16H 250 R	2

RIVETS—BRASS




A442R Cushion to Fuel Tank, Front Support (Box of 100).....	9/64" x 5/16"	AD 1771 R	3
A442R Cushion, Fuel Tank, Front and Rear Supports (Box of 100).....	9/64" x 5/16"	AD 1771 R	6
A1368R Facing to Brake Shoe (Box of 100).....	3/16" x 5/8"	AD 1781 R	8
B166R Pulley Brake Lining to Brake (Box of 100).....	9/64" x 7/16"	AD 1772 R	6
B223R Facing to Brake Shoe (Box of 100).....	3/16" x 5/16"	AD 1773 R	8
B721R Brake Band Lining (Box of 100).....	9/64" x 5/16"	AD 1771 R	8

RIVETS—TINNERS'

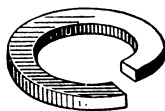
AB614R Transmission Case Cover (Flat Head).....	5 lbs.	18H 30 R	1
B213R Tappet Oilier Trough to Cover (Flat Head).....	8 lbs.	18H 14 R	2
D82R Fuel Outlet Flange to Fuel Tank.....	5 lbs.	18H 30 R	2

RIVETS—COUNTERSUNK HEAD



A1375R Latch Plate to Brake Shaft Bracket.....	3/8" x 1-1/4"	16H 1343 A	2
AB805R Brake Latch Plate to Bracket, L. H.....	3/8" x 1-1/4"	16H 1343 A	2
B578R Road Band Support.....	1/2" x 1-1/2"	17H 63 R	2

LOCK WASHERS



Size	Part No.	Order in Pkg.	Quantity
3/64"	A 767 R
3/16"	D 603 R
1/4"	12H 9 R	12P 9 R	50 (Sub. for AA3400R)
5/16"	12H 10 R	12P 10 R	50 (Sub. for AA3401R)
5/16"	A 3546 R (Shake Proof) (Sub. for A2188R)
3/8"	12H 11 R	12P 11 R	50 (Sub. for AA3402R)
7/16"	12H 12 R	12P 12 R	50 (Sub. for AA3403R)
1/2"	12H 13 R	12P 13 R	50 (Sub. for AA3404R)
9/16"	12H 14 R	12P 14 R	25 (Sub. for AA3405R)
5/8"	12H 15 R	12P 15 R	25 (Sub. for AA3406R)
3/4"	12H 17 R	12P 17 R	25 (Sub. for AA3407R)
7/8"	12H 19 R
1"	12H 21 R

COTTER PINS



Size	Part No.	Order in Pkg.	Quantity
3/32" x 1/2"	11H 18 R	11P 18 R	100 (Sub. for AA3408R)
3/32" x 1"	11H 22 R	11P 22 R	100 (Sub. for AA3409R)
1/8" x 5/8"	11H 38 R	11P 38 R	100 (Sub. for AA3410R)
1/8" x 3/4"	11H 39 R	11P 39 R	100 (Sub. for AA3411R)
1/8" x 1"	11H 41 R	11P 41 R	100 (Sub. for AA3412R)
1/8" x 1-1/4"	11H 43 R	11P 43 R	100 (Sub. for AA3413R)
1/8" x 1-1/2"	11H 45 R	11P 45 R	100 (Sub. for AA3414R)
1/8" x 2"	11H 49 R	11P 49 R	50 (Sub. for AA3415R)
3/16" x 3/4"	11H 78 R
3/16" x 1"	11H 80 R	11P 80 R	50 (Sub. for AA3416R)
3/16" x 1-1/4"	11H 82 R	11P 82 R	50 (Sub. for AA3417R)
3/16" x 1-1/2"	11H 84 R	11P 84 R	50 (Sub. for AA3418R)
3/16" x 2"	11H 88 R	11P 88 R	50 (Sub. for AA3419R)
1/4" x 1-1/2"	11H 113 R	11P 113 R	50 (Sub. for AA3420R)
1/4" x 2"	11H 117 R	11P 117 R	50 (Sub. for AA3421R)
3/8" x 3-1/2"	11H 171 R