



**JOHN DEERE**  
**Parts Catalog**

**1000 RPM POWER TAKE-OFF  
PARTS INFORMATION**

**PC 0629**

## INDEX

Name of Implement	Models	Page
Balers.....	214 14T	40-6 40-4
Beet Harvester and Cart.....	100	60-8
Chuck Wagon Mixer-Feeder.....	110	70-16
Combines.....	30 65	30-35 30-51
Corn Pickers.....	127 227	60-16 60-16
Corn Sheller.....	71	70-34
Corn Snapper.....	100	60-20
Cotton Picker.....	1, 22	60-4
Cotton Stripper.....	15 16	60-2 60-3
Cylinder Sheller.....	43	70-30
Elevator.....		70-39
Forage Blowers.....	50, 55	40-16
Forage Harvesters.....	6 8 12	40-8 40-10 40-11
Hammer Mills.....	10A 14	70-22 70-26
Hay Conditioner.....		30-16
Hitch Drive Attachment, Hay Conditioner.....		30-23
Mowers.....	5 8 9	30-12 30-2 30-7
Potato Digger.....	30	60-14
Pre-Emergence Pump Adapter.....		80-1
Rakes.....	350	40-1
Rotary Chopper.....	10, 15	40-13
Rotary Cutter.....	127, 207, 507, 527	50-6
Sheller Attachment.....	50	70-18
Sprayer Pump Adapter.....	10, 20, 30	80-1
Spreaders, Manure.....	N W	70-2 70-11
Tire Pump.....		70-42
Tractors.....	50, 520, 530, 60, 620, 630, 70, 720, and 730 Series 40, 320, 420, 330, 430, and 440 Series	10-2 20-2
Windrowers.....	9 ft., 12 ft., 16 ft.	50-2

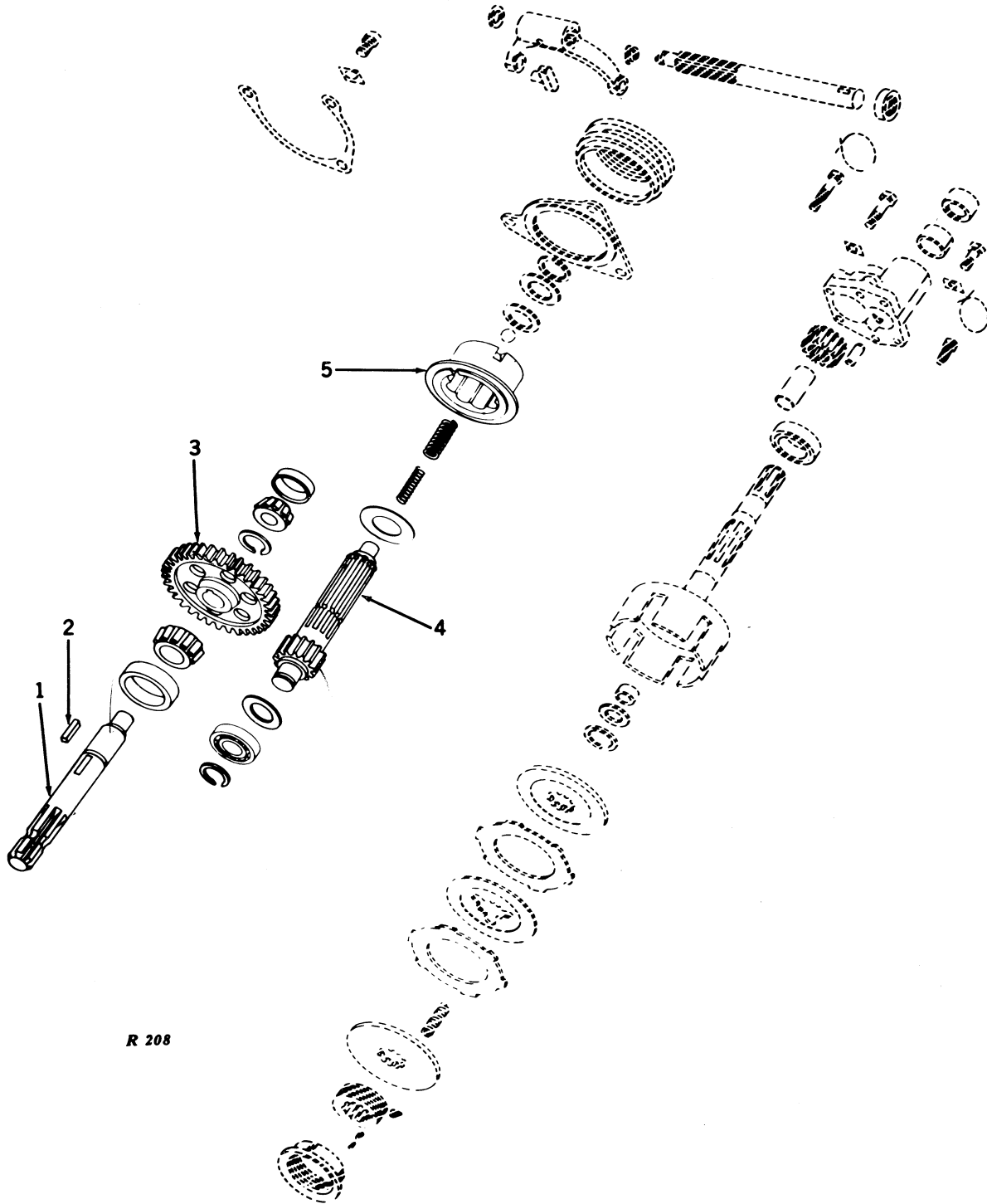


## MEMORANDA

## **MEMORANDA**



**INTERNAL 1000 RPM POWERSHAFT PARTS—  
"50," "60," "70," "520," "620," "720," "530," "630," AND "730," TRACTORS**



R 208

**INTERNAL 1000 RPM POWERSHAFT PARTS—Continued**  
**"50," "60," "70," "520," "620," "720," "530," "630," AND "730" TRACTORS**

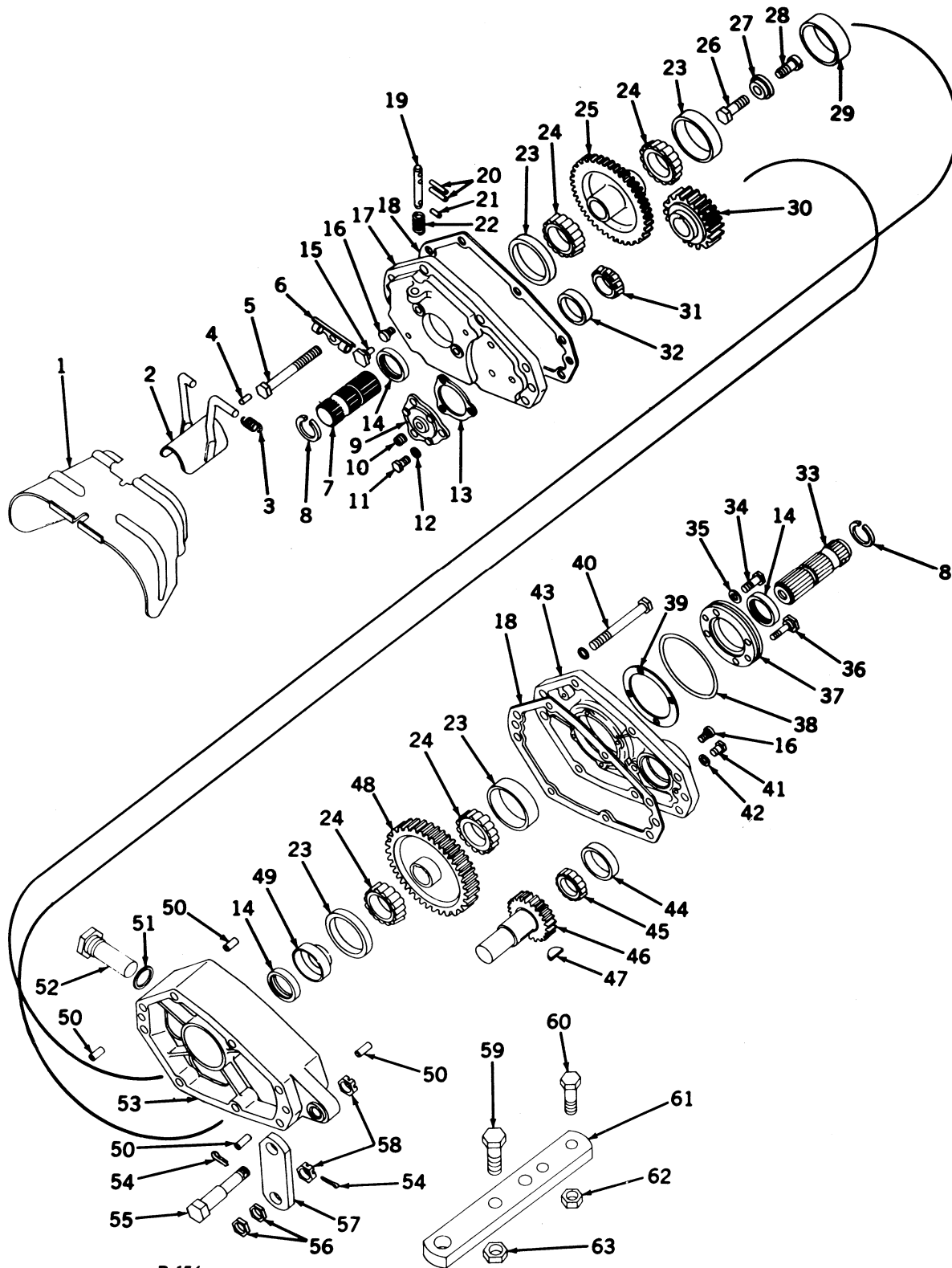
Key	Part No.	Description
1	(R 21323 R	Powershaft ("50" and "60" to 6025404)
	(R 20349 R	Powershaft ("520," "530," "60" 6025404 and Up, and "70")
	(R 20385 R	Powershaft ("620" and "630")
	(R 20404 R	Powershaft ("720" and "730")
2	A 5344 R	Key, Special Square ("50," "60," and "70")
3	(R 21321 R	Gear, Powershaft ("50" and "60" to 6025404)
	(R 21325 R	Spacer, Powershaft Gear ("50" and "60" to 6025404)
	(R 20348 R	Gear, Powershaft ("520," "530," "60" 6025404 and Up, and "70")
	(R 20384 R	Gear, Powershaft ("620" and "630")
	(R 20403 R	Gear, Powershaft ("720" and "730")
4	(R 21322 R	Shaft, Clutch, and Gear ("50" and "60" to 6025404)
	(R 20347 R	Shaft, Clutch, and Gear ("520" and "530")
	(R 21327 R	Shaft, Clutch, and Gear ("60" 6025404 and Up)
	(R 20383 R	Shaft, Clutch, and Gear ("620" and "630")
	(R 21330 R	Shaft, Clutch, and Gear ("70" to 7014800)
	(R 21332 R	Shaft, Clutch, and Gear ("70" 7014800 and Up)
	(R 20369 R	Shaft, Clutch, and Gear ("720" and "730")
5	(AR 20477 R	Cam, Clutch, with Disk ("50," "520," "60," "70," and "720")
	(AR 20511 R	Cam, Clutch, with Disk ("620")

(Parts listed below are not illustrated.)

AR 21479 R	Shield, Master Powershaft ("50" and "60" to 6025404)
AR 20482 R	Shield, Master Powershaft ("520," "620," and "720")
AR 21483 R	Shield, Master Powershaft ("60" 6025404 and Up, and "70")
R 21326 R	Drawbar ("50" and "520" to 5208100)
R 20514 R	Drawbar ("520" 5208100 and Up, and "530")
R 20493 R	Drawbar ("60")
R 21329 R	Drawbar ("620" to 6213100)
R 20492 R	Drawbar ("620" 6213100 and Up, and "630")
R 21331 R	Drawbar ("70")
R 21333 R	Drawbar ("720" to 7214900)
R 20405 R	Drawbar ("720" 7214900 and Up, and "730")
R 21207 R	Drawbar, Heavy-Duty ("620," "630," "70," "720," and "730")



**540 AND 1000 RPM POWERSHAFT SPEED CHANGER FOR MODELS "50," "60," "70," AND  
SERIES "520," "620," "720," "530," "630," "730"  
(SHIPPING BUNDLE AR21372R)**



R 174

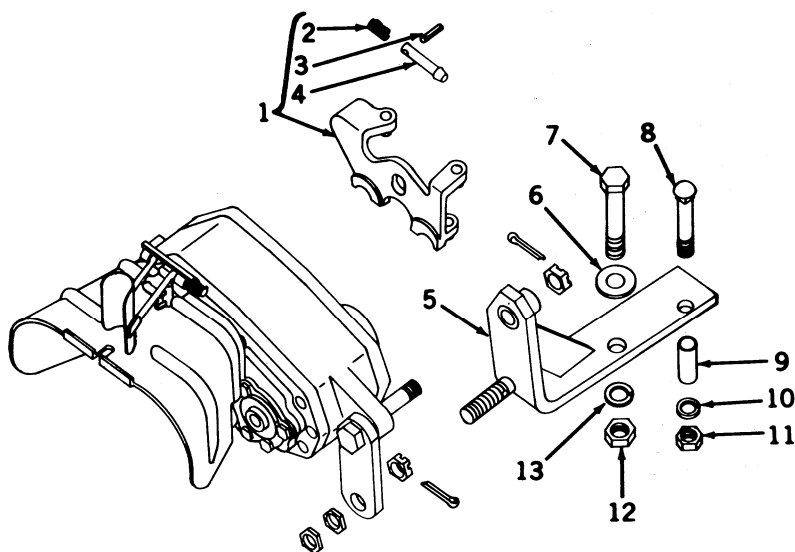


**540 AND 1000 RPM POWERSHAFT SPEED CHANGER FOR MODELS "50," "60," "70," AND  
SERIES "520," "620," "720," "530," "630," "730"  
(SHIPPING BUNDLE AR21372R)—Continued**

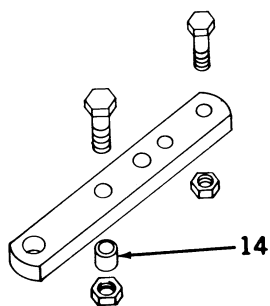
Key	Part No.	Description
1	AR 21375 R	Shield, Master, Powershaft
2	AR 21374 R	Guard, Flipper
3	R 21196 R	Spring, Flipper Guard
4	34H 39 H	Pin, Roll, 1/8" x 5/8"
5	(19H 1687 R	Screw, Cap, High-Strength, 7/16" x 4-3/4"
	12H 12 R	Washer, Lock, 7/16"
6	R 21192 R	Pivot, Flipper Guard
7	R 21189 R	Powershaft, 1000 rpm Output (Not Required when 540 rpm Output Powershaft is used)
8	F 215 R	Snap Ring (Packed 2 in a Pkg.)
9	R 21178 R	Cover, Bearing
10	15H 558 R	Plug, Pipe, Hex. Ctsk., 1/8"
11	19H 210 N	Screw, Cap, High-Strength, 3/8" x 7/8" (3 used)
12	AR 21376 R	Washer, Sealing (3 used) (Packed 2 in a Pkg.)
13	(R 21179 R	Shim (Paper) (Quantity used as Required) (Packed 2 in a Pkg.)
	R 21180 R	Shim (Steel) (Quantity used as Required)
14	AR 21377 R	Seal, Oil (3 used)
15	R 21188 R	Screw, Special (2 used) (Packed 2 in a Pkg.) (Not Required when 1000 rpm Output Powershaft is used)
16	F 1475 R	Pin, Headed (4 used)
17	R 21166 R	Cover, Powershaft Gear Housing, Outer
18	R 21167 R	Gasket (2 used) (Packed 2 in a Pkg.)
19	R 21185 R	Pin
20	34H 47 T	Pin, Roll, 1/8" x 1-1/4" (2 used)
21	34H 39 H	Pin, Roll, 1/8" x 5/8"
22	F 2580 R	Spring
23	JD 8217 T	Cup, Bearing (4 used)
24	JD 8171 T	Cone, Bearing (4 used)
25	R 21169 R	Gear, Powershaft Speed Change (34 Teeth)
26	B 1152 R	Screw, Special Cap (Not Required when 1000 rpm Output Powershaft is used)
27	R 21186 R	Retainer, Powershaft
28	R 21191 R	Screw, Special Cap (Not Required when 540 rpm Output Powershaft is used)
29	R 21175 R	Spacer
30	R 21177 R	Gear, Powershaft Speed Change Idler (21 Teeth)
31	JD 8187 A	Cone, Bearing
32	JD 8225 A	Cup, Bearing
33	R 21190 R	Powershaft, 540 rpm Output (Not Required when 1000 rpm Output Powershaft is used)
34	19H 1139 N	Screw, Cap, High-Strength, 3/8" x 1-1/8" (2 used with 1000 rpm Output Powershaft, 4 used with 540 rpm Output Powershaft)
35	AR 21376 R	Washer, Sealing (4 used) (Packed 2 in a Pkg.)
36	R 21187 R	Screw, Special (2 used with 1000 rpm Output Powershaft) (Packed 2 in a Pkg.)
37	R 21170 R	Retainer, Bearing
38	A 5595 R	Packing, "O" Ring (Packed 2 in a Pkg.)
39	R 21171 R	Shim (Steel) (Quantity used as Required)
40	(19H 1687 R	Screw, Cap, High-Strength, 7/16" x 4-3/4" (7 used)
	12H 12 R	Washer, Lock, 7/16" (7 used)
41	19H 196 H	Screw, Cap, 3/8" x 1/2"
42	A 3098 R	Washer (Aluminum) (Packed 5 in a Pkg.)
43	R 21165 R	Cover, Powershaft Gear Housing, Inner
44	JD 8230 T	Cup, Bearing
45	JD 8194 T	Cone, Bearing
46	R 21176 R	Gear, Powershaft Speed Change Idler and Shaft (14 Teeth)
47	26H 85 R	Key, Woodruff, 1/4" x 1"
48	R 21168 R	Gear, Powershaft Speed Change (41 Teeth)
49	R 21174 R	Retainer, Oil Seal
50	A 4879 R	Pin, Dowel (4 used)
51	H 356 R	Washer (Aluminum)
52	AR 21378 R	Plug, with Filter and Tube
53	AR 21379 R	Housing, R21164R, Powershaft Gear, with Dowel Pins
54	11H 84 R	Pin, Cotter, 3/16" x 1-1/2" (2 used)
55	R 21204 R	Screw, Special
56	14H 798 R	Nut, Jam, 3/4" (2 used)
57	R 21203 R	Link
58	14H 534 R	Nut, Slotted, 3/4" (2 used)
59	19H 1455 R	Screw, Cap, High-Strength, 3/4" x 3-1/4"
60	19H 1439 N	Screw, Cap, High-Strength, 5/8" x 3"
61	R 21201 R	Extension, Drawbar
62	14H 399 R	Nut, 5/8"
63	R 21202 R	Nut, Special



**SUPPORT, 540 AND 1000 RPM SPEED CHANGER AND ATTACHING HARDWARE FOR  
SERIES "520" AND "530"  
(SHIPPING BUNDLE AR21399R)**



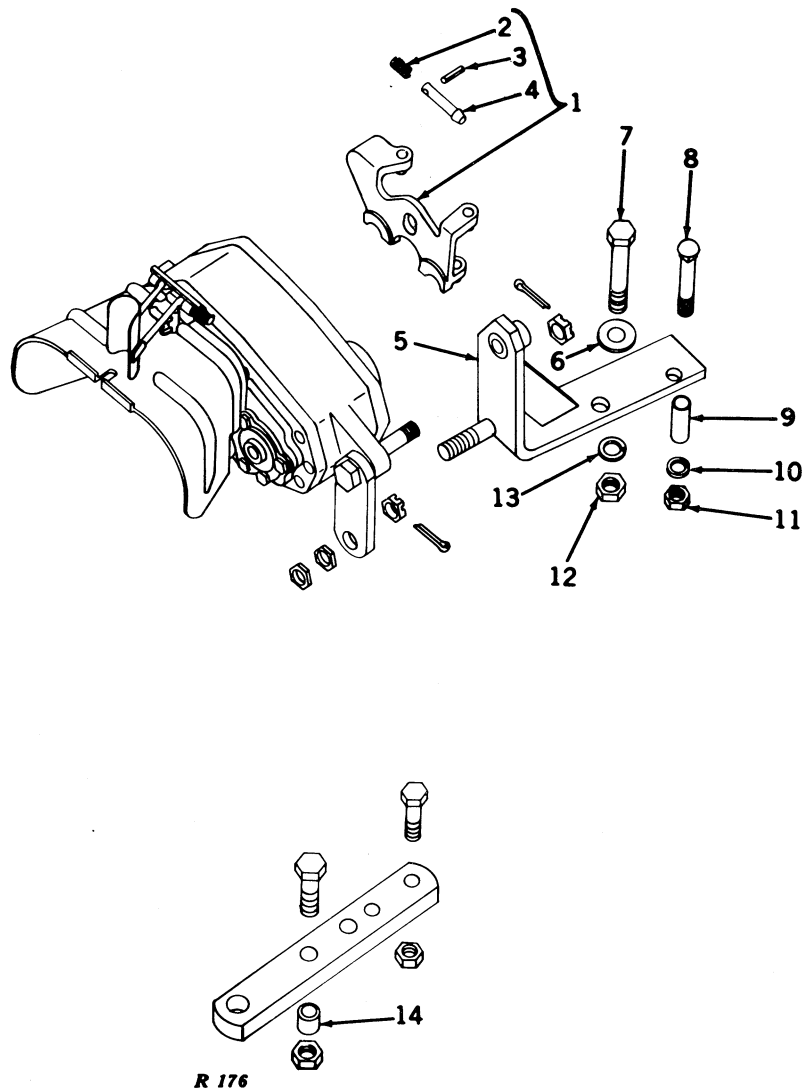
R 175



Key	Part No.	Description
1	AR 21384 R	Bracket, R21208R, with Pins and Lock
2	F 1463 R	Spring
3	34H 85 H	Pin, Roll, 3/16" x 2"
4	R 21210 R	Pin
5	AR 21390 R	Support, 540 and 1000 rpm Speed Change Powershaft Gear Box
6	24H 560 R	Washer, 13/16" x 2" x 11 Gauge
7	19H 1526 R	Screw, Cap, High-Strength, 3/4" x 4-1/2"
8	3H 1456 R	Bolt, Rd. Hd., 5/8" x 4-1/4"
9	28H 3069 R	Spacer
10	12H 15 R	Washer, Lock, 5/8"
11	14H 760 R	Nut, 5/8"
12	14H 400 R	Nut, 3/4"
13	12H 17 R	Washer, Lock, 3/4"
14	R 21223 R	Bushing, Drawbar Extension

NOTE: Parts not keyed are not included in this shipping bundle.

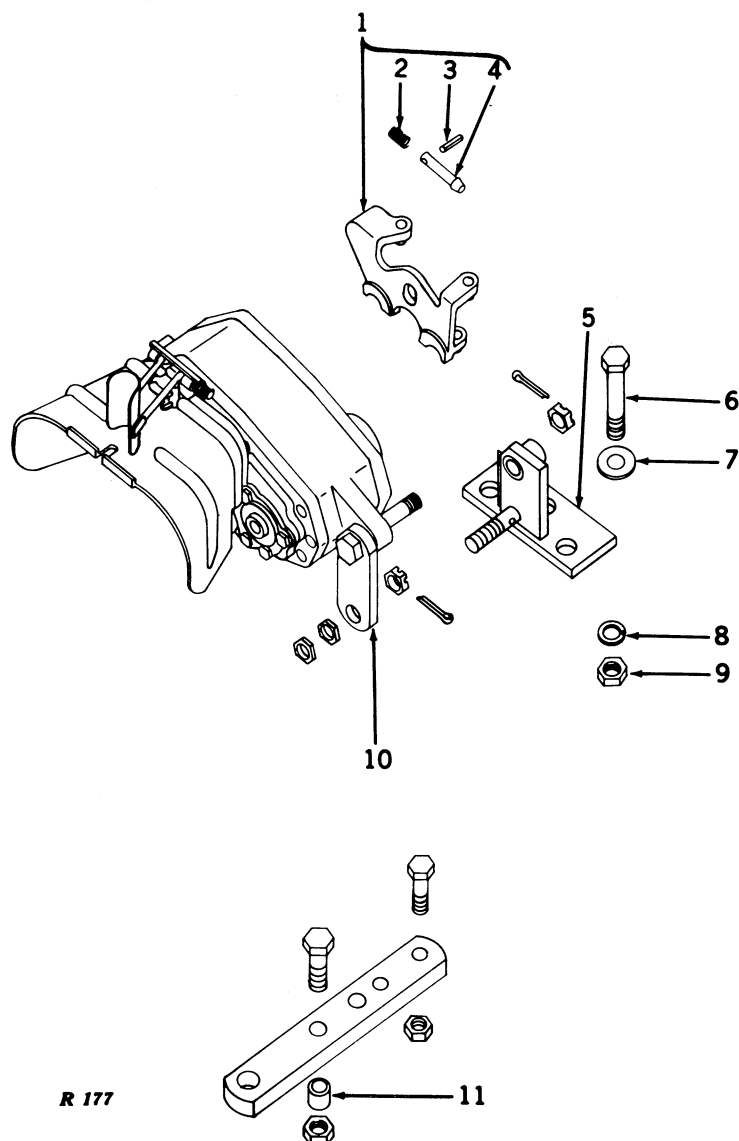
**SUPPORT, 540 AND 1000 RPM SPEED CHANGER AND ATTACHING HARDWARE FOR SERIES  
"620" AND "630" TRACTORS EQUIPPED WITH REGULAR DRAWBAR  
(SHIPPING BUNDLE AR21400R)**



Key	Part No.	Description
1	AR 21384 R	Bracket, R21208R, with Pins and Lock
2	F 1463 R	Spring
3	34H 85 H	Pin, Roll, 3/16" x 2"
4	R 21210 R	Pin
5	AR 21388 R	Support, 540 and 1000 rpm Speed Change Gear Box
6	24H 1022 R	Washer, 25/32" x 1-7/8" x 1/4"
7	19H 1526 R	Screw, Cap, High-Strength, 3/4" x 4-1/2"
8	3H 1456 R	Bolt, Rd. Hd., 5/8" x 4-1/4"
9	28H 3068 R	Spacer
10	12H 15 R	Washer, Lock, 5/8"
11	14H 760 R	Nut, 5/8"
12	14H 400 R	Nut, 3/4"
13	12H 17 R	Washer, Lock, 3/4"
14	R 21223 R	Bushing, Drawbar Extension

NOTE: Parts not keyed are not included in this shipping bundle.

**SUPPORT, 540 AND 1000 RPM SPEED CHANGER AND ATTACHING HARDWARE FOR SERIES  
"620" AND "630" TRACTORS EQUIPPED WITH HEAVY-DUTY DRAWBAR  
(SHIPPING BUNDLE AR21401R)**

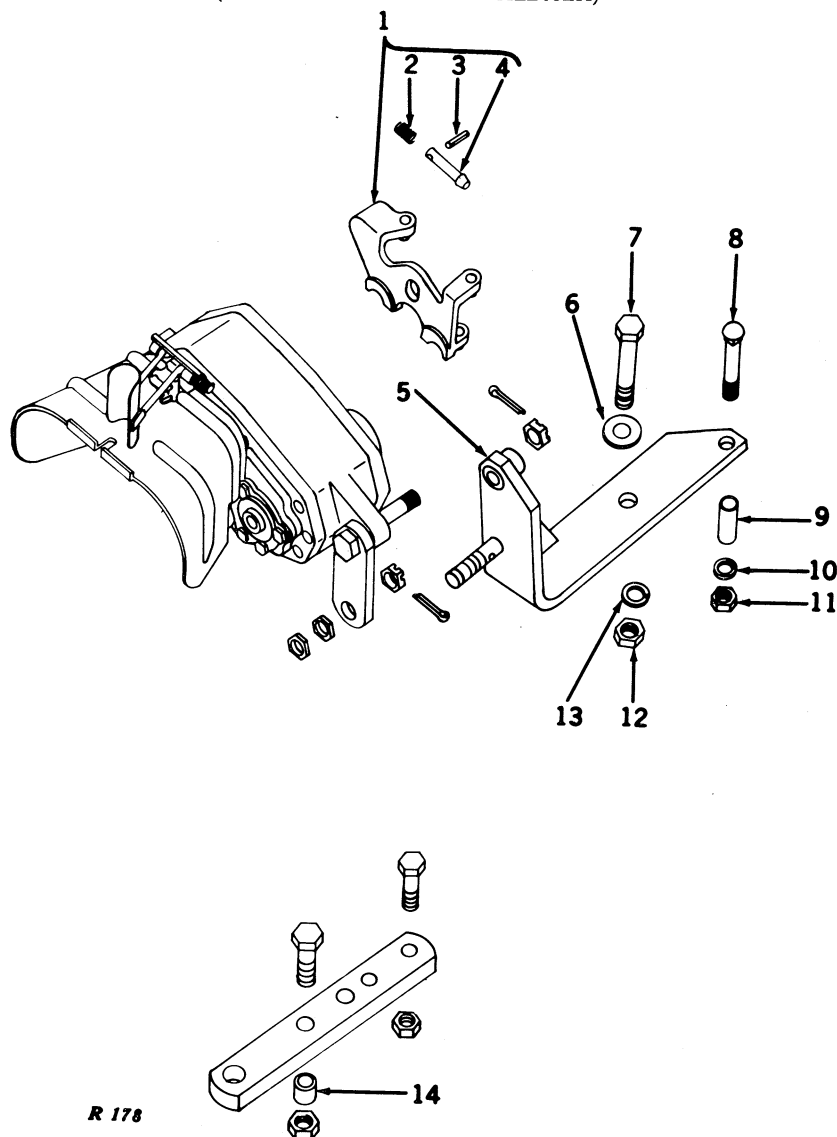


Key	Part No.	Description
1	AR 21384 R	Bracket, R21208R, with Pins and Lock
2	F 1463 R	Spring
3	34H 85 H	Pin, Roll, 3/16" x 2"
4	R 21210 R	Pin
5	AR 21389 R	Support, 540 and 1000 rpm Speed Change Gear Box
6	19H 1405 R	Screw, Cap, High-Strength, 3/4" x 2-1/2" (3 used)
7	B 3627 R	Washer (3 used)
8	12H 17 R	Washer, Lock, 3/4" (3 used)
9	14H 400 R	Nut, 3/4" (3 used)
10	R 21227 R	Link, Support
11	R 21216 R	Bushing, Drawbar Extension

NOTE: Parts not keyed are not included in this shipping bundle.



**SUPPORT, 540 AND 1000 RPM SPEED CHANGER GEAR BOX AND ATTACHING HARDWARE  
FOR SERIES "720" AND "730" TRACTORS EQUIPPED WITH REGULAR DRAWBAR  
(SHIPPING BUNDLE AR21402R)**

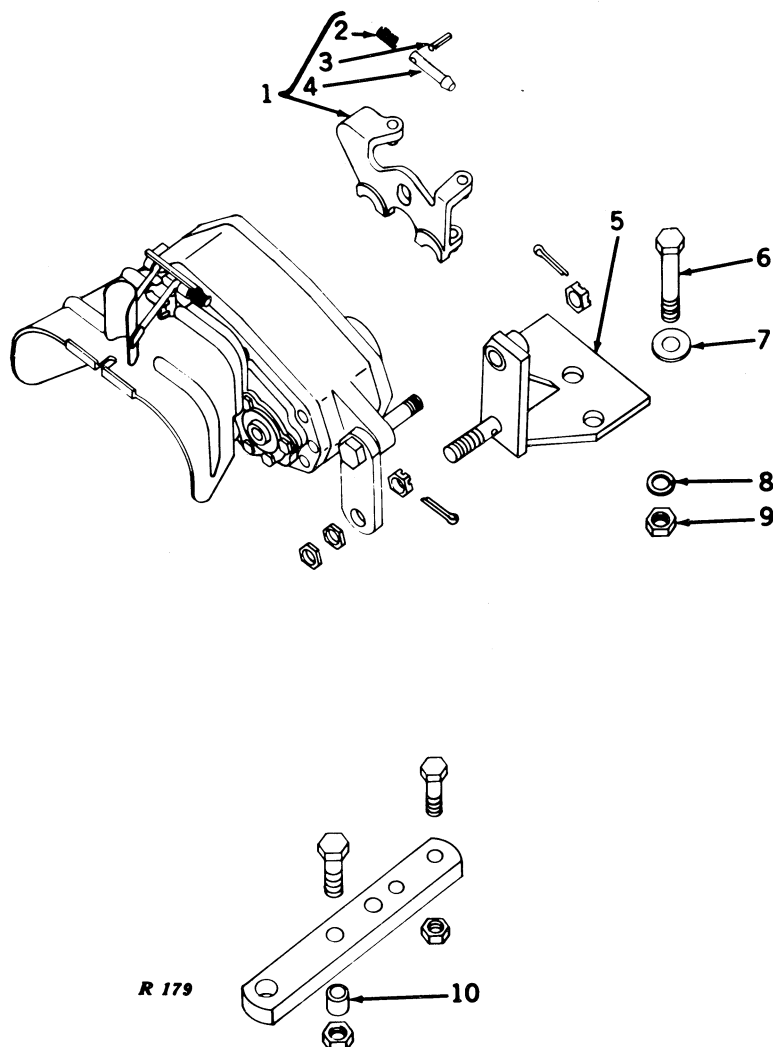


Key	Part No.	Description
1	AR 21384 R	Bracket, R21208R, with Pins and Lock
2	F 1463 R	Spring
3	34H 85 H	Pin, Roll, 3/16" x 2"
4	R 21210 R	Pin
5	AR 21386 R	Support, 540 and 1000 rpm Speed Change Gear Box
6	24H 560 R	Washer, 13/16" x 2" x 11 Gauge
7	19H 1526 R	Screw, Cap, High-Strength, 3/4" x 4-1/2"
8	19H 1763 R	Screw, Cap, High-Strength, 9/16" x 4-1/4"
9	28H 3068 R	Spacer
10	12H 14 R	Washer, Lock, 9/16"
11	14H 261 R	Nut, 9/16"
12	14H 400 R	Nut, 3/4"
13	12H 17 R	Washer, Lock, 3/4"
14	R 21216 R	Bushing, Drawbar Extension

NOTE: Parts not keyed are not included in this shipping bundle.



**SUPPORT, 540 AND 1000 RPM SPEED CHANGER AND ATTACHING HARDWARE FOR SERIES  
"720" AND "730" TRACTORS EQUIPPED WITH HEAVY-DUTY DRAWBAR  
(SHIPPING BUNDLE AR21403R)**



Key	Part No.	Description
1	AR 21384 R	Bracket, R21208R, with Pins and Lock
2	F 1463 R	Spring
3	34H 85 H	Pin, Roll, 3/16" x 2"
4	R 21210 R	Pin
5	AR 21387 R	Support, 540 and 1000 rpm Speed Change Gear Box
6	19H 1405 R	Screw, Cap, High-Strength, 3/4" x 2-1/2" (3 used)
7	B 3627 R	Washer (3 used)
8	12H 17 R	Washer, Lock, 3/4" (3 used)
9	14H 400 R	Nut, 3/4" (3 used)
10	R 21216 R	Bushing, Drawbar Extension

NOTE: Parts not keyed are not included in this shipping bundle.




## MEMORANDA



## 1000 RPM POWER TAKE-OFF PARTS INFORMATION

TRACTORS—"40," "320," "330," "420," AND "430" SERIES  
EXTERNAL POWERSHAFT SPEED CHANGER  
(540 RPM TO 1000 RPM AND 1000 RPM TO 540 RPM)



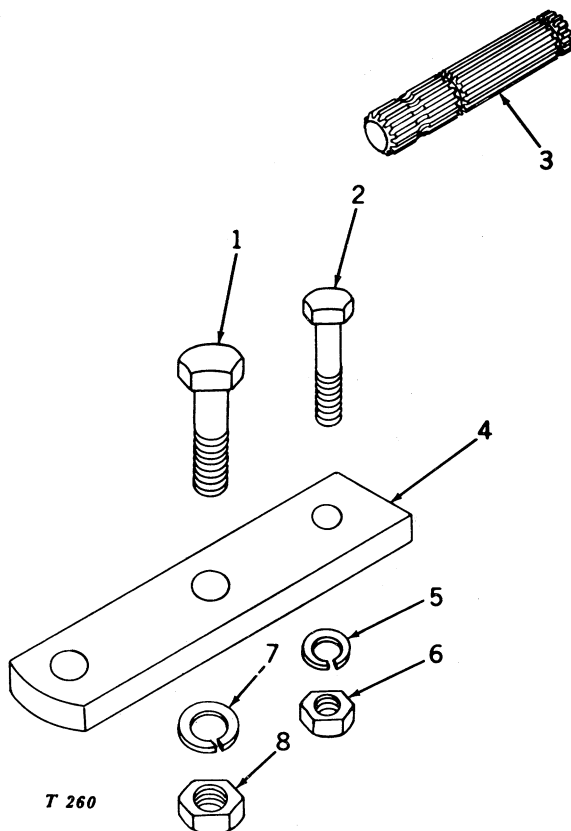
T 259

**TRACTORS—"40," "320," "330," "420," AND "430" SERIES  
EXTERNAL POWERSHAFT SPEED CHANGER—Continued  
(540 RPM TO 1000 RPM AND 1000 RPM TO 540 RPM)**

Key	Part No.	Description
1	T 10833 T	( — ) Adaptor
2	T 10841 T	( — ) Gasket (2 used)
3	12H 11 R	( — ) Washer, Lock, 3/8" (9 used)
4	14H 255 R	( — ) Nut, Hex., 3/8" (2 used)
5	AM 3572 T	( — ) Seal, Oil (2 used)
6	M 3648 T	( — ) Ring, Snap (2 used)
7	JD 8568 T	( — ) Bearing, Ball (2 used)
8	T 10836 T	( — ) Gear, Driven
9	M 1206 T	( — ) Plug (2 used)
10	T 10832 T	( — ) Case
11	JD 8861 T	( — ) Bearing, Needle (2 used)
12	M 3438 T	( — ) Stud (2 used)
13	T 10838 T	( — ) Washer, Thrust (2 used)
14	JD 8865 T	( — ) Bearing, Roller
15	T 10835 T	( — ) Gear, Idler
16	T 10843 T	( — ) Shaft, Idler
17	25H 67 T	( — ) Pin, Groov-, 3/16" x 3/8"
18	T 10848 T	( — ) Ring, Snap
19	T 10844 T	( — ) Gear, Drive
20	26H 15 T	( — ) Key, Woodruff, 1/4" x 3/4"
21	T 10837 T	( — ) Shaft
22	T 11566 T	( — ) Retainer
23	T 10834 T	( — ) Cover
24	M 2353 T	( — ) Ring, Snap
25	(T 10845 T	( — ) Shaft (540 rpm)
	(T 10846 T	( — ) Shaft (1000 rpm)
26	15H 253 R	( — ) Plug, Pipe, 1/8"
27	19H 288 R	( — ) Screw, Cap, 3/8" x 3-3/4" (4 used)
28	19H 292 T	( — ) Screw, Cap, 3/8" x 4"
29	T 11628 T	( — ) Vent
30	AT 10688 T	( — ) Shield, Powershaft
31	19H 201 T	( — ) Screw, Cap, 3/8" x 3/4" (2 used)
..	AT 10673 T	( — ) Power Take-Off Conversion Unit Attachment, Complete



**TRACTORS—"40," "420," AND "430" SERIES—DRAWBAR EXTENSION ATTACHMENT  
FOR TRACTORS EQUIPPED WITH EXTERNAL POWERSHAFT SPEED CHANGER  
(540 RPM TO 1000 RPM)  
40 CRAWLER, 420 CRAWLER, AND 430 CRAWLER**



Key	Part No.	Serial No.	Description
1	19H 1433 T	( — )	Screw, Cap, 1" x 3"
2	19H 1439 N	( — )	Screw, Cap, 5/8" x 3"
3	T 10846 T	( — )	Shaft (1000 rpm)
4	T 10856 T	( — )	Extension, Drawbar
5	12H 15 R	( — )	Washer, Lock, 5/8"
6	14H 263 R	( — )	Nut, Hex., 5/8"
7	12H 21 R	( — )	Washer, Lock, 1"
8	14H 805 T	( — )	Nut, Hex., 1"
..	AT 11313 T	( — )	Drawbar Extension Attachment, Complete



**TRACTORS—"40," "320," "330," "420," AND "430" SERIES—DRAWBAR EXTENSION ATTACHMENT  
FOR TRACTORS EQUIPPED WITH EXTERNAL POWERSHAFT SPEED CHANGER**  
(540 RPM TO 1000 RPM)

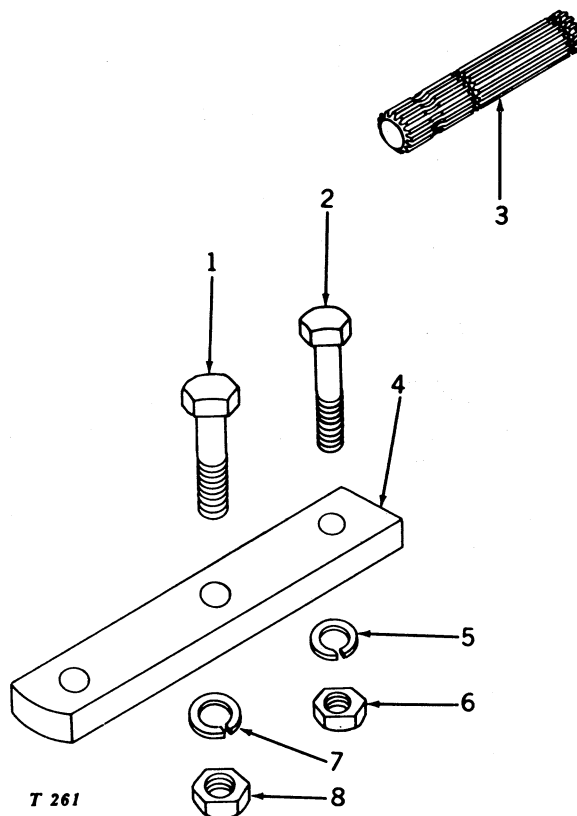
40 STANDARD, TRICYCLE, UTILITY, SPECIAL, AND ROW-CROP UTILITY (60001-UP)

320 STANDARD AND UTILITY (320001-UP)

330 STANDARD AND UTILITY (330001-UP)

420 SPECIAL UTILITY, STANDARD, TRICYCLE, UTILITY, SPECIAL, AND ROW-CROP  
UTILITY (80001-UP)

430 STANDARD, TRICYCLE, UTILITY, SPECIAL, AND ROW-CROP UTILITY (140001-UP)

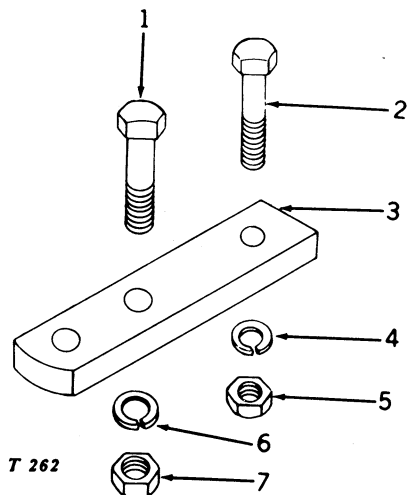


Key	Part No.	Serial No.	Description
1	19H 1431 T	( — )	Screw, Cap, 3/4" x 3"
2	19H 1439 N	( — )	Screw, Cap, 5/8" x 3"
3	T 10846 T	( — )	Shaft (1000 rpm)
4	T 10855 T	( — )	Extension, Drawbar
5	12H 15 R	( — )	Washer, Lock, 5/8"
6	14H 263 R	( — )	Nut, Hex., 5/8"
7	12H 17 R	( — )	Washer, Lock, 3/4"
8	14H 400 R	( — )	Nut, Hex., 3/4"
..	AT 11312 T	( — )	Drawbar Extension Attachment, Complete



## 1000 RPM POWER TAKE-OFF PARTS INFORMATION

**TRACTORS—"430" SERIES—DRAWBAR EXTENSION ATTACHMENT  
FOR TRACTORS EQUIPPED WITH EXTERNAL POWERSHAFT SPEED CHANGER  
(1000 RPM TO 540 RPM)  
420 STANDARD, TRICYCLE, UTILITY, SPECIAL, AND ROW-CROP UTILITY  
430 STANDARD, TRICYCLE, UTILITY, SPECIAL, AND ROW-CROP UTILITY**



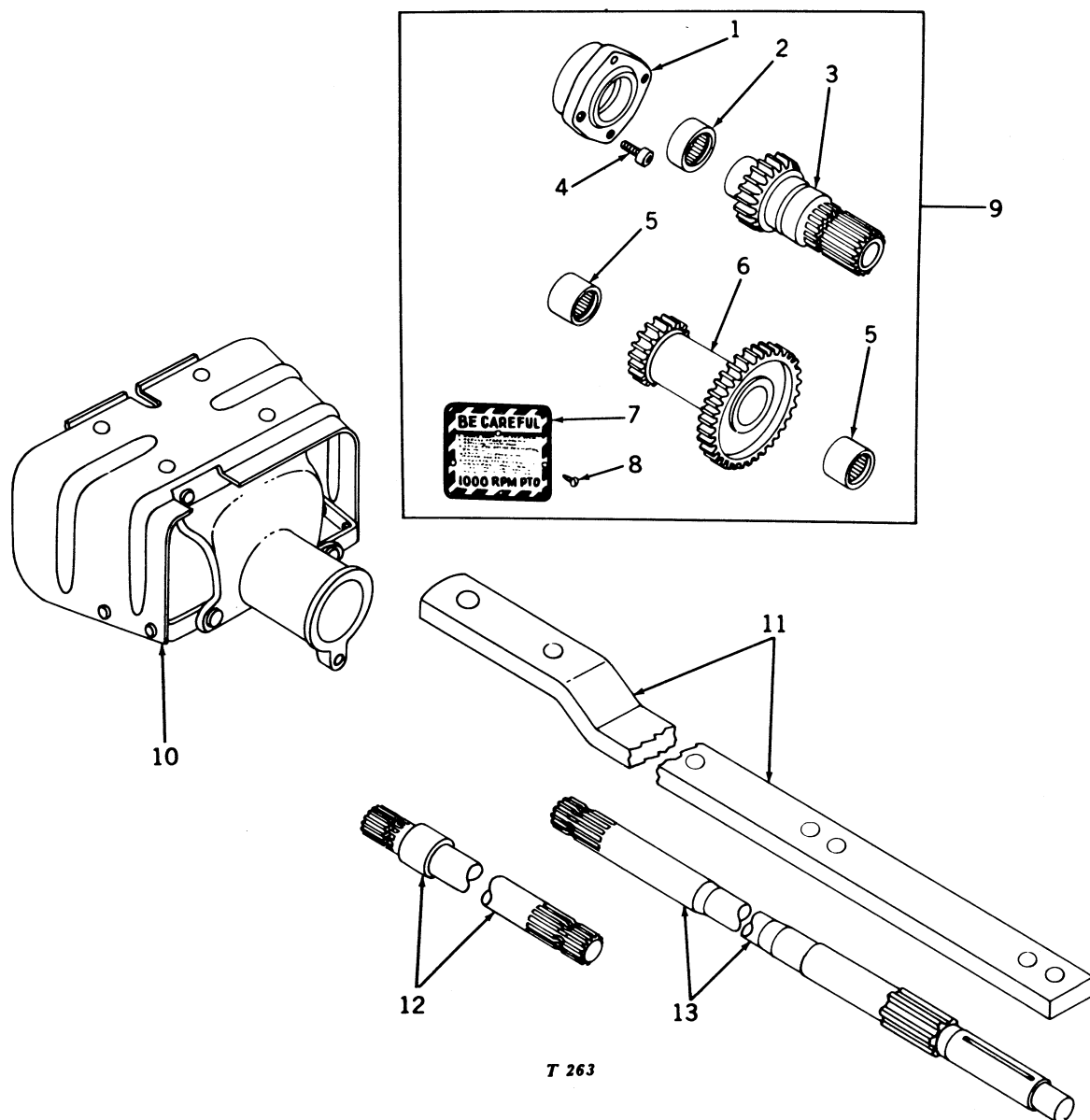
Key	Part No.	Serial No.	Description
1	19H 1431 T	( — )	Screw, Cap, 3/4" x 3"
2	19H 1439 N	( — )	Screw, Cap, 5/8" x 3"
3	T 10857 T	( — )	Extension, Drawbar
4	12H 15 R	( — )	Washer, Lock, 5/8"
5	14H 263 R	( — )	Nut, Hex., 5/8"
6	12H 17 R	( — )	Washer, Lock, 3/4"
7	14H 400 R	( — )	Nut, Hex., 3/4"
..	AT 11314 T	( — )	Drawbar Extension Attachment, Complete

## MEMORANDA





**POWER TAKE-OFF INTERNAL GEAR CONVERSION ATTACHMENT**  
 (540 RPM TO 1000 RPM)  
 420 HI-CROP, STANDARD, TRICYCLE, UTILITY, SPECIAL, AND ROW-CROP UTILITY  
 (SERIAL No. 100001—140000)  
 430 HI-CROP, STANDARD, TRICYCLE, UTILITY, SPECIAL, AND ROW-CROP UTILITY  
 (SERIAL No. 140001—155000)

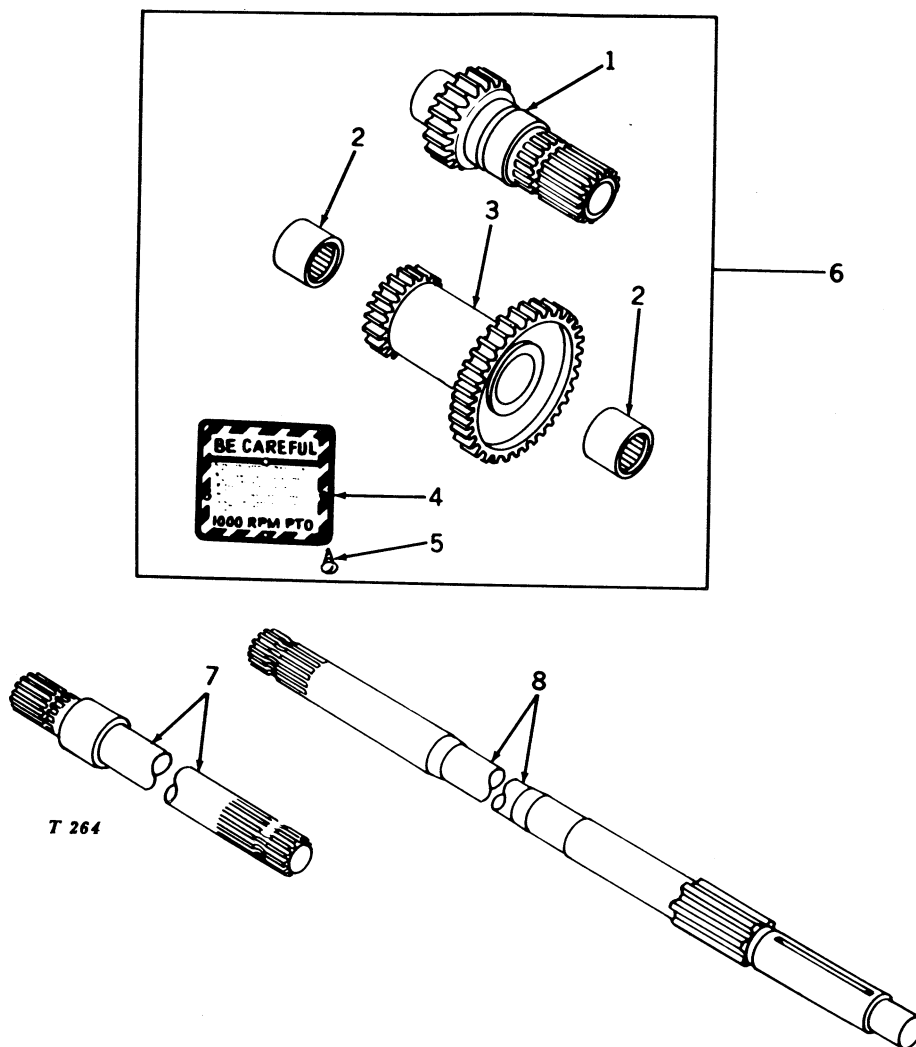


**POWER TAKE-OFF INTERNAL GEAR CONVERSION ATTACHMENT—Continued**  
**(540 RPM TO 1000 RPM)**  
**420 HI-CROP, STANDARD, TRICYCLE, UTILITY, SPECIAL, AND ROW-CROP UTILITY**  
**(SERIAL No. 100001—140000)**  
**430 HI-CROP, STANDARD, TRICYCLE, UTILITY, SPECIAL, AND ROW-CROP UTILITY**  
**(SERIAL No. 140001—155000)**

Key	Part No.	Serial No.	Description
1	T 10815 T	( 100001—155000 )	Quill, Input Shaft
2	JD 8839 T	( 100001—155000 )	Bearing, Needle
3	T 10814 T	( 100001—155000 )	Gear, Powershaft Drive (20 Teeth)
4	M 3651 T	( 100001—155000 )	Screw, Cap, Socket Head, 3/8" x 7/8" (3 used)
5	JD 8819 T	( 100001—155000 )	Bearing, Needle (2 used)
6	T 10813 T	( 100001—155000 )	Gear, Powershaft Driven (19 and 36 Teeth)
7	R 20567 R	( 100001—155000 )	Plate, Safety
8	T 11637 T	( 100001—155000 )	Screw, Self Tapping, No. 10 x 3/8" (4 used)
9	AT 11330 T	( 100001—155000 )	Gear Conversion Kit Attachment
10	AT 10664 T	( 100001—155000 )	Shield, Powershaft
11	T 10820 T	( 100001—140000 )	Drawbar (420S)
	T 10820 T	( 140001—155000 )	Drawbar (430S)
	T 10822 T	( 100001—140000 )	Drawbar (420T)
	T 10822 T	( 140001—155000 )	Drawbar (430T)
	T 10823 T	( 100001—140000 )	Drawbar (420U)
	T 10823 T	( 140001—155000 )	Drawbar (430U)
	T 10825 T	( 100001—140000 )	Drawbar (420V)
	T 10825 T	( 140001—155000 )	Drawbar (430V)
	T 10826 T	( 100001—140000 )	Drawbar (420W)
	T 10826 T	( 140001—155000 )	Drawbar (430W)
12	T 10828 T	( 100001—140000 )	Shaft, Stub, Power Take-Off (420H and 420U)
	T 10828 T	( 140001—155000 )	Shaft, Stub, Power Take-Off (430H and 430U)
	T 10827 T	( 100001—140000 )	Shaft, Stub, Power Take-Off (420S with Dual T-O-M and 420W)
	T 10827 T	( 140001—155000 )	Shaft, Stub, Power Take-Off (430S with Dual T-O-M and 430W)
13	T 10816 T	( 100001—140000 )	Powershaft (420S)
	T 10816 T	( 140001—155000 )	Powershaft (430S)
	T 10821 T	( 100001—140000 )	Powershaft (420T)
	T 10821 T	( 140001—155000 )	Powershaft (430T)
	T 10824 T	( 100001—140000 )	Powershaft (420V)
	T 10824 T	( 140001—155000 )	Powershaft (430V)

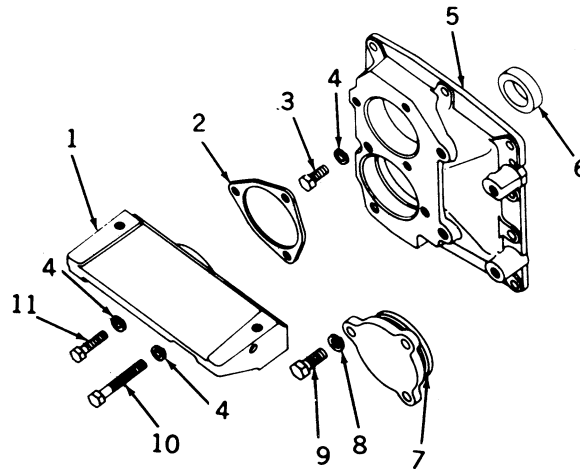


**POWER TAKE-OFF INTERNAL GEAR CONVERSION ATTACHMENT (540 RPM TO 1000 RPM)  
430 HI-CROP, STANDARD, TRICYCLE, UTILITY, SPECIAL, AND ROW-CROP UTILITY  
(SERIAL No. 155001-UP)**



Key	Part No.	Serial No.	Description
1	T 10814 T	( 155001— )	Gear, Powershaft Drive (20 Teeth)
2	JD 8819 T	( 155001— )	Bearing, Needle (2 used)
3	T 10813 T	( 155001— )	Gear, Powershaft Driven (19 and 36 Teeth)
4	R 20567 R	( 155001— )	Plate, Safety
5	T 11637 T	( 155001— )	Screw, Self Tapping, No. 10 x 3/8" (4 used)
6	AT 11331 T	( 155001— )	Gear Conversion Kit Attachment
7	(T 10828 T	( 155001— )	Shaft, Stub, Power Take-Off (430H and 430U)
	(T 10827 T	( 155001— )	Shaft, Stub, Power Take-Off (430S with Dual T-O-M and 430W)
8	(T 10816 T	( 155001— )	Powershaft (430S)
	(T 10821 T	( 155001— )	Powershaft (430T)
	(T 10824 T	( 155001— )	Powershaft (430V)

**TRANSMISSION REAR COVER—(1000 RPM CONTINUOUS-RUNNING POWER TAKE-OFF)  
430 HI-CROP (SERIAL No. 155001-UP)**

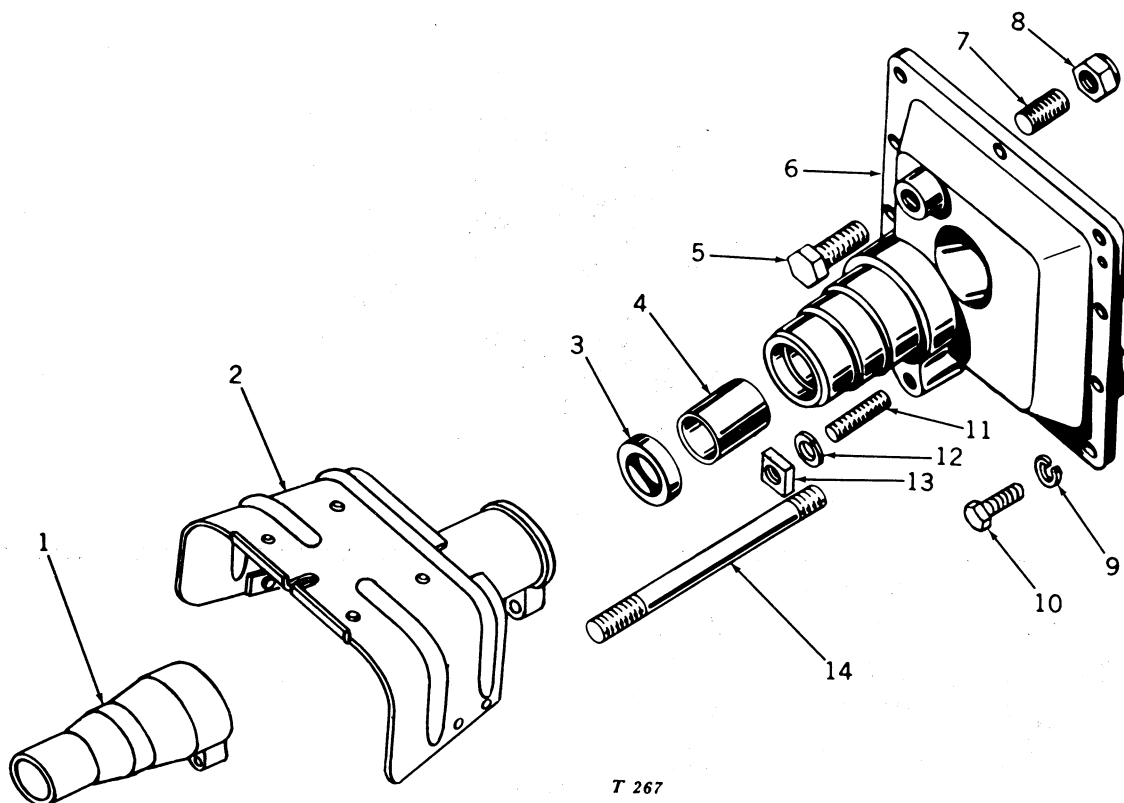


T 266

Key	Part No.	Serial No.	Description
1	M 2708 T	( 155001— )	Support
2	M 2346 T	( 155001— )	Gasket
3	19H 218 D	( 155001— )	Screw, Cap, 3/8" x 1" (9 used)
4	12H 11 R	( 155001— )	Washer, Lock, 3/8" (12 used)
5	T 11424 T	( 155001— )	Cover, Rear
6	AF 1934 R	( 155001— )	Seal, Oil
7	M 2347 T	( 155001— )	Cover
8	12H 12 R	( 155001— )	Washer, Lock, 7/16" (3 used)
9	19H 332 R	( 155001— )	Screw, Cap, 7/16" x 1-1/4" (3 used)
10	19H 1152 H	( 155001— )	Screw, Cap, 3/8" x 2-3/4"
11	19H 1116 N	( 155001— )	Screw, Cap, 3/8" x 1-1/2" (2 used)



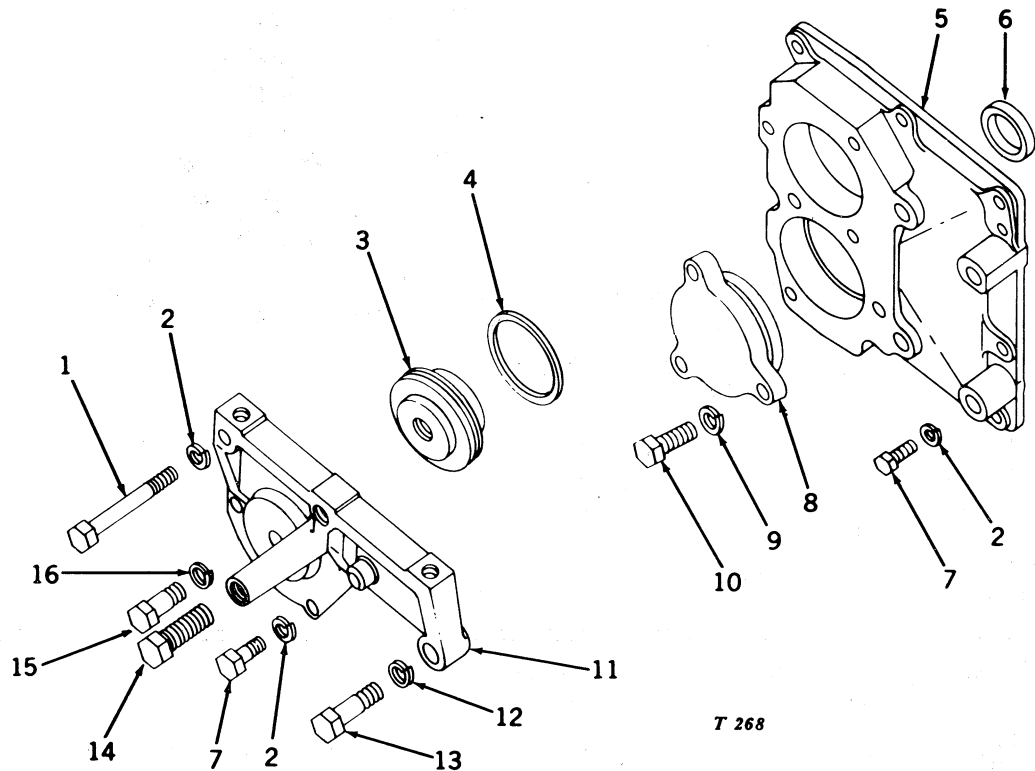
**TRANSMISSION REAR COVER—(1000 RPM CONTINUOUS-RUNNING POWER TAKE-OFF)  
430 STANDARD (SERIAL No. 155001-UP)**



T 267

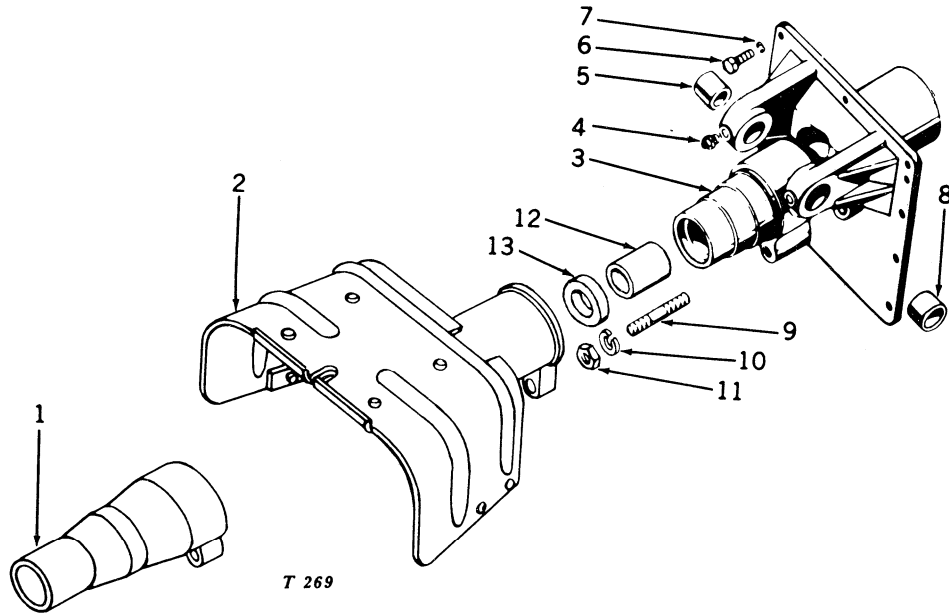
Key	Part No.	Serial No.	Description
1	M 1800 T	( 155001— )	Guard, Powershaft
2	AT 10664 T	( 155001— )	Shield, Powershaft
3	AM 253 T	( 155001— )	Seal, Oil
4	AM 605 T	( 155001— )	Bushing
5	M 2211 T	( 155001— )	Screw, Cap, Special
6	AM 2053 T	( 155001— )	Cover, Rear Assembly (M2210T)
7	22H 703 T	( 155001— )	Screw, Set
8	M 2023 T	( 155001— )	Nut, Stop
9	12H 11 R	( 155001— )	Washer, Lock, 3/8" (10 used)
10	19H 218 D	( 155001— )	Screw, Cap, 3/8" x 1" (10 used)
11	M 2017 T	( 155001— )	Stud
12	12H 13 R	( 155001— )	Washer, Lock, 1/2"
13	14H 259 R	( 155001— )	Nut, Hex., 1/2"
14	M 2200 T	( 155001— )	Stud

**TRANSMISSION REAR COVER—(1000 RPM CONTINUOUS-RUNNING POWER TAKE-OFF)  
430 STANDARD TRACTOR WHEN EQUIPPED WITH DUAL TOUCH-O-MATIC (SERIAL No. 155001-UP)**



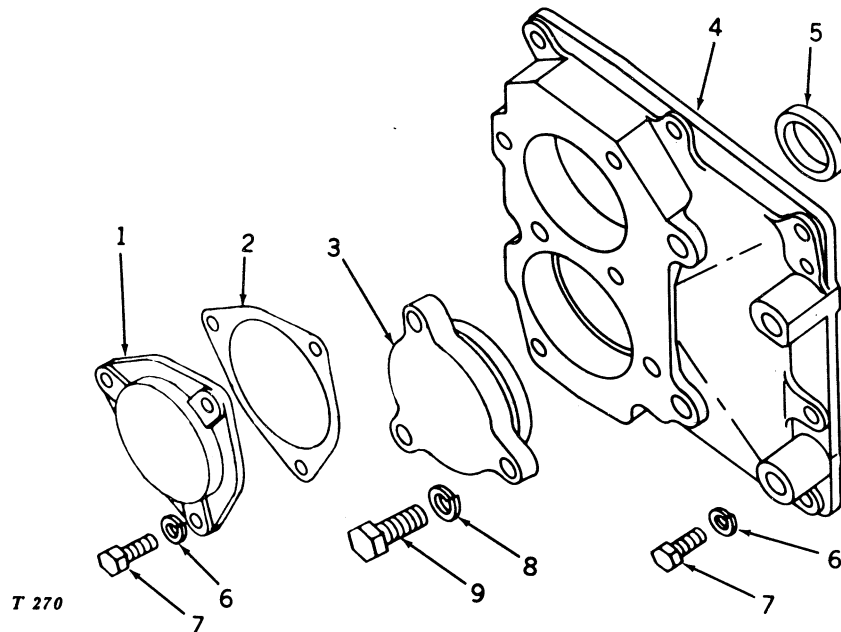
Key	Part No.	Serial No.	Description
1	19H 1211 N	( 155001— )	Screw, Cap, 3/8" x 3-1/4" (2 used)
2	12H 11 R	( 155001— )	Washer, Lock, 3/8" (11 used)
3	M 3508 T	( 155001— )	Pilot, Support
4	M 2374 T	( 155001— )	Ring, Sealing
5	T 11424 T	( 155001— )	Cover, Rear
6	AF 1934 R	( 155001— )	Oil Seal
7	19H 218 D	( 155001— )	Screw, Cap, 3/8" x 1" (7 used)
8	M 2347 T	( 155001— )	Cover, Powershaft
9	12H 12 R	( 155001— )	Washer, Lock, 7/16" (3 used)
10	19H 332 R	( 155001— )	Screw, Cap, 7/16" x 1-1/4" (3 used)
11	M 3577 T	( 155001— )	Support
12	12H 14 R	( 155001— )	Washer, Lock, 9/16"
13	19H 1243 N	( 155001— )	Screw, Cap, 9/16" x 1-3/4"
14	M 2211 T	( 155001— )	Screw, Cap, Special
15	19H 1131 N	( 155001— )	Screw, Cap, 1/2" x 1-1/4"
16	12H 13 R	( 155001— )	Washer, Lock, 1/2"

## 1000 RPM POWER TAKE-OFF PARTS INFORMATION

TRANSMISSION REAR COVER—(1000 RPM CONTINUOUS-RUNNING POWER TAKE-OFF)  
430 SPECIAL AND TRICYCLE (SERIAL No. 155001-UP)

Key	Part No.	Serial No.	Description
1	M 1800 T	( 155001— )	Guard, Powershaft
2	AT 10664 T	( 155001— )	Shield, Powershaft
3	AM 1965 T	( 155001— )	Cover, Rear (M1944T) with Bushings, Stud, Oil Seal, and Bearing
4	JD 7797	( 155001— )	Fitting, Grease (2 used)
5	M 2019 T	( 155001— )	Bushing
6	(19H 218 D	( 155001— )	Screw, Cap, 3/8" x 1" (10 used) (T)
	(19H 1139 N	( 155001— )	Screw, Cap, 3/8" x 1-1/8" (10 used) (V)
7	12H 11 R	( 155001— )	Washer, Lock, 3/8" (10 used)
8	M 2018 T	( 155001— )	Bushing
9	M 2017 T	( 155001— )	Stud
10	12H 13 R	( 155001— )	Washer, Lock, 1/2"
11	14H 259 R	( 155001— )	Nut, Hex., 1/2"
12	AM 605 T	( 155001— )	Bushing, Powershaft
13	AM 253 T	( 155001— )	Seal, Oil

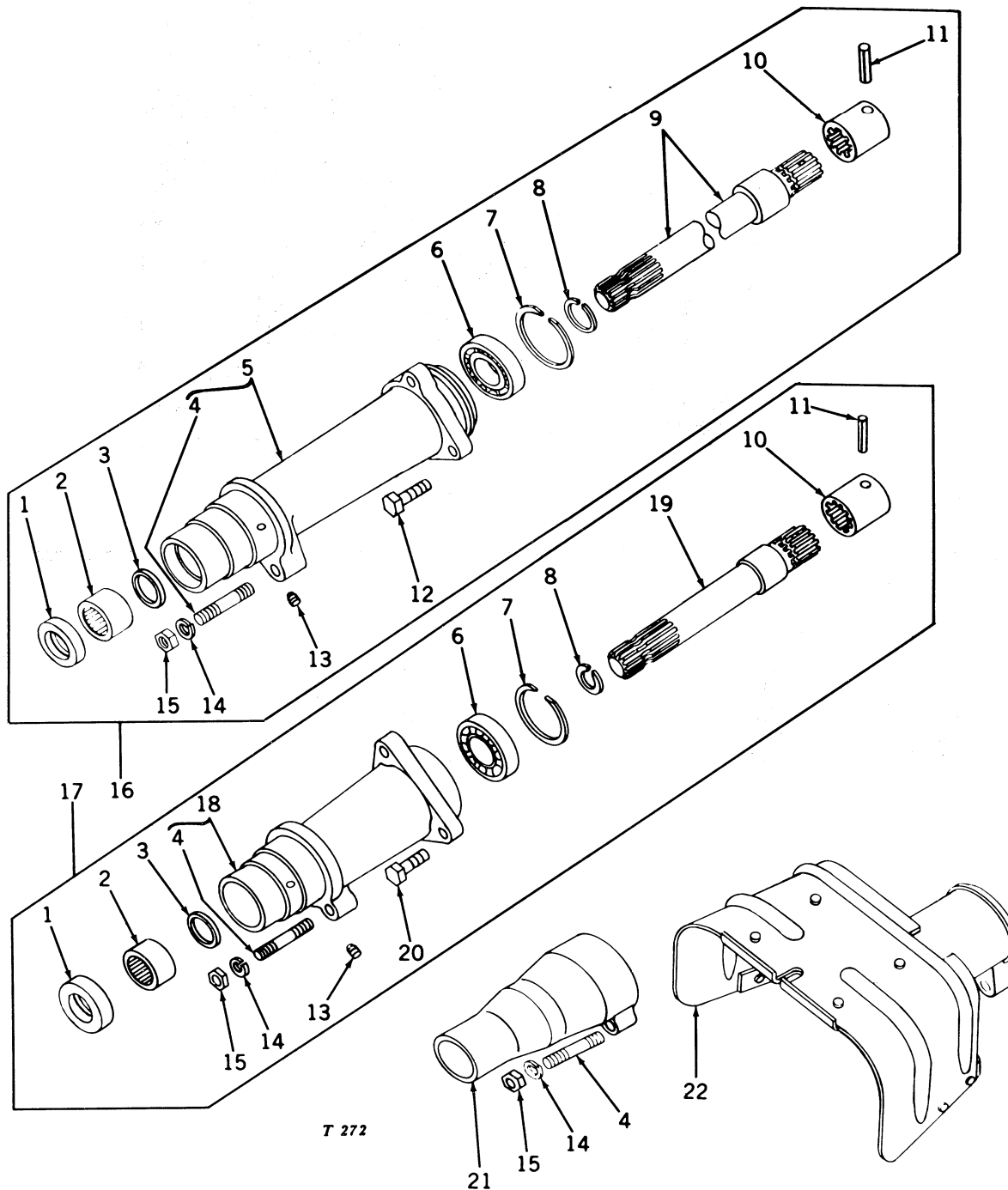
**TRANSMISSION REAR COVER—(1000 RPM CONTINUOUS-RUNNING POWER-TAKE OFF)  
430 UTILITY (SERIAL No. 155001-UP)**



Key	Part No.	Serial No.	Description
1	M 2345 T	( 155001— )	Cover
2	M 2346 T	( 155001— )	Gasket
3	M 2347 T	( 155001— )	Cover
4	T 11424 T	( 155001— )	Cover, Transmission, Rear
5	AF 1934 R	( 155001— )	Seal, Oil
6	12H 11 R	( 155001— )	Washer, Lock, 3/8" (12 used)
7	19H 218 D	( 155001— )	Screw, Cap, 3/8" x 1" (12 used)
8	12H 12 R	( 155001— )	Washer, Lock, 7/16" (3 used)
9	19H 332 R	( 155001— )	Screw, Cap, 7/16" x 1-1/4" (3 used)



**POWERSHAFT ATTACHMENT—(1000 RPM CONTINUOUS-RUNNING POWER TAKE-OFF)  
430 HI-CROP, UTILITY, ROW-CROP UTILITY, AND STANDARD WITH DUAL TOUCH-O-MATIC  
(SERIAL No. 155001-UP)**

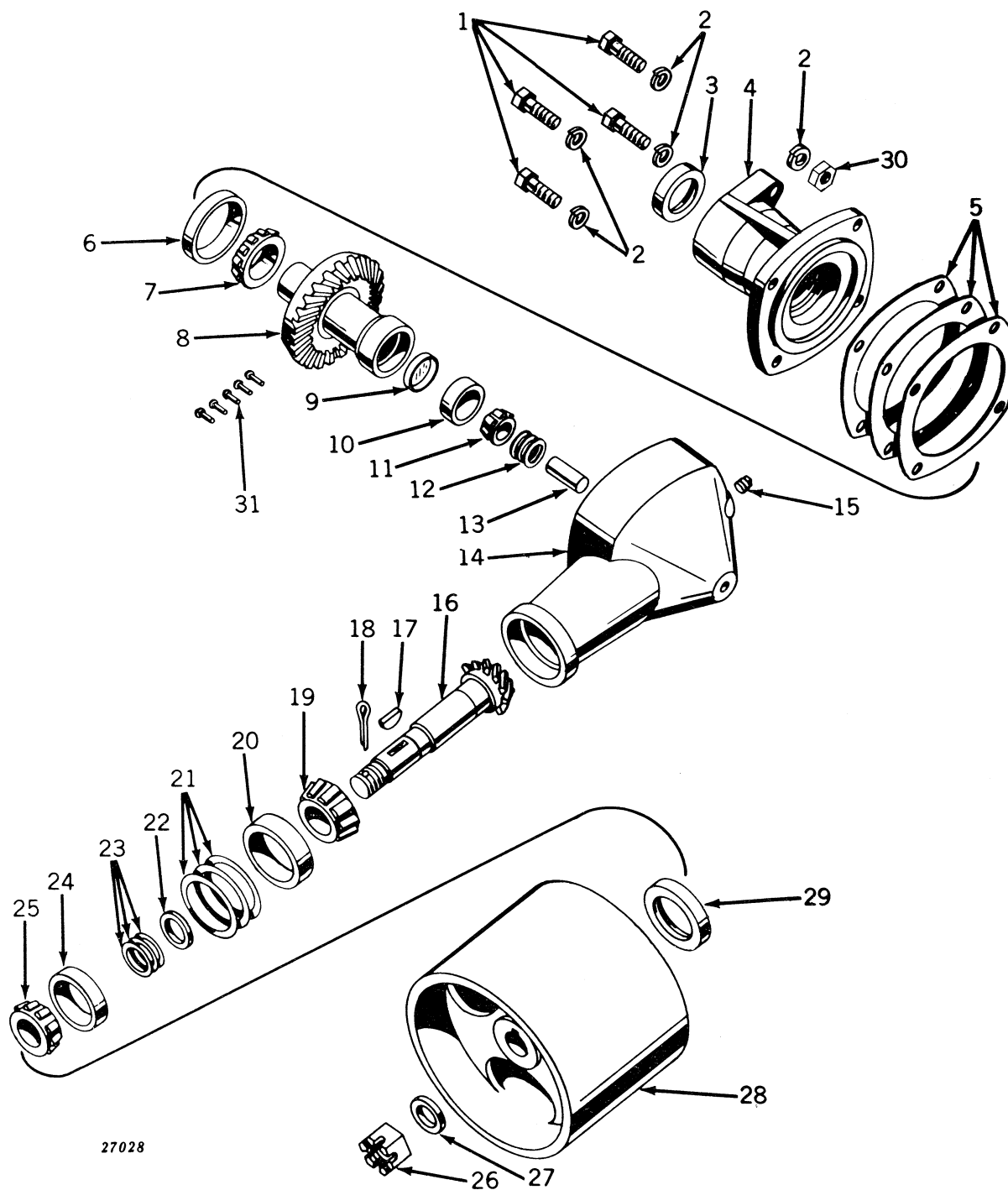


**POWERSHAFT ATTACHMENT—(1000 RPM CONTINUOUS-RUNNING POWER TAKE-OFF)—Continued**  
**430 HI-CROP, UTILITY, ROW-CROP UTILITY, AND STANDARD WITH DUAL TOUCH-O-MATIC**  
**(SERIAL No. 155001-UP)**

Key	Part No.	Serial No.	Description
1	AM 253 T	( 155001—	) Seal, Oil
2	JD 8819 T	( 155001—	) Bearing, Needle
3	AM 2553 T	( 155001—	) Seal, Oil
4	M 2017 T	( 155001—	) Stud
5	AM 2554 T	( 155001—	) Housing (M2744T) with Stud (H and U)
6	JD 7198 T	( 155001—	) Bearing, Needle
7	M 2354 T	( 155001—	) Ring, Snap
8	M 2353 T	( 155001—	)
9	T 10828 T	( 155001—	) Shaft (H and U)
10	M 2746 T	( 155001—	) Coupling
11	34H 107 H	( 155001—	) Pin, Roll, 1/4" x 1-3/4"
12	19H 340 R	( 155001—	) Screw, Cap, 7/16" x 1-1/2" (3 used) (H and U)
13	15H 566 T	( 155001—	) Plug, Screw, 1/8"
14	12H 13 R	( 155001—	) Washer, Lock, 1/2"
15	14H 259 R	( 155001—	) Nut, Hex., 1/2"
16	AT 11454 T	( 155001—	) Power Take-Off Attachment (Includes Guard and Shield) (H and U)
17	AT 11453 T	( 155001—	) Power Take-Off Attachment (Includes Guard and Shield) (S with Dual Touch-o-matic and W)
18	AM 2750 T	( 155001—	) Housing (M2915T) with Stud (S with Dual Touch-o-matic and W)
19	T 10827 T	( 155001—	) Shaft (S with Dual Touch-o-matic and W)
20	19H 332 R	( 155001—	) Screw, Cap, 7/16" x 1-1/4" (3 used) (S with Dual Touch-o-matic and W)
21	M 1800 T	( 155001—	) Guard (H, S, U, and W)
22	AT 10664 T	( 155001—	) Shield, Powershaft (H, S, U, and W)



**TRACTORS—"430" SERIES—BELT PULLEY—(1000 RPM CONTINUOUS-RUNNING POWER TAKE-OFF)  
430 HI-CROP, STANDARD, TRICYCLE, UTILITY, SPECIAL, AND ROW-CROP UTILITY  
(SERIAL No. 155001-UP)**

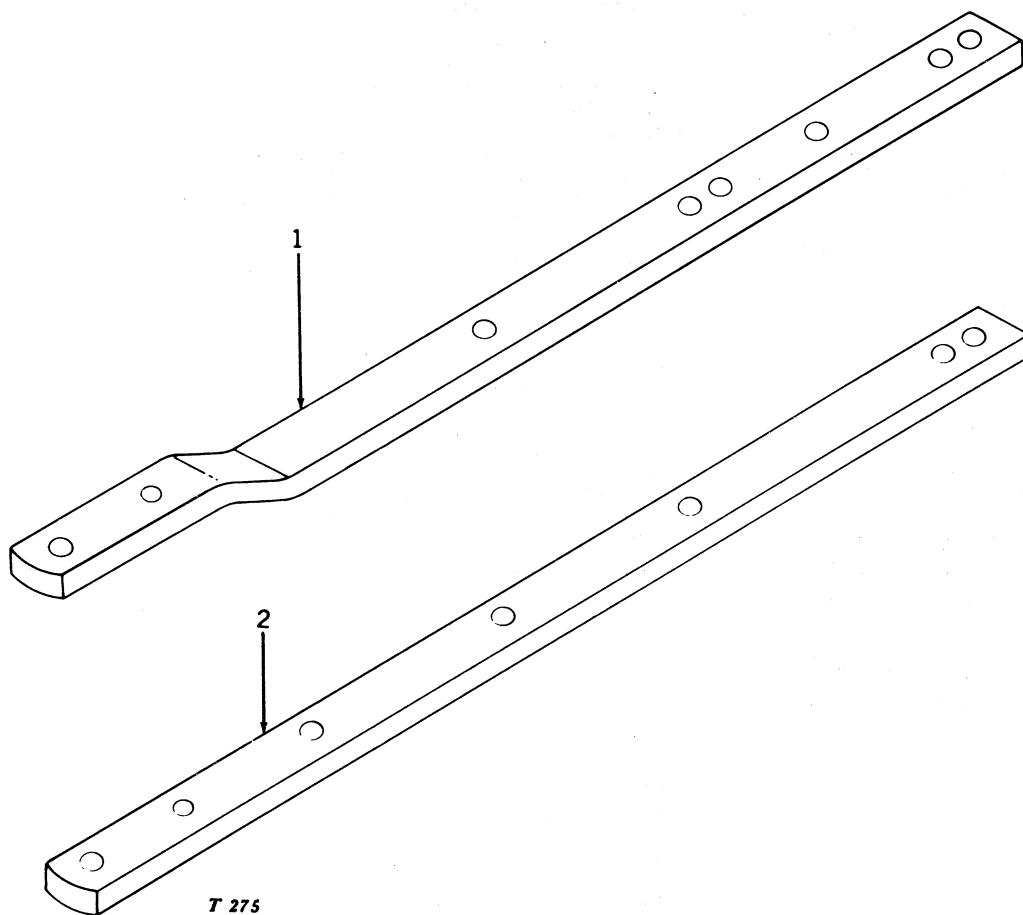


**TRACTORS—"430" SERIES—BELT PULLEY—(1000 RPM CONTINUOUS-RUNNING POWER TAKE-OFF)**  
**—Continued**  
**430 HI-CROP, STANDARD, TRICYCLE, UTILITY, SPECIAL, AND ROW-CROP UTILITY**  
**(SERIAL No. 155001-UP)**

Key	Part No.	Serial No.	Description
1	19H 462 N	( 155001— )	Screw, Cap, 1/2" x 1-1/2" (4 used)
2	12H 13 R	( 155001— )	Washer, Lock, 1/2" (5 used)
3	AM 1977 T	( 155001— )	Seal, Oil
4	M 1784 T	( 155001— )	Quill
5	(M 2050 T	( 155001— )	Shim, Gear Case Quill, .002" (Approx. 2 used)
	(M 2051 T	( 155001— )	Shim, Gear Case Quill, .005" (Approx. 1 used)
	(M 2052 T	( 155001— )	Shim, Gear Case Quill, .010" (Approx. 6 used)
6	JD 8220 T	( 155001— )	Cup, Bearing
7	JD 8179 T	( 155001— )	Cone, Bearing
8	AT 10670 T	( 155001— )	Gear, Drive, Assembly
9	M 2206 T	( 155001— )	Plug, Cup
10	JD 7438 R	( 155001— )	Cup, Bearing
11	JD 8135 R	( 155001— )	Cone, Bearing
12	(M 2053 T	( 155001— )	Shim, Bearing Shaft, .002" (Approx. 2 used)
	(M 2054 T	( 155001— )	Shim, Bearing Shaft, .005" (Approx. 2 used)
	(M 2055 T	( 155001— )	Shim, Bearing Shaft, .010" (Approx. 3 used)
13	M 1996 T	( 155001— )	Shaft
14	AM 1979 T	( 155001— )	Case (M1785T) with Shaft
15	15H 255 R	( 155001— )	Plug, 3/8", Sq. Hd.
16	M 1696 T	( 155001— )	Shaft
17	26H 23 R	( 155001— )	Key, Woodruff, 5/16" x 1"
18	11H 87 N	( 155001— )	Pin, Cotter, 3/16" x 7/8"
19	JD 8180 T	( 155001— )	Cone, Bearing
20	JD 8221 T	( 155001— )	Cup, Bearing
21	(M 2059 T	( 155001— )	Shim, Pulley Shaft, Inner Bearing, .002" (Approx. 2 used)
	(M 2060 T	( 155001— )	Shim, Pulley Shaft, Inner Bearing, .005" (Approx. 2 used)
	(M 2061 T	( 155001— )	Shim, Pulley Shaft, Inner Bearing, .010" (Approx. 3 used)
22	M 2123 T	( 155001— )	Spacer
23	(M 2056 T	( 155001— )	Shim, Pulley Shaft, Outer Bearing, .002" (Approx. 2 used)
	(M 2057 T	( 155001— )	Shim, Pulley Shaft, Outer Bearing, .005" (Approx. 3 used)
	(M 2058 T	( 155001— )	Shim, Pulley Shaft, Outer Bearing, .010" (Approx. 5 used)
24	JD 7449 D	( 155001— )	Cup, Bearing
25	JD 8134 D	( 155001— )	Cone, Bearing
26	14H 540 T	( 155001— )	Nut, Hex., 1"
27	24H 959 N	( 155001— )	Washer, Plain
28	T 10830 T	( 155001— )	Pulley, Belt, Dia., 5-1/8"
29	AM 1717 T	( 155001— )	Seal, Oil
30	14H 259 R	( 155001— )	Nut, Hex., 1/2"
31	16H 698 A	( 155001— )	Rivet, 1/4" x 1" (5 used)
..	<b>AT 10658 T</b>	( 155001— )	<b>Belt Pulley (Attachment)</b>

Bold face type indicates an attachment. Attachments must be listed on separate order from replacement order.

TRACTORS—"430" SERIES—DRAWBAR—(1000 RPM CONTINUOUS-RUNNING POWER TAKE-OFF)  
430 STANDARD, TRICYCLE, SPECIAL, UTILITY AND ROW-CROP UTILITY (SERIAL No. 155001-UP)

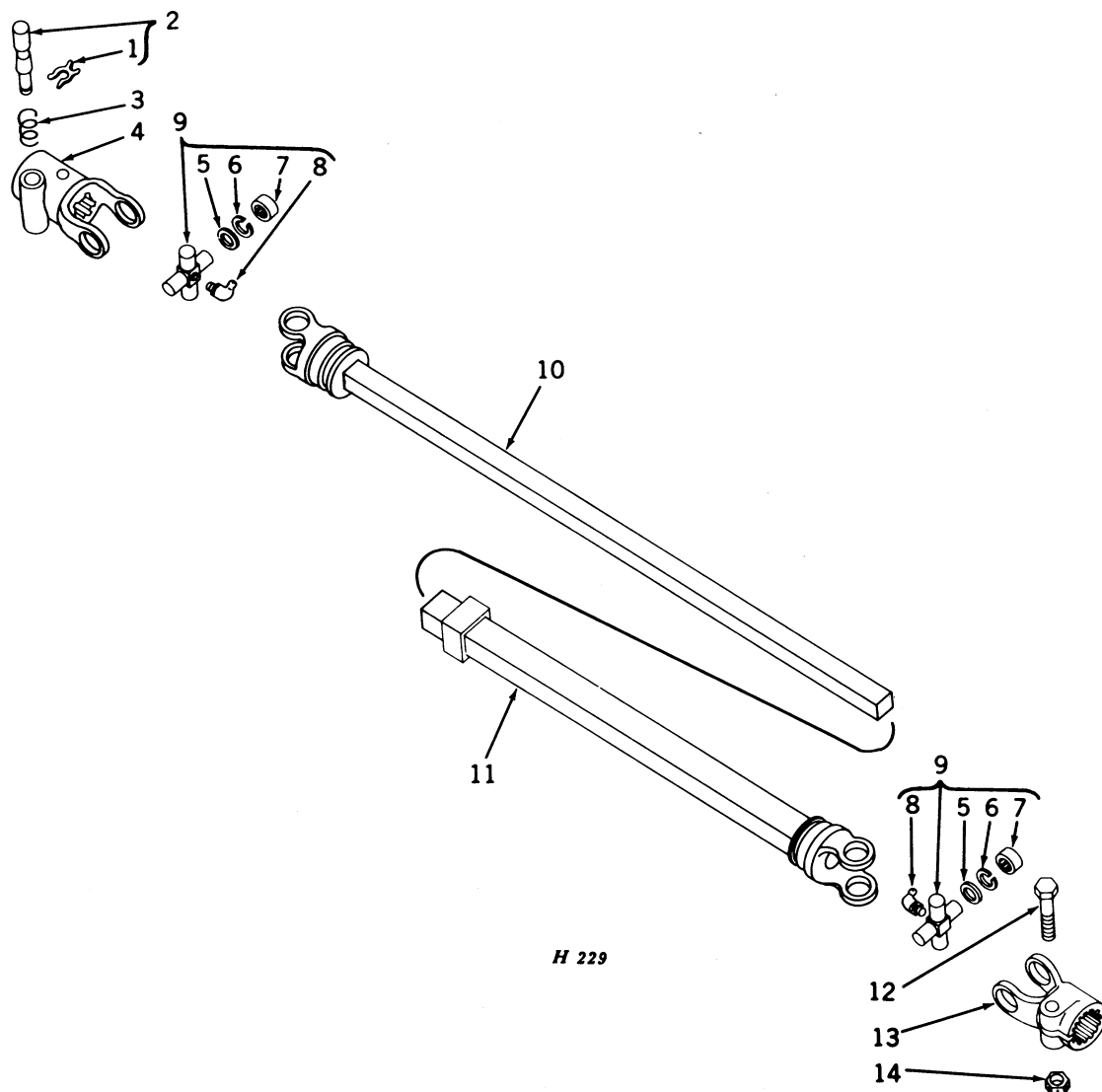


Key	Part No.	Serial No.	Description
1	(T 10820 T	( 155001—	) Drawbar (430-S)
	(T 10822 T	( 155001—	) Drawbar (430-T)
	(T 10825 T	( 155001—	) Drawbar (430-V)
2	(T 10823 T	( 155001—	) Drawbar (430-U)
	(T 10826 T	( 155001—	) Drawbar (430-W)

---

## MEMORANDA

## MOWER, POWER—No. 8 CASTER WHEEL—POWERSHAFT, TRACTOR TO MOWER (1000 RPM)

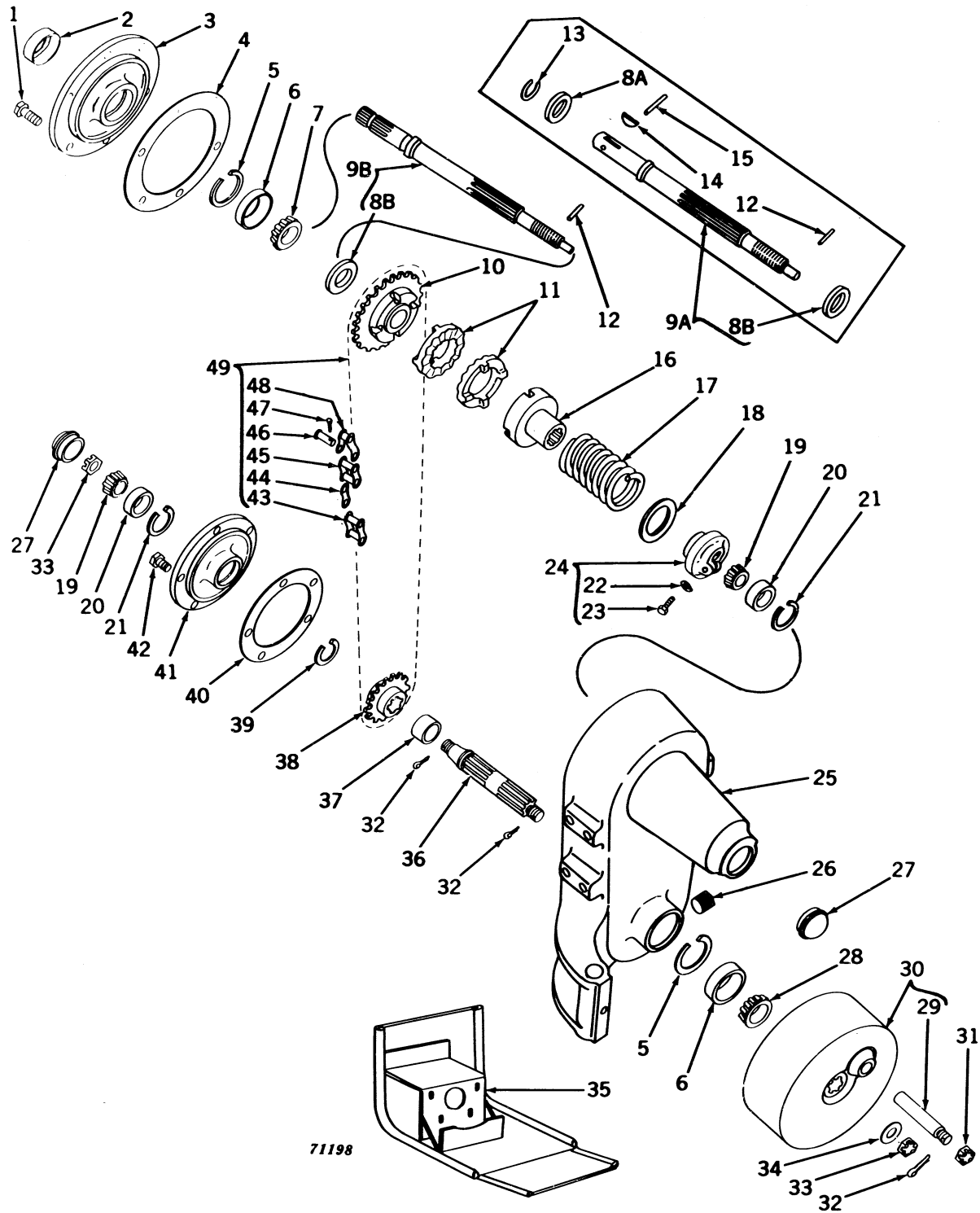


**MOWER, POWER—No. 8 CASTER WHEEL—POWERSHAFT, TRACTOR TO  
MOWER (1000 RPM)—Continued**

Key	Part No.	Serial No.	Description
1	Z 9785 H	(8-29087—	) Washer, Retaining
2	AH 12250 H	(8-29087—	) Pin, Lock, with Retaining Washer
3	H 22802 H	(8-29087—	) Spring, Lock Pin
4	H 22803 H	(8-29087—	) Joint on Tractor, 1-3/8" (Lock Pin Type)
5	E 4297 E	(8-29087—	) Washer, Cork (8 used)
6	E 4298 E	(8-29087—	) Ring, Snap (8 used)
7	E 4296 E	(8-29087—	) Bearing (8 used)
8	JD 7760	(8-29087—	) Fitting, Grease, 1/8", 67-1/2° (2 used)
9	AE 793 E	(8-29087—	) Connection, Complete, with Bearings and Snap Rings (2 used)
10	AZ 4021 H	(8-29087—	) Shaft and Yoke Assembly, Length 12-3/8" Used on John Deere Tractors: 50, 60, 60S Serial No. 6043000 and Up, 70 and 70S; 520, 530, 720, 730, 720S, and 730S] All without 3-Point Hitch
	AZ 4022 H	(8-29087—	) Shaft and Yoke Assembly, Length 14-1/4" Used on John Deere Tractors: 40T, 40S, 40U, 40V, 320S, 330S, 320U, 420T, 430T, 420S, 430S, 420U, 430U, 420V, 430V, 620, 630, 620S, and 630S; 520, 530, 720, 730, 720S, and 730S] All with 3-Point Hitch 720, 730, 720S, and 730S] All with Heavy-Duty Drawbar 70 and 70S] with Heavy-Duty Drawbar and Direct Engine-Driven PTO
	AZ 4023 H	(8-29087—	) Shaft and Yoke Assembly, Length 16-5/8" Used on John Deere Tractors: 40W, 60S Up to Serial No. 6043000, 420W and 430W; 70 and 70S] with Heavy-Duty Drawbar and Transmission-Driven PTO
11	AZ 4025 H	(8-29087—	) Tube and Yoke Assembly, Length 11" Used on John Deere Tractors: 50, 60, 60S Serial No. 6043000 and Up, 70, and 70S; 520, 530, 720, 730, 720S, and 730S] All without 3-Point Hitch
	AZ 4026 H	(8-29087—	) Tube and Yoke Assembly, Length 12-7/8" Used on John Deere Tractors: 40T, 40S, 40U, 40V, 320S, 330S, 320U, 420T, 430T, 420S, 430S, 420U, 430U, 420V, 430V, 620, 630, 620S, and 630S; 520, 530, 720, 730, 720S, and 730S] All with 3-Point Hitch 720, 730, 720S, and 730S] All with Heavy-Duty Drawbar 70 and 70S] With Heavy-Duty Drawbar and Direct Engine-Driven PTO
	AZ 4027 H	(8-29087—	) Tube and Yoke Assembly, Length 15-1/4" Used on John Deere Tractors: 40W, 60S Up to Serial No. 6043000, 420W, and 430W; 70 and 70S] with Heavy-Duty Drawbar and Transmission-Driven PTO
12	19H 500 R	(8-29087—	) Screw, Cap, 1/2" x 2-3/4"
13	H 22202 H	(8-29087—	) Joint on Mower (Splined)
14	H 20468 H	(8-29087—	) Nut, Lock, 1/2"



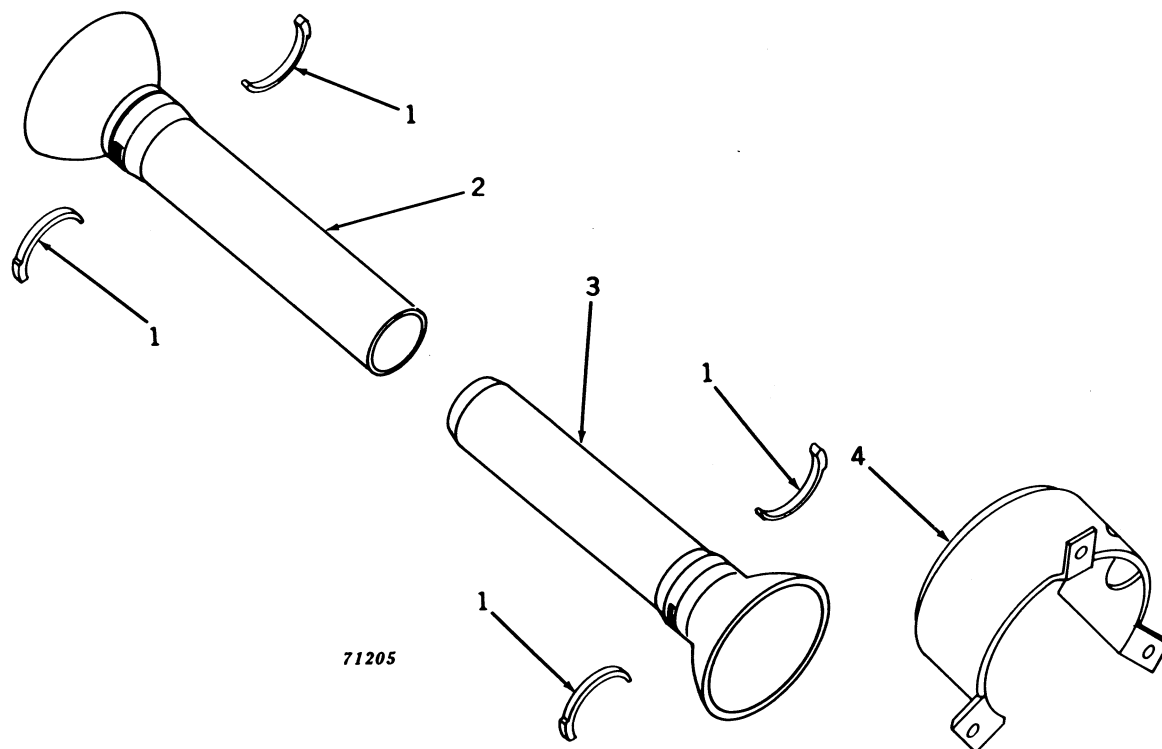
## MOWER, POWER—No. 8 CASTER WHEEL—HOUSING FOR PITMAN AND MAIN DRIVE SHAFTS



**MOWER, POWER—No. 8 CASTER WHEEL—HOUSING FOR PITMAN AND  
MAIN DRIVE SHAFTS—Continued**

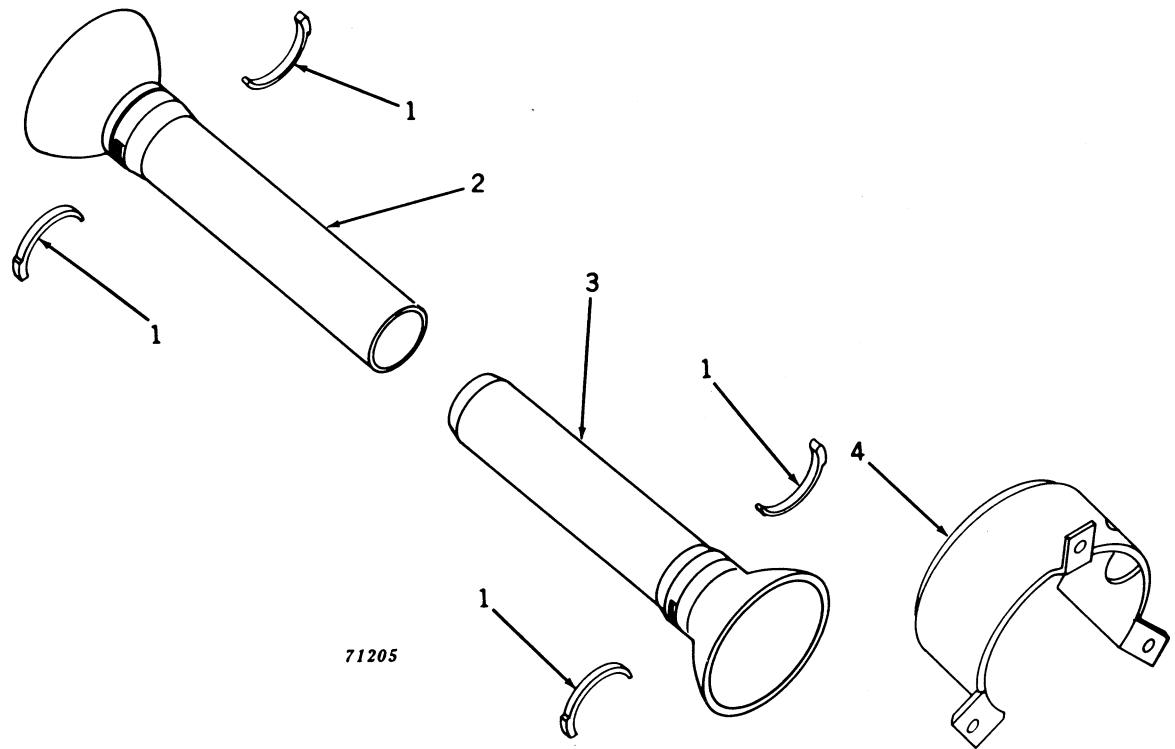
Key	Part No.	Serial No.	Description
1	19H 1056 H	( — )	Screw, Cap, 7/16" x 1" (6 used)
2	AH 11746 H	( — )	Seal, Oil (Sub. for AZ3918H)
3	Z 1369 H	( — )	Cover
4	(Z 9939 H	( — )	Shim, .003"
	(Z 9940 H	( — )	Shim, .010"
	(Z 9941 H	( — )	Shim, .030"
5	Z 9902 H	( — )	Ring, Snap (2 used)
6	JD 8225 A	( — )	Cup, Bearing (2 used)
7	JD 8187 A	( — )	Bearing, Roller
8A	Z 9904 H	( —8-18757)	Collar, Thrust (Used with Z9949H Shaft)
8B	H 21975 H	(8-18758—)	Collar, Thrust
9A	AH 11189 H	( —8-20500)	Shaft, Main Drive, with Thrust Collar (Sub. for Z9949H)
9B	AH 11525 H	(8-20501—)	Shaft, Main Drive, with Thrust Collar
10	(Z 1339 H	( —8-20500)	Sprocket, Drive, 26 Teeth
	(H 10209 H	(8-20501—)	Sprocket, Drive, 26 Teeth (540 rpm)
	(H 10286 H	(8-29087—)	Sprocket, Drive, 17 Teeth (1000 rpm)
11	(Z 699 H	( — )	Clutch, Slip (540 rpm) (2 used)
	(H 23929 H	(8-29087—)	Clutch, Slip (1000 rpm) (2 used)
12	34H 105 H	( — )	Pin, Roll, 1/4" x 1-1/2"
13	Z 9903 H	( —8-18757)	Ring, Snap (Used with Z9949H Shaft)
14	26H 41 H	( —8-20500)	Key, Woodruff (No. 128)
15	34H 120 H	( —8-20500)	Pin, Roll, 5/16" x 2"
16	Z 1333 H	( — )	Collar, Drive, Slip Clutch
17	(B 5039 H	( — )	Spring (540 rpm)
	(J 17822 N	(8-29087—)	Spring (1000 rpm)
18	B 5977 H	(8-18758—)	Washer, Slip Clutch
19	JD 8188 D	( — )	Bearing, Roller (2 used)
20	JD 8226 D	( — )	Cup, Bearing (2 used)
21	H 21836 H	( — )	Ring, Snap (2 used)
22	12H 273 R	(8-18758—)	Washer, Lock, 3/8"
23	T 10217 T	(8-18758—)	Screw, Cap, Special, 3/8" x 1-1/4"
24	(AH 11512 H	( — )	Nut, Slip Clutch Spring (With B5977H, Sub. for Z1357H)
	(H 10187 H	( — )	Sub. AH11512H
25	Z 1368 H	( — )	Housing
26	15H 239 R	( — )	Plug, Pipe, 1"
27	Z 9769 H	( — )	Cap (2 used)
28	JD 8903 H	( — )	Bearing, Roller, with Seal
29	Z 9957 H	( — )	Pin
30	(AZ 3917 H	( — )	Flywheel, Pitman, with Pin
	(Z 1356 H	( — )	Sub. AZ3917H
31	Z 9958 H	( — )	Nut, Hex., Slotted, 5/8", N.F. (L.H. Thread) (Used with Roller Bearing Sickle Pitman)
32	11H 43 R	( — )	Pin, Cotter, 1/8" x 1-1/4" (2 used, Regular; 3 used, with Roller Bearing Sickle Pitman)
33	Z 9248 H	( — )	Nut, Hex., 5/8", N.F. (2 used)
34	24H 556 H	( — )	Washer, 21/32" x 1-1/2"
35	AH 12072 H	( — )	Guard, Flywheel (Regular, Through Serial No. 8-20500; Special, Serial No. 8-20501 and Up)
36	Z 9955 H	( — )	Shaft, Drive, Flywheel
37	Z 10004 H	( — )	Spacer
38	(Z 1344 H	( — )	Sprocket, Driven, 18 Teeth (540 rpm)
	(H 10287 H	(8-29087—)	Sprocket, Driven, 21 Teeth (1000 rpm)
	(Z 1334 H	( — )	Sprocket, Driven, 16 Teeth (Special to Speed Up Sickle) (540 rpm)
	(H 10288 H	(8-29087—)	Sprocket, Driven, 19 Teeth (Special to Speed Up Sickle) (1000 rpm)
	(Z 1335 H	( — )	Sprocket, Driven, 20 Teeth (Special to Slow Down Sickle) (540 rpm)
39	P 33554 H	( — )	Ring, Snap
40	Z 9942 H	( — )	Gasket
41	Z 1370 H	( — )	Cover
42	7H 324 H	( — )	Bolt, Mach., 3/8" x 1" (5 used)
43	P 20351 H	( — )	Link, Coupler
44	P 21010 H	( — )	Lock, Spring
45	P 20350 H	( — )	Link, Roller
46	P 29361 H	( — )	Pin, Offset Link
47	11H 2 H	( — )	Pin, Cotter, 1/16" x 3/8"
48	P 20352 H	( — )	Link, Offset
49	.....	( — )	Chain, Drive (54 Links, 5/8" Pitch) (Sub. One AP6093H, Two P20350H, and Two P20351H) (540 rpm)
	..... (8-29087—	( — )	Chain, Drive (51 Links, 5/8" Pitch) (Sub. One AP6093H and One P20352H) (1000 rpm)
	.....	( — )	Chain, Drive (53 Links, 5/8" Pitch) (Sub. One AP6093H, One P20350H, One P20351H, and One P20352H) (540 rpm)
	..... (8-29087—	( — )	Chain, Drive (50 Links, 5/8" Pitch) (Sub. One AP6093H) (1000 rpm)
	.....	( — )	Chain, Drive (55 Links, 5/8" Pitch) (Sub. Three AP6095H and One AP6094H) (540 rpm)
(Parts listed below are not illustrated.)			
..	AP 6093 H	( — )	50 Links, 5/8" Pitch, RC-50 Roller Chain
..	AP 6094 H	( — )	25 Links, 5/8" Pitch, RC-50 Roller Chain
..	AP 6095 H	( — )	10 Links, 5/8" Pitch, RC-50 Roller Chain
..	AP 22459 H	( — )	10-Ft., 5/8" Pitch, RC-50 Roller Chain

## MOWER, POWER—No. 8 CASTER WHEEL—POWERSHAFT SHIELD (1000 RPM)



Key	Part No.	Serial No.	Description
1	Z 9912 H	(8-29087—	) Bearing, Half (4 used)
2	AZ 3927 H	(8-29087—	) Shield, Front, Length 10-1/2"
			Used on John Deere Tractors:
			50, 60, 60S Serial No. 6043000 and Up, 70, and 70S;
			520, 530, 720, 730, 720S, and 730S] All without 3-Point Hitch
	AZ 4003 H	(8-29087—	) Shield, Front, Length 12-3/8"
			Used on John Deere Tractors:
			40T, 40S, 40U, 40V, 320S, 330S, 320U, 420T, 430T, 420S, 430S, 420U, 430U,
			420V, 430V, 620, 630, 620S, and 630S;
			520, 530, 720, 730, 720S, and 730S] All with 3-Point Hitch
			720, 730, 720S, and 730S] with Heavy-Duty Drawbar
			70 and 70S] with Heavy-Duty Drawbar and Direct Engine-Driven PTO
	AZ 4009 H	(8-29087—	) Shield, Front, Length 14-3/4"
			Used on John Deere Tractors:
			40W, 60S Up to Serial No. 6043000, 420W, and 430W;
			70 and 70S] with Heavy-Duty Drawbar and Transmission-Driven PTO
3	AZ 3921 H	(8-29087—	) Shield, Rear, Length 10-7/8"
			Used on John Deere Tractors:
			50, 60, 60S Serial No. 6043000 and Up, 70 and 70S;
			520, 530, 720, 730, 720S, and 730S] All without 3-Point Hitch
	AZ 4006 H	(8-29087—	) Shield, Rear, Length 12-3/4"
			Used on John Deere Tractors:
			40T, 40S, 40U, 40V, 320S, 330S, 320U, 420T, 430T, 420S, 430S, 420U, 430U,
			420V, 430V, 620, 630, 620S, and 630S;
			520, 530, 720, 730, 720S, and 730S] All with 3-Point Hitch
			720, 730, 720S, and 730S] with Heavy-Duty Drawbar
			70 and 70S] with Heavy-Duty Drawbar and Direct Engine-Driven PTO
	AZ 4012 H	(8-29087—	) Shield, Rear, Length 15-1/8"
			Used on John Deere Tractors:
			40W, 60S Up to Serial No. 6043000, 420W, and 430W;
			70 and 70S] with Heavy-Duty Drawbar and Transmission-Driven PTO
4	H 21979 H	(8-29087—	) Shield, Universal Joint, Rear

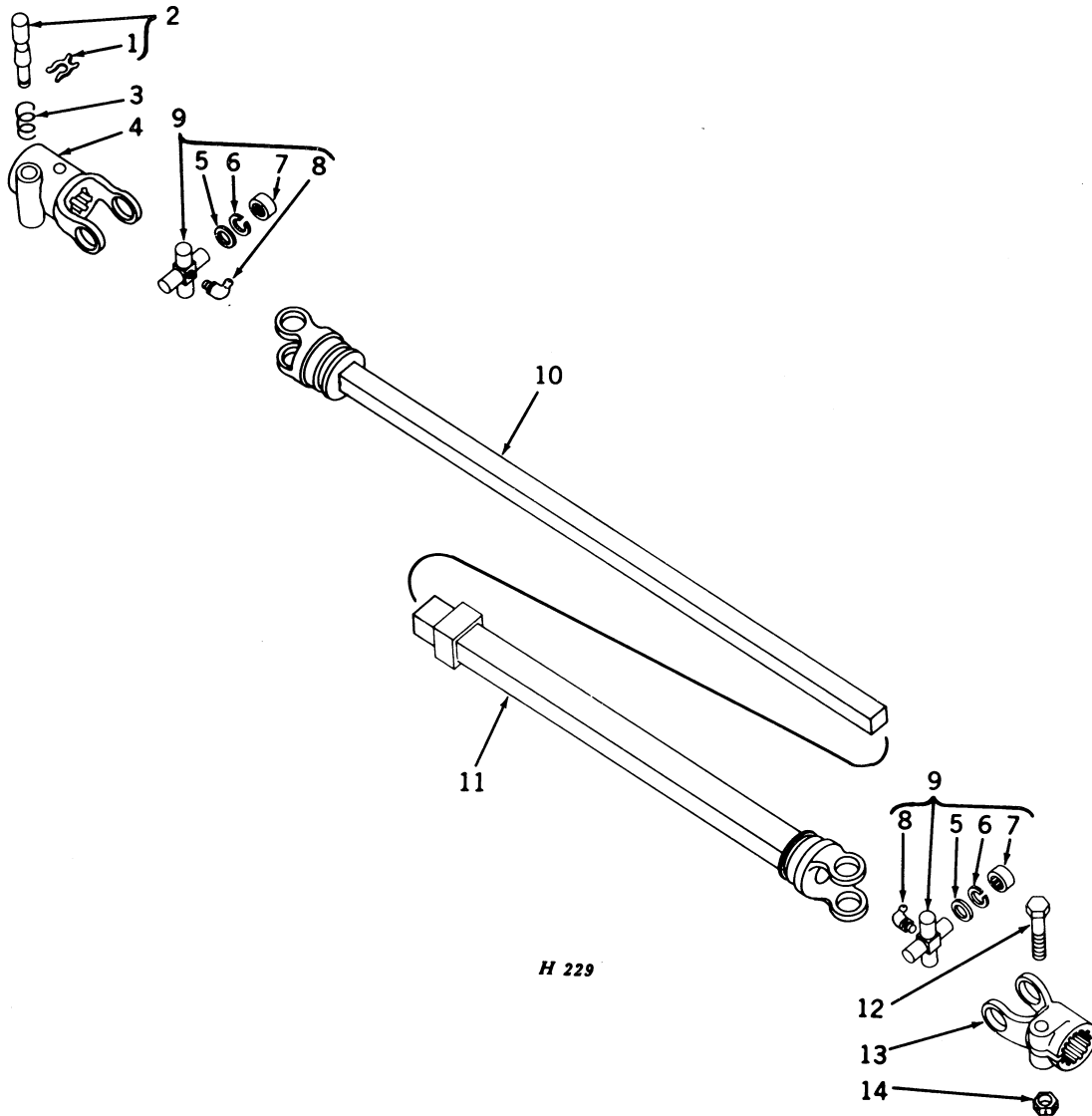
**MOWER, POWER—No. 9—POWERSHAFT SHIELDS (1000 RPM)**  
**(All Tractors with 3-Point Hitch)**



Key	Part No.	Serial No.	Description
1	Z 9912 H	(9-16654—	) Bearing, Half (4 used)
2	AZ 3927 H	(9-16654—	) Shield, Front, Length 10-1/2"
			Used on John Deere Tractors: 40T, 40S, 40U, 40W, 50, 60, 60S, 70, 70S, 320S, 330S, 320U, 330U, 420T, 430T, 420S, 430S, 420U, 430U, 420W, 430W, 440I, 520, 530, 620, 630, 620S, 630S, 720, 730, 720S, and 730S
3	AZ 3921 H	(9-16654—	) Shield, Rear, Length 10-7/8"
			Used on John Deere Tractors: 40T, 40S, 40U, 40W, 50, 60, 60S, 70, 70S, 320S, 330S, 320U, 330U, 420T, 430T, 420S, 430S, 420U, 430U, 420W, 430W, 440I, 520, 530, 620, 630, 620S, 630S, 720, 730, 720S, and 730S
4	H 21980 H	(9-16654—	) Shield, Universal Joint, Rear

## 1000 RPM POWER TAKE-OFF PARTS INFORMATION

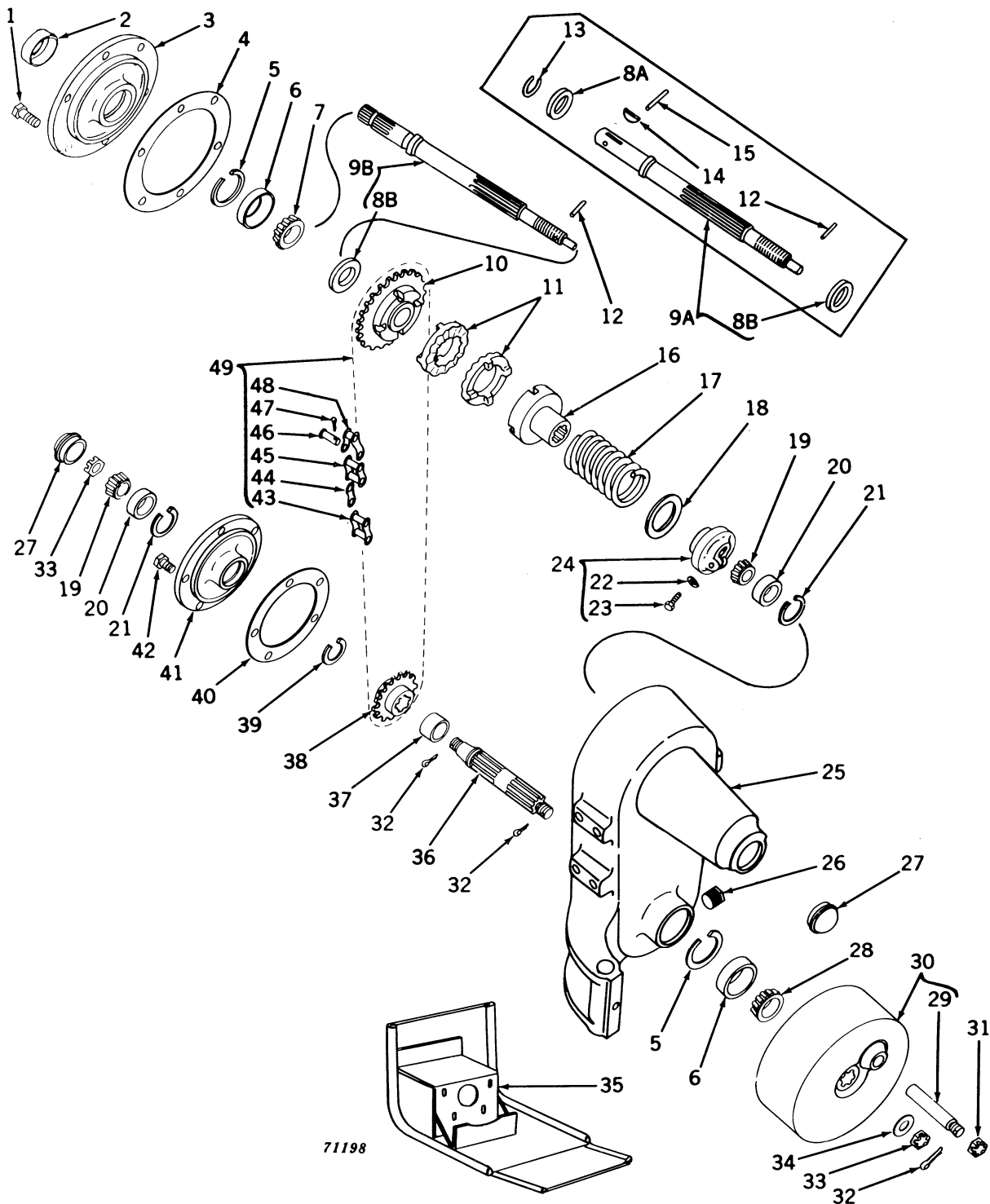
MOWER, POWER—No. 9—POWERSHAFT, TRACTOR TO MOWER (1000 RPM)  
(All Tractors with 3-Point Hitch)



**MOWER, POWER—No. 9—POWERSHAFT, TRACTOR TO MOWER (1000 RPM)—Continued**  
**(All Tractors with 3-Point Hitch)**

Key	Part No.	Serial No.	Description
1	Z 9785 H	(9-16654—	) Washer, Retaining
2	AH 12250 H	(9-16654—	) Pin, Lock, with Retaining Washer
3	H 22802 H	(9-16654—	) Spring, Lock Pin
4	H 22803 H	(9-16654—	) Joint on Tractor, 1-3/8" (Lock Pin Type)
5	E 4297 E	(9-16654—	) Washer, Cork (8 used)
6	E 4298 E	(9-16654—	) Ring, Snap (8 used)
7	E 4296 E	(9-16654—	) Bearing (8 used)
8	JD 7760	(9-16654—	) Fitting, Grease, 1/8", 67-1/2° (2 used)
9	AE 793 E	(9-16654—	) Connection, Complete, with Bearings and Snap Rings (2 used)
10	AZ 4021 H	(9-16654—	) Shaft and Yoke Assembly, Length 12-3/8" (Used on John Deere 40T, 40S, 40U, 40W, 50, 60, 60S, 70, 70S, 320S, 330S, 320U, 330U, 420T, 430T, 420S, 430S, 420U, 430U, 420W, 430W, 440I, 520, 530, 620, 630, 620S, 630S, 720, 730, 720S, and 730S Tractors)
11	AZ 4025 H	(9-16654—	) Tube and Yoke Assembly, Length 11" (Used on John Deere 40T, 40S, 40U, 40W, 50, 60, 60S, 70, 70S, 320S, 330S, 320U, 330U, 420T, 430T, 420S, 430S, 420U, 430U, 420W, 430W, 440I, 520, 530, 620, 630, 620S, 630S, 720, 730, 720S, and 730S Tractors)
12	19H 500 R	(9-16654—	) Screw, Cap, 1/2" x 2-3/4"
13	H 22202 H	(9-16654—	) Joint on Mower (Splined)
14	H 20468 H	(9-16654—	) Nut, Lock, 1/2"

## MOWER, POWER—No. 9 HOUSING FOR PITMAN AND MAIN DRIVE SHAFTS



**MOWER, POWER—No. 9 HOUSING FOR PITMAN AND MAIN DRIVE SHAFTS—Continued**

Key	Part No.	Serial No.	Description
1	19H 1056 H	( — )	Screw, Cap, 7/16" x 1"
2	AH 11746 H	( — )	Seal, Oil (Sub. for AZ3918H)
3	Z 1369 H	( — )	Cover
4	(Z 9939 H	( — )	Shim, .003"
	(Z 9940 H	( — )	Shim, .010"
	(Z 9941 H	( — )	Shim, .030"
5	Z 9902 H	( — )	Ring, Snap (2 used)
6	JD 8225 A	( — )	Cup, Bearing (2 used)
7	JD 8187 A	( — )	Bearing, Roller
8A	Z 9904 H	( — )	Collar, Thrust (Used with Z9949H Shaft)
8B	H 21975 H	( 9-8062 )	Collar, Thrust
9A	AH 11189 H	( — )	Shaft, Main Drive, with Thrust Collar (Sub. for Z9949H)
9B	AH 11525 H	( 9-9501 )	Shaft, Main Drive, with Thrust Collar
10	(Z 1339 H	( — )	Sprocket, Drive, 26 Teeth
	(H 10209 H	( 9-9501 )	Sprocket, Drive, 26 Teeth (540 rpm)
	(H 10286 H	( 9-16654 )	Sprocket, Drive, 17 Teeth (1000 rpm)
11	(Z 699 H	( — )	Clutch, Slip (540 rpm) (2 used)
	(H 23929 H	( 9-16654 )	Clutch, Slip (1000 rpm) (2 used)
12	34H 105 H	( — )	Pin, Roll, 1/4" x 1-1/2"
13	Z 9903 H	( — )	Ring, Snap (Used with Z9949H Shaft)
14	26H 41 H	( — )	Key, Woodruff (No. 128)
15	34H 120 H	( — )	Pin, Roll, 5/16" x 2"
16	Z 1333 H	( — )	Collar, Drive, Slip Clutch
17	(B 5039 H	( — )	Spring (540 rpm)
	(J 17822 N	( 9-16654 )	Spring (1000 rpm)
18	B 5977 H	( 9-6912 )	Washer, Slip Clutch
19	JD 8188 D	( — )	Bearing, Roller (2 used)
20	JD 8226 D	( — )	Cup, Bearing (2 used)
21	H 21836 H	( — )	Ring, Snap (2 used)
22	12H 273 R	( 9-6912 )	Washer, Lock, 3/8"
23	T 10217 T	( 9-6912 )	Screw, Cap, Special, 3/8" x 1-1/4"
24	(AH 11512 H	( — )	Nut, Slip Clutch Spring (With B5977H, Sub. for Z1357H)
	(H 10187 H	( — )	Sub. AH11512H
25	Z 1368 H	( — )	Housing
26	15H 239 R	( — )	Plug, Pipe, 1"
27	Z 9769 H	( — )	Cap (2 used)
28	JD 8903 H	( — )	Bearing, Roller, with Seal
29	Z 9957 H	( — )	Pin
30	(AZ 3917 H	( — )	Flywheel, Pitman, with Pin
	(Z 1356 H	( — )	Sub. AZ3917H
31	Z 9958 H	( — )	Nut, Hex., Slotted, 5/8", N.F. (L.H. Thread) (Used with Roller Bearing Sickle Pitman)
32	11H 43 R	( — )	Pin, Cotter, 1/8" x 1-1/4" (2 used, Reg.; 3 used, with Roller Bearing Sickle Pitman)
33	Z 9248 H	( — )	Nut, Hex., 5/8", N.F. (2 used)
34	24H 556 H	( — )	Washer, 21/32" x 1-1/2"
35	AH 12072 H	( — )	Guard, Flywheel (Regular, Through Serial No. 9-9500; Special, Serial No. 9-9501 and Up)
36	Z 9955 H	( — )	Shaft, Drive, Flywheel
37	Z 10004 H	( — )	Spacer
38	(Z 1344 H	( — )	Sprocket, Driven, 18 Teeth (540 rpm)
	(H 10287 H	( 9-16654 )	Sprocket, Driven, 21 Teeth (1000 rpm)
	(Z 1334 H	( — )	Sprocket, Driven, 16 Teeth (Special to Speed Up Sickle) (540 rpm)
	(H 10288 H	( 9-16654 )	Sprocket, Driven, 19 Teeth (Special to Speed Up Sickle) (1000 rpm)
	(Z 1335 H	( — )	Sprocket, Driven, 20 Teeth (Special to Slow Down Sickle) (540 rpm)
39	P 33554 H	( — )	Ring, Snap
40	Z 9942 H	( — )	Gasket
41	Z 1370 H	( — )	Cover
42	7H 324 H	( — )	Bolt, Mach., 3/8" x 1" (5 used)
43	P 20351 H	( — )	Link, Coupler
44	P 21010 H	( — )	Lock, Spring
45	P 20350 H	( — )	Link, Roller
46	P 29361 H	( — )	Pin, Offset Link
47	11H 2 H	( — )	Pin, Cotter, 1/16" x 3/8"
48	P 20352 H	( — )	Link, Offset
49	(.....	( — )	Chain, Drive (54 Links, 5/8" Pitch) (Sub. One AP6093H, Two P20350H, and Two P20351H) (540 rpm)
	(..... ( 9-16654 )	( — )	Chain, Drive (51 Links, 5/8" Pitch) (Sub. One AP6093H and One P20352H) (1000 rpm)
	(..... ( — )	( — )	Chain, Drive (53 Links, 5/8" Pitch) (Sub. One AP6093H, One P20351H and One P20352H) (540 rpm)
	(..... ( 9-16654 )	( — )	Chain, Drive (50 Links, 5/8" Pitch) (Sub. One AP6093H) (1000 rpm)
	(..... ( — )	( — )	Chain, Drive (55 Links, 5/8" Pitch) (Sub. Three AP6095H and One AP6094H) (540 rpm)

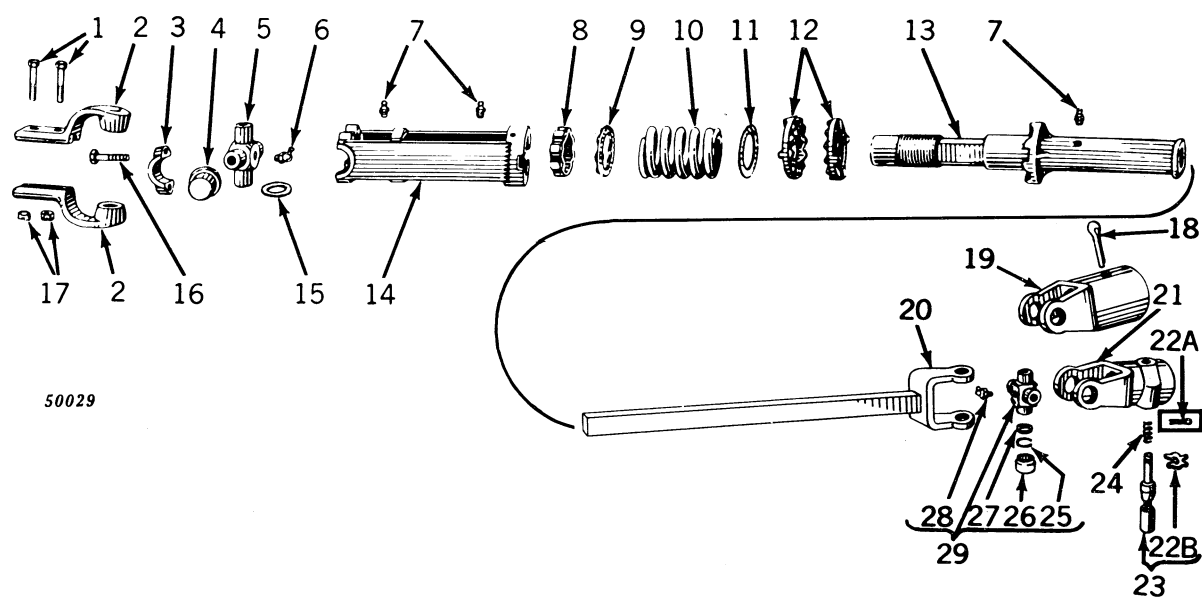
(Parts listed below are not illustrated.)

AP 6093 H	( — )	50 Links, 5/8" Pitch, RC-50 Roller Chain
AP 6094 H	( — )	25 Links, 5/8" Pitch, RC-50 Roller Chain
AP 6095 H	( — )	10 Links, 5/8" Pitch, RC-50 Roller Chain
AP 22459 H	( — )	10-Ft., 5/8" Pitch, RC-50 Roller Chain





**MOWER, POWER—No. 5 CASTER WHEEL—POWERSHAFT, TRACTOR TO MOWER (USED 55-)**

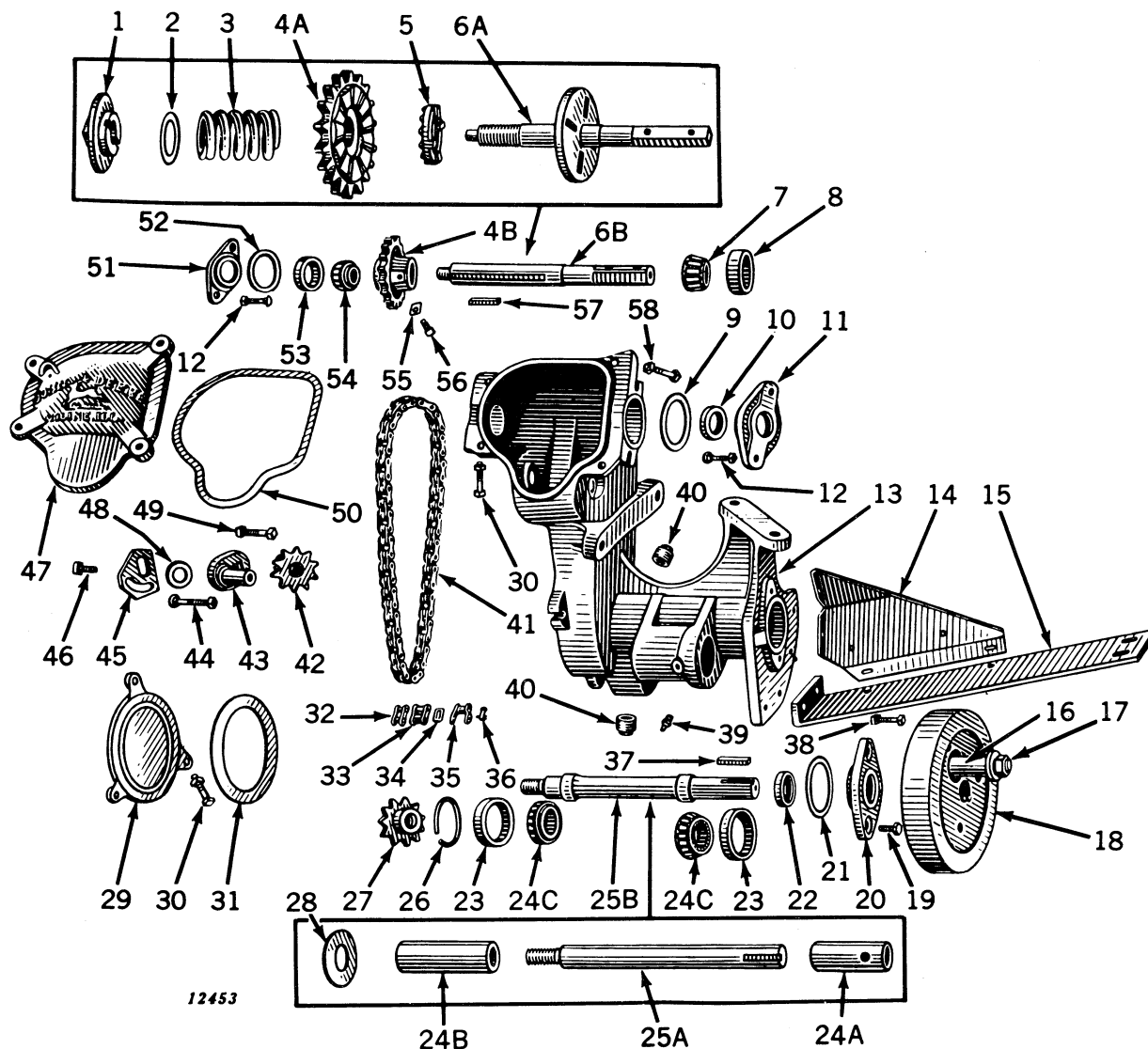


**MOWER, POWER—No. 5 CASTER WHEEL—POWERSHAFT, TRACTOR  
TO MOWER (USED 55-)—Continued**

Key	Part No.	Year	Description
1	Z 8759 H	55-	Cap Screw, Universal Joint to Powershaft, 7/16" x 2-1/4", N.F. Threads, Drilled (2 used)
2	Z 1000 H	55-	Universal Joint on Powershaft (2 used)
3	Z 1054 H	55-	Cap, Slip Clutch Spring Bracket (2 used)
4	Z 7779 H	55-	Bushing, Universal Joint Connection (2 used)
5	B 318 H	55-	Connection, Universal Joint (2 used)
6	JD 7760	55-	Fitting, Grease, 1/8", 67-1/2° (2 used)
7	JD 7759	55-	Fitting, Grease, 1/8" Straight (3 used)
8	Z 991 H	55-	Nut, Slip Clutch Adjusting
9	Z 992 H	55-	Jaw, Slip Clutch Spring Adjusting Nut
10	B 5039 H	55-	Spring, Slip Clutch, 2" x 3-7/8", 6 Coils
11	B 5977 H	55-	Washer, Slip Clutch Spring, 2" x 2-7/8"
12	Z 699 H	55-	Slip Clutch (2 used)
13	Z 1299 H	55-	Sleeve, Slip Clutch Telescoping
14	(AZ 2380 H	55-	Bracket, Slip Clutch (Complete with Caps)
	(Z 989 H	55-	Sub. AZ2380H
	(AZ 3695 H	55-	Bracket, Complete, with Spring, Slip Clutch, Sleeve, and Universal Joint
15	B 5329 H	55-	Washer, Leather (8 used)
16	19H 230 T	55-	Screw, Cap, 3/8" x 1-1/2" (4 used)
17	14H 565 H	55-	Nut, Hex., 7/16", N.F. (2 used)
18	(11H 120 H	55-	Pin, Cotter, 1/4" x 2-1/2" (Used with 1-1/8" Joint)
	(11H 169 R	55-	Pin, Cotter, 3/8" x 3" (Used with 1-3/4" Joint)
19	(Z 9594 H	55-	Joint on Tractor, 1-1/8" (Pin-Type)
	(AZ 3705 H	55-	Joint on Tractor, 1-3/4" (Pin-Type)
20	(AZ 3697 H	55-	Shaft and Yoke Assembly, Length 21-3/8" (Used on John Deere 40S, 40V, 50, 60, 70, 70S, 320S, 420S, 420V, 520, 620, 620S, 720, 720S without 3-Point Hitch, A, AN, AW, B, BN, BW, D, DI, and G; Farmall C, Reg. Converted, 200 and SC without "Fast Hitch," F-20 and F-30 Converted, H Serial No. FBH 118,000 and Up or Below Converted, SH, M, and MD Serial No. 59,956 and Up or Below Converted, M-TA, SM, SMD, SM-TA, 300, and 400 without "Fast Hitch"; Allis-Chalmers B, C, WC, and RC; All Case; Oliver 60 and 70; Massey-Harris 30 and 44 with Old Style Swinging Drawbar; Minneapolis-Moline RTU, RTN, ZTU, ZTN, UTU, and UTN; Cockshutt 40 and 50 Tractors)
	AZ 3699 H	55-	Shaft and Yoke Assembly, Length 25-5/8" (Used on John Deere 40T, 40C, 40U, 40W, 60S, 60O, 320U, 420T, 420C, 420U, 420W without 3-Point Hitch, AO and AR, Serial No. 272670, and Up Equipped with Powr-Trol, BO and BR, Serial No. 333,100 and Up or Below Converted, D, M, MC, and MT; Farmall F-12, F-14, A, SA, B, H, Up to Serial No. FBH118,000 Not Converted, M and MD Up to Serial No. 59,956 Not Converted, Models SC, SM, 200, 300, and 400 with "Fast Hitch," and 100 without "Fast Hitch"; Massey-Harris 22, 30, and 44 with New Style Roller Drawbar, 101 and 102; Allis-Chalmers CA, WD, and WD-45; Cockshutt 30; Fordson Major Diesel Tractors)
	AZ 3701 H	55-	Shaft and Yoke Assembly, Length 42-7/8" (Used on Farmall F-20, F-30, and Reg. Not Converted)
	AZ 3703 H	55-	Shaft and Yoke Assembly, Length 37-1/8" (Used on John Deere 40T, 40S, 40U, 40V, 40W, 50, 60, 60S, 70, 70S, 320S, 320U, 420T, 420S, 420U, 420V, 420W, 520, 620, 620S, 720, and 720S, with 3-Point Hitch, R, AO, and AR Up to Serial No. 272,669, AI, BI, BO, and BR, Serial No. 325,000 to 333,100 Not Converted; Ferguson TE-20, TO-20, TO-30, and TO-35; Ford 8N, NAA, 640, 650, 660, 740, 850, 860, 950, and 960; Ford-Ferguson 2N and 9N; Oliver 55, 66, 77, and 88 Tractors)
21	(Z 9589 H	55-	Joint on Tractor, 1-3/8" (Lock Pin Type) (540 rpm)
	(H 22803 H	55-	Joint on Tractor, 1-3/8" (Lock Pin Type) (1000 rpm)
22A	11H 37 B	55-56	Pin, Cotter, 1/8" x 1/2"
22B	Z 9785 H	56-	Washer, Retaining
23	(AZ 3827 H	55-	Pin, Lock, with Retaining Washer (Sub. for Z9590H) (540 rpm)
	(AH 12250 H	55-	Pin, Lock, with Retaining Washer (1000 rpm)
24	(Z 9591 H	55-	Spring, Lock Pin (540 rpm)
	(H 22802 H	55-	Spring, Lock Pin (1000 rpm)
25	E 4298 E	55-	Ring, Snap (4 used)
26	E 4296 E	55-	Bearing (4 used)
27	E 4297 E	55-	Washer, Grease, Cork (4 used)
28	JD 7760	55-	Fitting, Grease, 1/8", 67-1/2°
29	AE 793 E	55-	Connection, Complete, with Bearings and Snap Rings



**MOWER, POWER—No. 5 CASTER WHEEL—HOUSING FOR PITMAN AND  
MAIN DRIVE SHAFT (USED 37-)**



Key	Part No.	Year	Description
1	Z 888 H	37-38	Nut, Slip Clutch Adjusting
2	B 5977 H	37-38	Washer, Slip Clutch Spring, 2" x 2-7/8"
3	Z 6552 H	37-38	Spring, Slip Clutch, 2-1/16" x 2-3/4" Long, 4 Coils
4A	J 6933 H	37-38	Sprocket, Slip Clutch Drive 18 Teeth
4B	(Z 988 H H 10201 H)	38- 37-	Sprocket, Drive, 18 Teeth (540 rpm) Sprocket, Drive, 14 Teeth (1000 rpm)
5	Z 699 H	37-38	Clutch, Slip
6A	AZ 2303 H	37-38	Shaft, Drive
6B	Z 7778 H	38-	
7	JD 7241 H	37-	Bearing, Roller
8	JD 7291 H	37-	Cup, Bearing
9	(Z 6559 H Z 8020 H 24H 32 H)	37- 37-50 37-	Shim, .010" Shim, .005" Shim, .030"
10	Z 6572 H	37-	Seal, Oil
11	Z 975 H	37-	Cap, Front
12		37-	Bolt, Cge., 7/16" x 1-3/4", with Nut (4 used)
13	(AZ 2504 H Z 1038 H)	37-39 39-	Housing, with Crankshaft and Bearings (Sub. for AZ2317H or AZ2351H) Housing
14	Z 9016 H	37-	Shield, Crank Wheel (Sub. for Z7704H)

**MOWER, POWER—No. 5 CASTER WHEEL—HOUSING FOR PITMAN AND MAIN  
DRIVE SHAFT (USED 37-)—Continued**

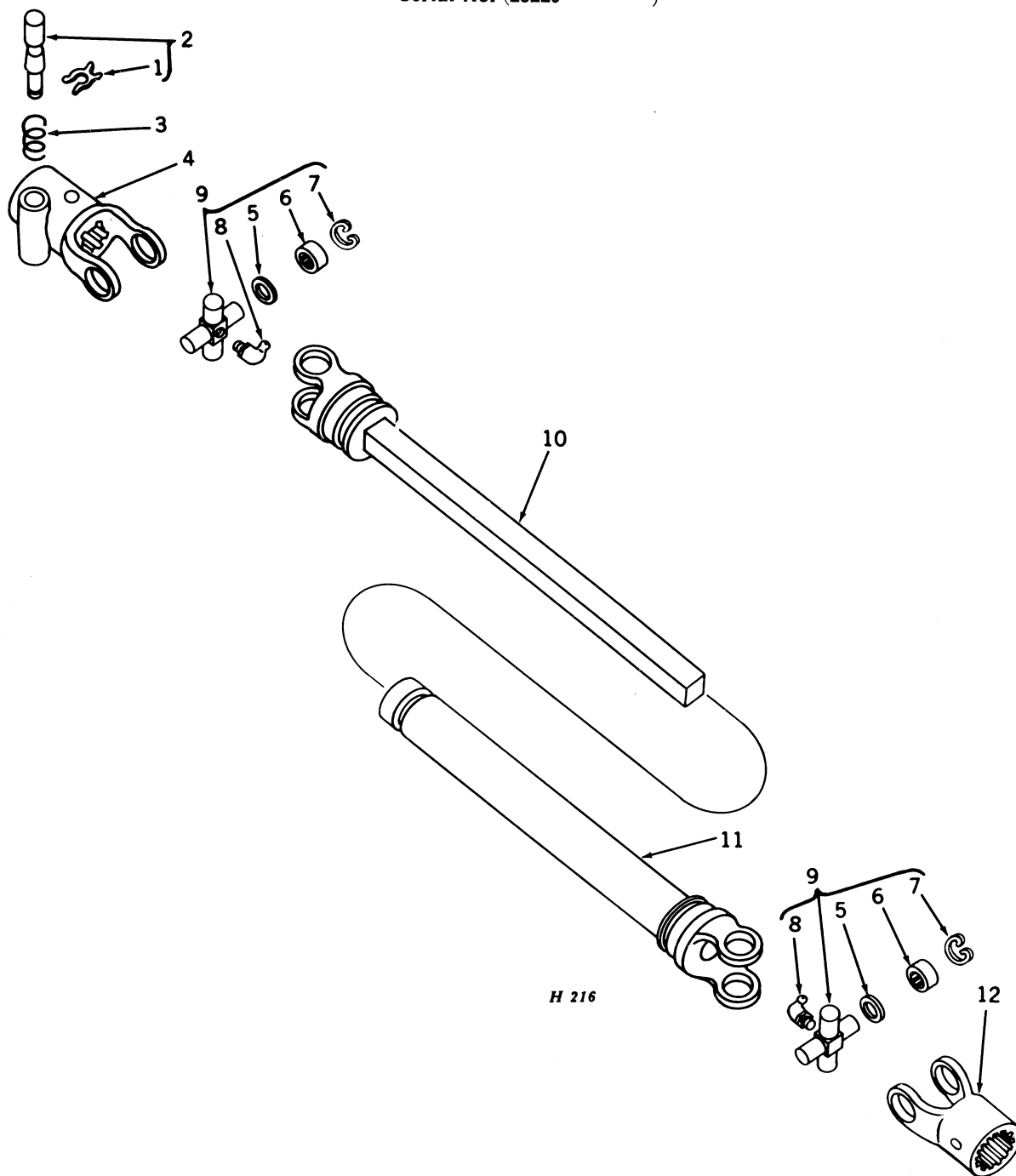
Key	Part No.	Year	Description
15	Z 7703 H	37-	Guard Under Crank Wheel
16	Z 6722 H	37-	Wrist Pin, with Nut, 2-1/8"
	(AZ 2998 H	45-46	Wrist Pin, with Nut, 1-1/2" (Needle Bearing Pitman)
17	Z 752 H	37-	Nut, Wrist Pin
	14H 743 H	45-46	Nut, Hex., 3/4" (Needle Bearing Pitman)
18	(AZ 2082 H	37-	Wheel, Crank, Complete, with Wrist Pin and Nut
	Z 891 H	37-	Order AZ2082H
	AZ 3008 H	45-46	Flywheel, Complete, with Wrist Pin and Nut (Needle Bearing Pitman)
	Z 1178 H	45-46	Order AZ3008H (Needle Bearing Pitman)
19	AP 17989 H	37-	Cap Screw, Housing Cap, 3/8" x 1-1/4" (2 used)
20	Z 1045 H	39-	Cap, Housing
21	J 6382 H	39-	Shim, .010"
	J 10537 H	39-50	Shim, .005"
	24H 970 H	39-	Shim, .030" (Sub. for J10538H)
	24H 971 H	39-	Shim, .048" (Sub. for J10539H)
22	Z 6573 H	37-	Seal, Oil
23	JD 7409 H	39-	Cup, Bearing (2 used)
24A	Z 999 H	37-39	Bushing, Front
24B	Z 934 H	37-39	Bushing, Rear
24C	JD 7243 T	39-	Bearing, Roller (2 used)
25A	Z 7681 H	37-39	Crankshaft
25B	Z 8763 H	39-	Crankshaft (Sub. for Z7992H)
26	S 8326 H	39-	Snap Ring
27	Z 987 H	37-	Sprocket, Driven, Crankshaft, 12 Teeth (Regular 37-40, Special to Slow Down Sickle 40- )
	Z 1062 H	37-	Sprocket, Driven, Crankshaft, 11 Teeth (Special to Speed Up Sickle 37-40, Regular 40- )
			(540 rpm)
	H 10203 H	37-	Sprocket, Driven, Crankshaft, 16 Teeth (1000 rpm)
	Z 1063 H	37-	Sprocket, Driven, Crankshaft, 10 Teeth (Special to Speed Up Sickle) (540 rpm)
	H 10202 H	37-	Sprocket, Driven, Crankshaft, 15 Teeth (Special to Speed Up Sickle) (1000 rpm)
28	Z 7355 H	37-39	Washer, Crankshaft Thrust, 1" x 2-5/16"
29	Z 1052 H	37-	Cover, Lower
30	7H 385 R	37-	Bolt, Mach., 3/8" x 2", with Nut (5 used)
31	Z 7244 H	37-	Gasket, Lower Cover (2 used)
32	B 5234 H	37-	Link, Chain, 3/4" Pitch
33	B 5235 H	37-	Link, Connection, 3/4" Pitch
34	P 24350 H	37-	Spring, Washer, 3/4" Roller Chain
35	B 5321 H	37-	Link, End, 3/4" Pitch
36	P 29360 H	37-	Pin, 3/4" Roller Chain
37	(HZ 5883 H	37-56	Key, Crank Wheel, 5/16" x 5/16" x 1-3/4"
	Z 7159 H	56-	Key, Crank Wheel, 5/16" x 1-3/8"
38	.....	37-	Bolt, Mach., with Nut, Housing to Guard, 7/16" x 1-1/2" (2 used)
39	JD 7759	37-	Fitting, Grease, 1/8", Straight
40	15H 238 R	37-	Plug, Pipe, Housing, 3/4" (2 used)
41	Z 7711 H	37-	Drive Chain, 49 Links, 3/4" Pitch (Order One AB1289H, Two AB1290H, Two B5234H, and Two B5235H)
42	Z 889 H	37-	Sprocket, Tightener, 10 Teeth
43	Z 968 H	37-	Stud, Tightener Sprocket
44	.....	37-	Bolt, Carriage, with Nut, Stud to Sprocket, 3/8" x 2-3/4"
45	Z 7190 H	37-	Plate, Chain Tightener
46	8H 2354 H	37-	Bolt, Mach., 7/16" x 1"
47	Z 1051 H	37-	Cover, Upper (Sub. for Z974H)
48	B 6951 H	37-	Washer, Tightener Sprocket (Felt)
49	.....	37-	Bolt, Mach., with Nut, Stud to Housing, 1/2" x 2-1/4"
50	Z 7710 H	37-	Gasket, Upper Cover (2 used)
51	Z 976 H	37-	Cap, Rear
52	(E 2627 H	37-	Shim, .010"
	E 3371 H	37-50	Shim, .005"
	24H 880 H	37-	Shim, .030" (Sub. for Z7716H)
53	JD 7257 H	37-	Cup, Bearing
54	JD 7358 R	37-	Bearing, Roller
55	B 6423 H	38-	Lock, Set Screw
56	22H 75 H	38-	Set Screw, 3/8" x 3/4"
57	B 6764 H	38-	Key, Drive Sprocket, 5/16" x 5/16" x 2"
58	.....	37-	Bolt, Mach., with Nut, Front End of Upper Cover, 3/8" x 2-1/4" (2 used)

(Parts listed below are not illustrated.)

AB 1289 H	37-	25 Links, No. 60W, 3/4" Pitch Steel Roller Chain
AB 1290 H	37-	10 Links, No. 60W, 3/4" Pitch Steel Roller Chain
AP 22460 H	37-	10-Ft., No. 60W, 3/4" Pitch Steel Roller Chain



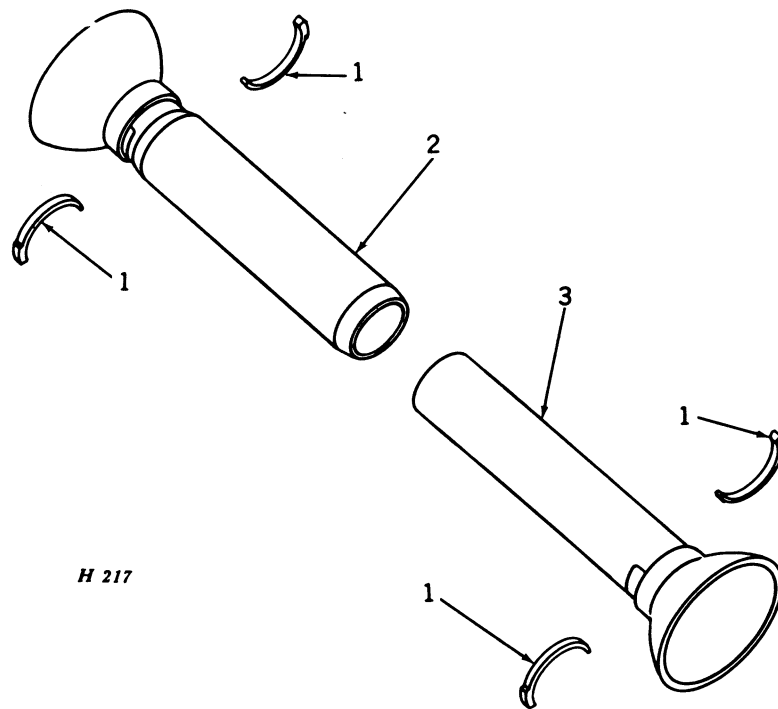
CONDITIONER, HAY—POWERSHAFT, TRACTOR TO CONDITIONER (1000 RPM)  
Serial No. (18119— )



Key	Part No.	Serial No.	Description
1	Z 9785 H	( 18119— )	Washer, Retaining
2	AH 12250 H	( 18119— )	Pin, Lock, with Retaining Washer
3	H 22802 H	( 18119— )	Spring, Lock Pin
4	H 22800 H	( 18119— )	Joint on Tractor, 1-3/8" (Lock Pin Type)
5	BP 13668 E	( 18119— )	Washer, Cork (8 used)
6	BP 13667 E	( 18119— )	Bearing (8 used)
7	BP 13669 E	( 18119— )	Ring, Snap (8 used)
8	JD 7760	( 18119— )	Fitting, Grease, 1/8", 67-1/2° (2 used)
9	AM 2871 E	( 18119— )	Connection, Complete, with Bearings and Snap Rings (2 used)
10	AH 11644 H	( 18119— )	Shaft and Yoke Assembly, Length 19-5/8"
11	AH 12535 H	( 18119— )	Tube and Yoke Assembly, Length 17-7/8"
12	H 22040 H	( 18119— )	Joint on Conditioner

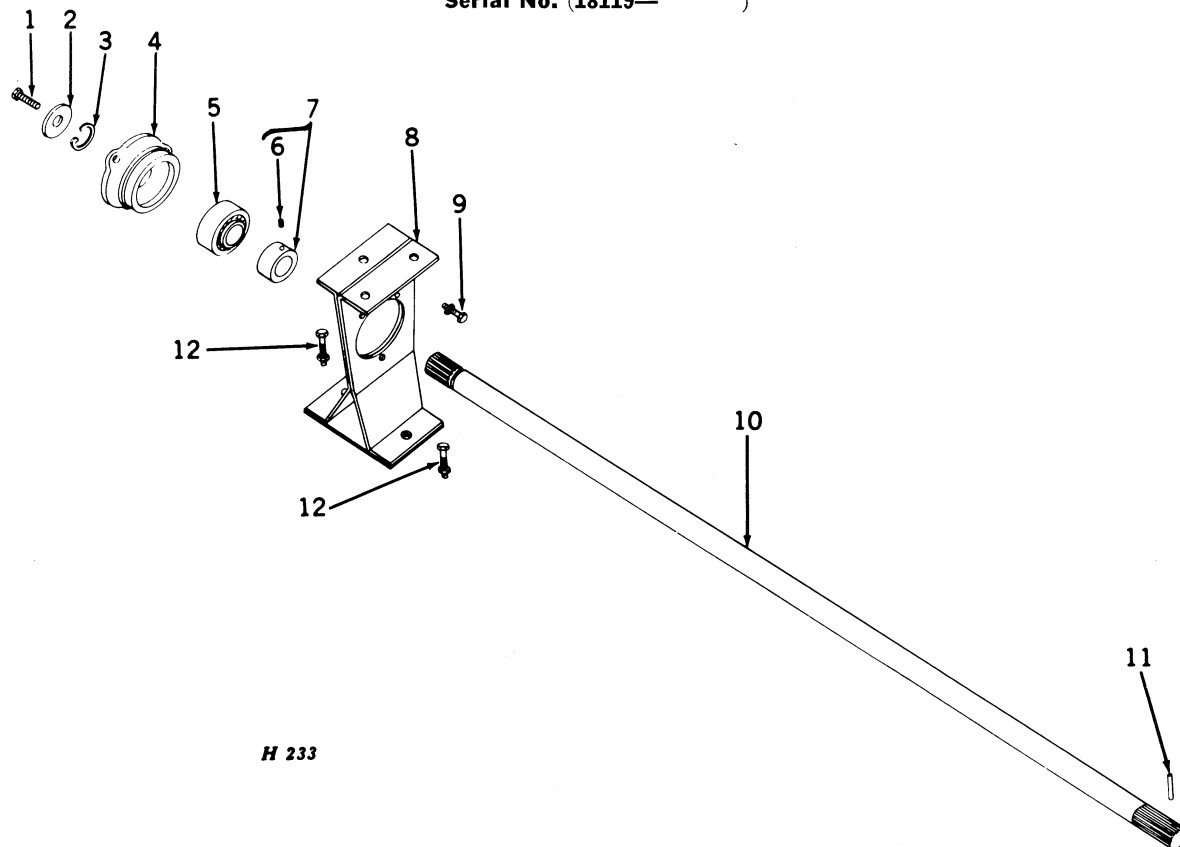


CONDITIONER, HAY—POWERSHAFT SHIELD, TRACTOR TO CONDITIONER (1000 RPM)  
Serial No. (18119—)



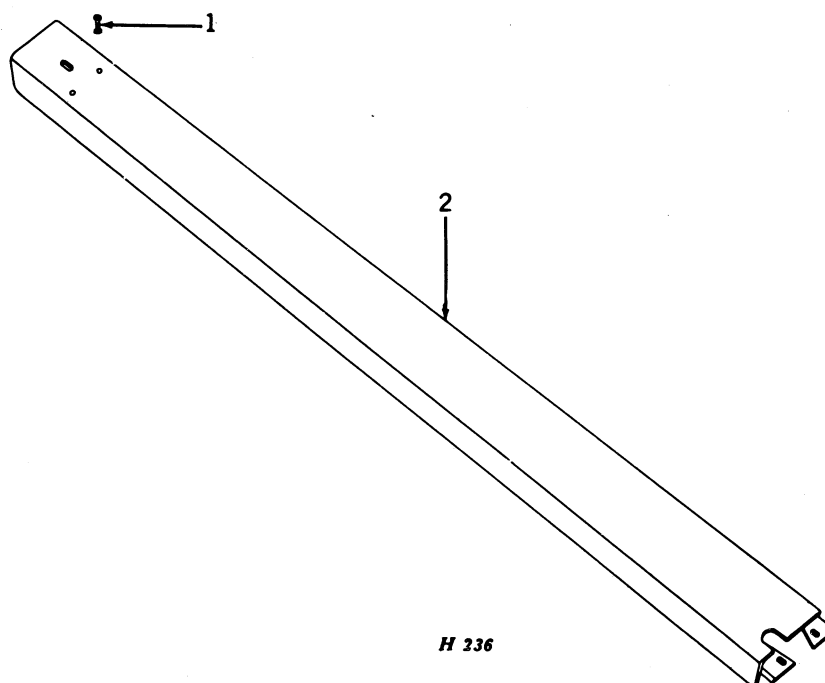
Key	Part No.	Serial No.	Description
1	H 22039 H	( 18119— )	Bearing, Half (4 used)
2	AH 11640 H	( 18119— )	Shield, Front, Length 18-1/8"
3	AH 11641 H	( 18119— )	Shield, Rear, Length, 17-1/2"

**CONDITIONER, HAY—POWERSHAFT (1000 RPM)**  
 Serial No. (18119— )



H 233

Key	Part No.	Serial No.	Description
1	P 46327 H	( 18119— )	Screw, Cap, 7/16" x 7/8", Drilled Head
2	24H 836 H	( 18119— )	Washer, 15/32" x 1-1/2"
3	P 46382 H	( 18119— )	Ring, Snap
4	H 10193 H	( 18119— )	Housing, Bearing
5	JD 8552 H	( 18119— )	Bearing, Ball
6	(22H 586 C 31H 3 F)	( 18119— )	Screw, Set, Hex. Socket, 3/8" x 3/8"
7	JD 8551 H	( 18119— )	Wrench, Set Screw, 3/16"
8	AH 11636 H	( 18119— )	Collar, Locking, with Set Screw
9	(7H 344 E 14H 255 R)	( 18119— )	Support, Front
10	H 22031 H	( 18119— )	Bolt, Mach., 3/8" x 1-1/2" (3 used)
11	34H 107 H	( 18119— )	Nut, Hex., 3/8" (3 used)
12	(7H 1291 H 14H 257 R)	( 18119— )	Shaft
			Pin, Roll, 1/4" x 1-3/4"
			Bolt, Mach., 7/16" x 4" (2 used)
			Nut, Hex., 7/16" (2 used)

**CONDITIONER, HAY—POWERSHAFT SHIELDS (1000 RPM)**  
Serial No. (18119— )

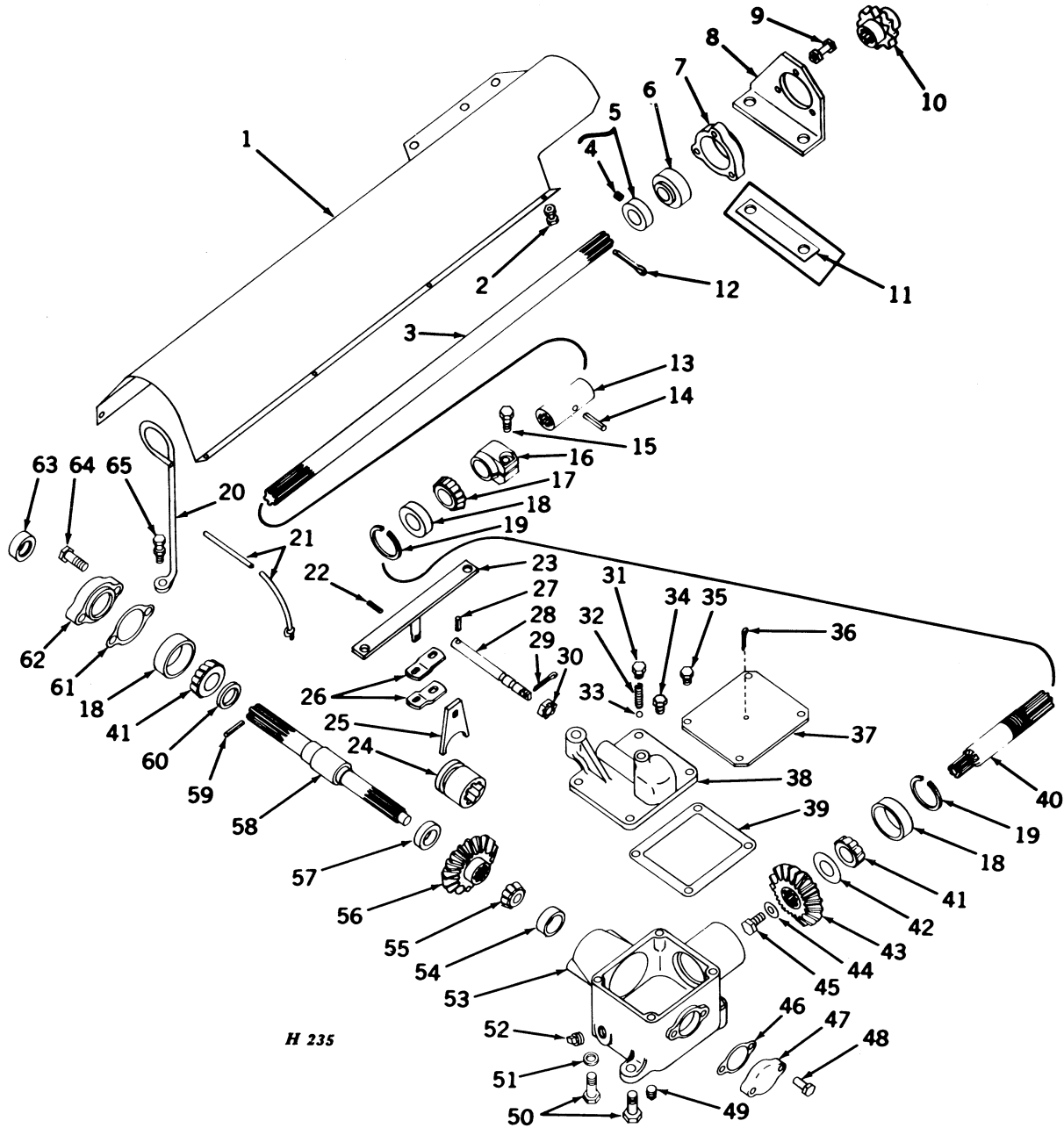
Key	Part No.	Serial No.	Description
1	(7H 1144 N	( 18119—	) Bolt, Mach., 5/16" x 5/8" (2 used)
	14H 253 R	( 18119—	) Nut, Hex., 5/16" (2 used)
2	AH 11637 H	( 18119—	) Shield



## 1000 RPM POWER TAKE-OFF PARTS INFORMATION

## CONDITIONER, HAY—GEAR HOUSING, DRIVE SHAFT ON CONDITIONER, AND SHIELD

540 RPM, Serial No. (14001—  
 1000 RPM, Serial No. (18119—  
 Special, 1000 RPM, Serial No. ( —18118)



H 235

Key	Part No.	Serial No.	Description
1	H 22679 H	( 14001— )	Shield, Drive Shaft
2	(7H 1144 N	( 14001— )	Bolt, Mach., 5/16" x 5/8" (4 used)
	(14H 253 R	( 14001— )	Nut, Hex., 5/16" (4 used)
3	H 22439 H	( 14001— )	Shaft, Drive
4	(22H 586 C	( 14001— )	Screw, Set, Hex. Socket, 3/8" x 3/8"
	(31H 3 F	( 14001— )	Wrench, Set Screw, 3/16"
5	JD 8551 H	( 14001— )	Collar, Locking, with Set Screw
6	JD 8552 H	( 14001— )	Bearing, Ball
7	H 10193 H	( 14001— )	Housing, Bearing
8	H 22680 H	( 14001— )	Support
9	(7H 344 E	( 14001— )	Bolt, Mach., 3/8" x 1-1/4" (3 used)
	(14H 255 R	( 14001— )	Nut, Hex., 3/8" (3 used)
10	(H 22440 H	( 14001— )	Sprocket, Drive, 12 Teeth
	(H 22753 H	( 14001— )	Sprocket, Drive, 15 Teeth (Special to Speed Up Front Roll)
11	H 23976 H	( —18118 )	Shim (Used on Conditioners Converted to 1000 rpm and Using Old Style Rear Deflector Shield)



# 1000 RPM POWER TAKE-OFF PARTS INFORMATION

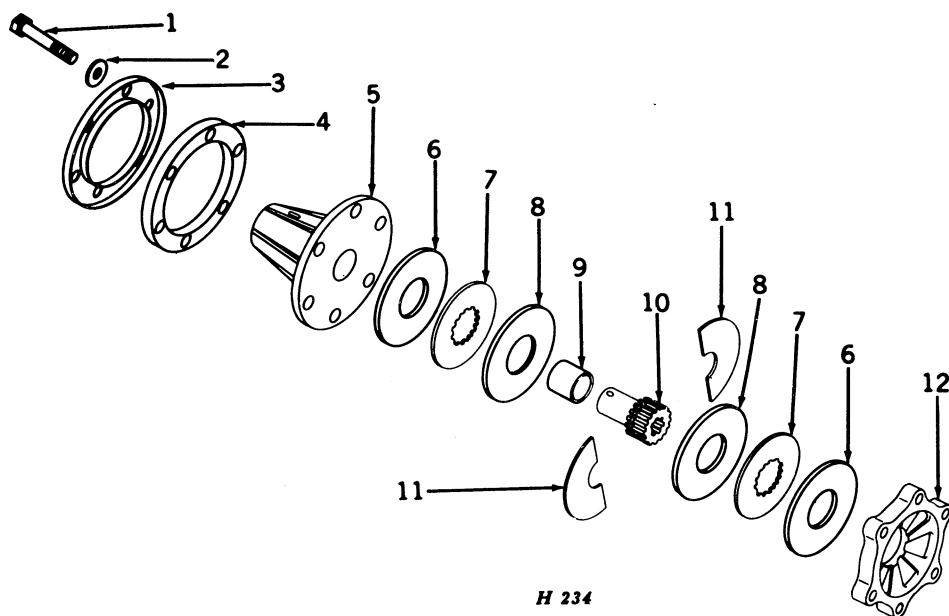
30-21

## CONDITIONER, HAY—GEAR HOUSING, DRIVE SHAFT ON CONDITIONER, AND SHIELD—Continued

540 RPM, Serial No. (14001— )				
1000 RPM, Serial No. (18119— )				
Special, 1000 RPM, Serial No. ( —18118)				
Key	Part No.	Serial No.	Description	
12	11H 117 R	( 14001— )	Pin, Cotter, 1/4" x 2"	
13	H 22438 H	( 14001— )	Coupling	
14	34H 105 H	( 14001— )	Pin, Roll, 1/4" x 1-1/2"	
15	T 10217 T	( 14001— )	Screw, Cap, Special, 3/8" x 1-1/4"	
16	H 10230 H	( 14001— )	Nut, Adjusting	
17	JD 8903 H	( 14001— )	Bearing, Roller, with Seal	
18	JD 8225 A	( 14001— )	Cup, Bearing (3 used)	
19	Z 9902 H	( 14001— )	Ring, Snap (2 used)	
20	H 22648 H	( 14001— )	Guide, Rope (Used with Throw-Out Clutch When Conditioner is Trailed Behind a No. 8 or No. 9 Mower)	
21	( H 22048 H	( 14001— )	Rope, Pull, 10-Ft. Long (Used with Throw-Out Clutch) (2 used)	
	( H 22649 H	( 14001— )	Rope, Pull, 18-Ft. Long (Used with Throw-Out Clutch When Conditioner is Trailed Behind a No. 8 or No. 9 Mower) (2 used)	
22	34H 77 T	( 14001— )	Pin, Roll, 3/16" x 1" (Used with Throw-Out Clutch)	
23	AH 11645 H	( 14001— )	Lever, Shifter (Used with Throw-Out Clutch)	
24	H 22042 H	( 14001— )	Clutch (Used with Throw-Out Clutch)	
25	H 22044 H	( 14001— )	Fork, Shifter, Front (Used with Throw-Out Clutch)	
26	H 22047 H	( 14001— )	Strap, Shifter (Used with Throw-Out Clutch) (2 used)	
27	34H 101 H	( 14001— )	Pin, Roll, 1/4" x 1" (Used with Throw-Out Clutch)	
28	H 22043 H	( 14001— )	Rail, Shifter (Used with Throw-Out Clutch)	
29	11H 45 R	( 14001— )	Pin, Cotter, 1/8" x 1-1/2" (Used with Throw-Out Clutch)	
30	14H 525 H	( 14001— )	Nut, Hex., Slotted, 9/16" (Used with Throw-Out Clutch)	
31	L 4020 T	( 14001— )	Plug, Detent Spring (Used with Throw-Out Clutch)	
32	L 468 T	( 14001— )	Spring, Detent (Used with Throw-Out Clutch)	
33	L 467 T	( 14001— )	Ball, Detent (Used with Throw-Out Clutch)	
34	(7H 324 H	( 14001— )	Bolt, Mach., 3/8" x 1" (Used with Throw-Out Clutch) (2 used)	
	(7H 344 E	( 14001— )	Bolt, Mach., 3/8" x 1-1/4" (Used with Throw-Out Clutch) (2 used)	
35	19H 207 T	( 14001— )	Screw, Cap, 3/8" x 7/8" (Not used with Throw-Out Clutch) (4 used)	
36	11H 41 R	( 14001— )	Pin, Cotter, 1/8" x 1" (Not used with Throw-Out Clutch)	
37	Z 9660 H	( 14001— )	Cover (Not used with Throw-Out Clutch)	
38	H 10194 H	( 14001— )	Cover (Used with Throw-Out Clutch)	
39	Z 9661 H	( 14001— )	Gasket	
40	H 22437 H	( 14001— )	Shaft, Driven	
41	JD 8187 A	( 14001— )	Bearing, Roller (2 used)	
42	( P 10940 H	( 14001— )	Shim, .005"	
	( P 10941 H	( 14001— )	Shim, .010"	
43	( P 27296 H	( 14001— )	Pinion, Main Drive (540 rpm)	
	( H 22028 H	( 18119— )	Pinion, Main Drive (1000 rpm)	
44	P 35601 H	( 14001— )	Washer, 15/32" x 1-3/16"	
45	P 35548 H	( 14001— )	Screw, Cap, 7/16" x 1"	
46	( H 22021 H	( 14001— )	Shim, .005" (Blue)	
	( H 22022 H	( 14001— )	Shim, .010" (Brown)	
	( H 22023 H	( 14001— )	Shim, .030" (Coral)	
47	H 10191 H	( 14001— )	Cap, Rear	
48	7H 1083 N	( 14001— )	Bolt, Mach., 7/16" x 1" (2 used)	
49	15H 237 R	( 14001— )	Plug, Pipe, 1/2"	
50	7H 753 H	( 14001— )	Bolt, Mach., 1/2" x 1-1/2" (3 used)	
51	.....	( 18119— )	Washer, Shim, 9/16" x 1-1/4", .030" Thick (1000 rpm) (Used as Required On Front Bolt, Gear Case to Frame)	
52	15H 238 R	( 14001— )	Plug, Pipe, 3/4"	
53	H 10189 H	( 14001— )	Housing, Gear	
54	JD 8244 H	( 14001— )	Cup, Bearing	
55	JD 8914 H	( 14001— )	Bearing, Roller	
56	( P 31543 H	( 14001— )	Gear, Main Drive (Used with Throw-Out Clutch) (540 rpm)	
	( H 22050 H	( 18119— )	Gear, Main Drive (Used with Throw-Out Clutch) (1000 rpm)	
	( P 34780 H	( 14001— )	Gear, Main Drive (Not used with Throw-Out Clutch) (540 rpm)	
	( H 22052 H	( 18119— )	Gear, Main Drive (Not used with Throw-Out Clutch) (1000 rpm)	
57	( H 22051 H	( 14001— )	Spacer, 1-1/8" I.D. x 1-3/4" O.D., 3/8" Long (Used with Throw-Out Clutch) (2 used, 540 rpm; 1 used, 1000 rpm)	
	( Z 9651 H	( 14001— )	Spacer, 1-1/4" I.D. x 1-1/2" O.D., 1" Long (Not used with Throw-Out Clutch) (540 rpm)	
	( H 22054 H	( 18119— )	Spacer, 1-1/4" I.D. x 1-1/2" O.D., 5/8" Long (Not used with Throw-Out Clutch) (1000 rpm)	
58	( H 22041 H	( 14001— )	Shaft, Drive (Used with Throw-Out Clutch)	
	( H 22053 H	( 14001— )	Shaft, Drive (Not used with Throw-Out Clutch)	
59	34H 104 H	( 14001— )	Pin, Roll, 1/4" x 1-3/8" (540 rpm and 1000 rpm)	
60	H 22015 H	( 14001— )	Washer, Back-Up	
61	( H 22018 H	( 14001— )	Shim, .005" (Blue)	
	( H 22019 H	( 14001— )	Shim, .010" (Brown)	
	( H 22020 H	( 14001— )	Shim, .030" (Coral)	
62	H 10190 H	( 14001— )	Cap, Front	
63	Z 6572 H	( 14001— )	Seal, Oil	
64	7H 1159 N	( 14001— )	Bolt, Mach., 7/16" x 1-1/2" (2 used)	
65	(7H 1146 N	( 14001— )	Bolt, Mach., 5/16" x 1-3/4"	
	(14H 253 R	( 14001— )	Nut, Hex., 5/16"	



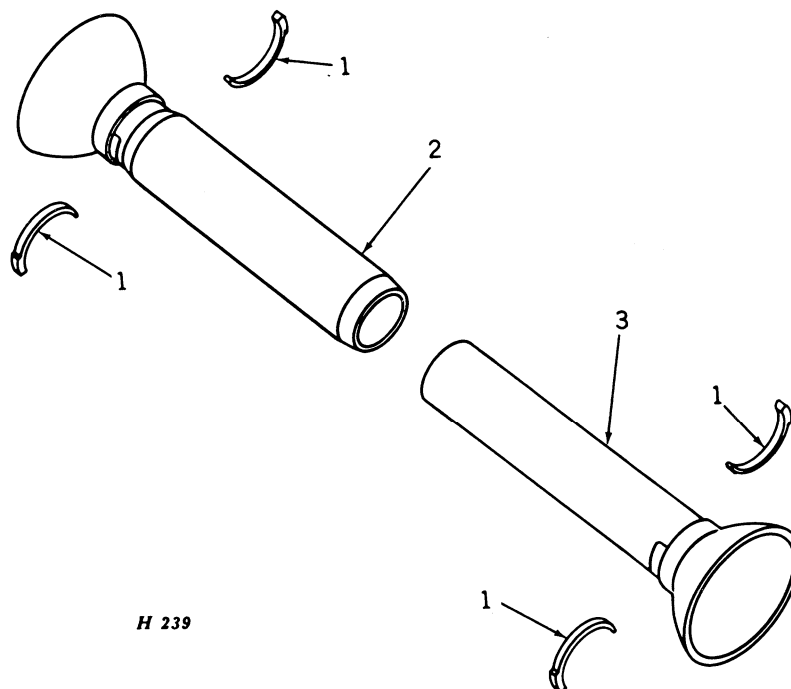
**CONDITIONER, HAY—SAFETY CLUTCH (1000 RPM)**  
 Serial No. (18119— )



**H 234**

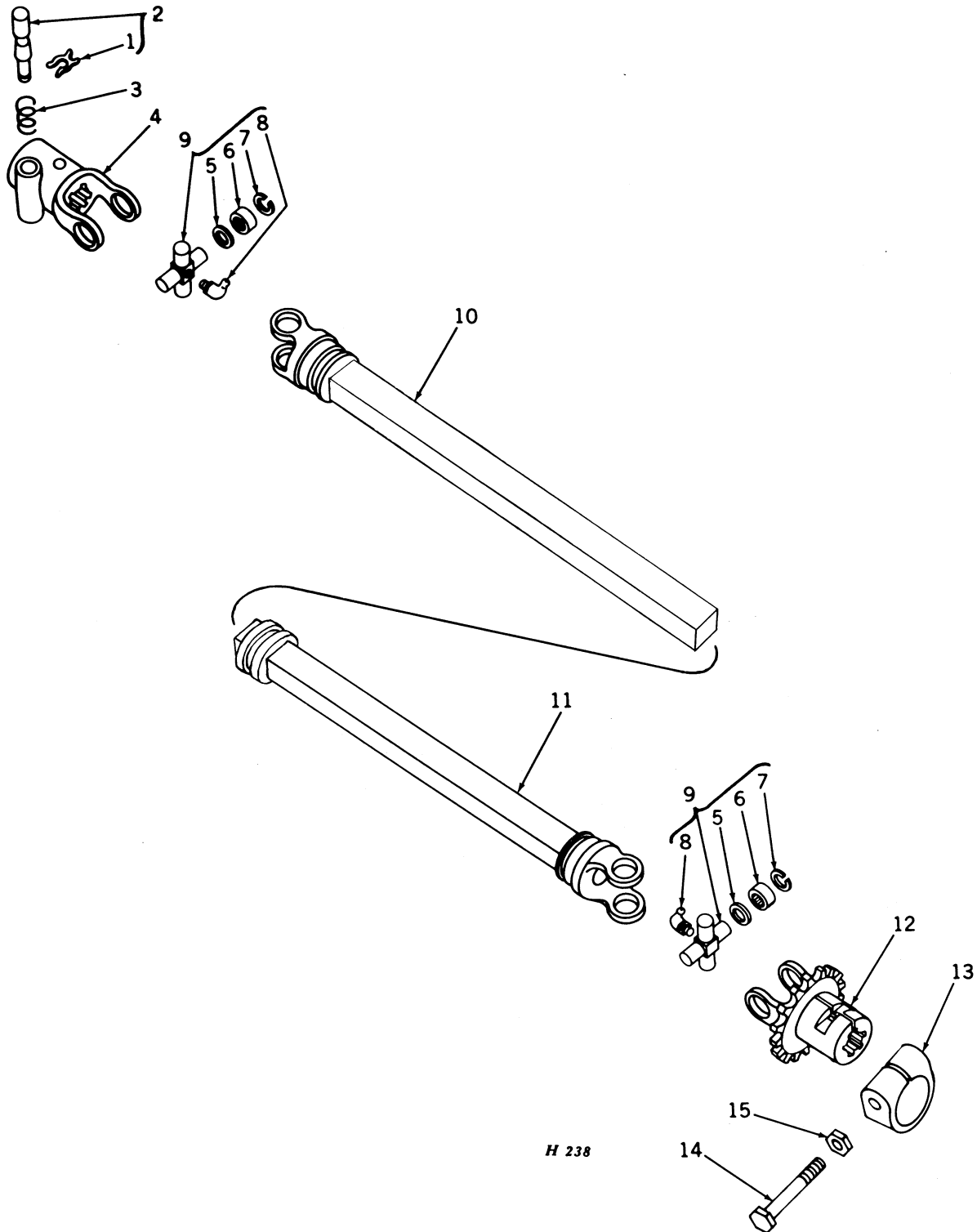
Key	Part No.	Serial No.	Description
1	H 22030 H	( 18119— )	Screw, Cap, Drilled, 1/2" x 2-1/2" (6 used)
2	P 42453 H	( 18119— )	Washer, 17/32" x 1-3/8" (6 used)
3	Z 9714 H	( 18119— )	Retainer, Rubber Compression Ring
4	Z 9713 H	( 18119— )	Ring, Rubber Compression
5	H 10192 H	( 18119— )	Hub, Slip Clutch Drive
6	Z 9707 H	( 18119— )	Facing, Safety Clutch (2 used)
7	P 50239 H	( 18119— )	Disk, Driven (2 used)
8	H 22801 H	( 18119— )	Spacer (2 used)
9	Z 9712 H	( 18119— )	Bearing
10	P 50238 H	( 18119— )	Hub, Slip Clutch Driven
11	P 50070 H	( 18119— )	Disk, Locking Half (2 used)
12	PK 2040 H	( 18119— )	Plate, Rear Pressure

**CONDITIONER, HAY—HOOK-UP ATTACHMENT FOR HAY CONDITIONER WITH No. 8 POWER MOWER  
POWERSHAFT SHIELDS (TRACTOR TO MOWER) (1000 RPM)  
Serial No. (18119— )**



Key	Part No.	Serial No.	Description
1	H 22039 H	( 18119— )	Bearing, Half (4 used)
2	AH 12479 H	( 18119— )	Shield, Front, Length 11-7/8" Used on John Deere Tractors: 50, 60, 60S Serial No. 6043000 and Up, } With Long 70, 70S, 520, 530, 620, 630, 620S, 630S, } Extension 720, 730, 720S, and 730S } Drawbar 70S, 720S, and 730S] with Heavy-Duty Drawbar
	AH 12480 H	( 18119— )	Shield, Front, Length 14-1/4" Used on John Deere Tractors: 40T, 40U, 40W, 60S Up to Serial No. 6043000, 320U, 330U, 420T, 430T
3	AH 12483 H	( 18119— )	Shield, Rear, Length 11-3/8" Used on John Deere Tractors: 50, 60, 60S Serial No. 6043000 and Up, } With Long 70, 70S, 520, 530, 620, 630, 620S, 630S, } Extension 720, 730, 720S, and 730S } Drawbar 70S, 720S, and 730S] with Heavy-Duty Drawbar
	AH 12484 H	( 18119— )	Shield, Rear, Length 13-3/4" Used on John Deere Tractors: 40T, 40U, 40W, 60S Up to Serial No. 6043000, 320U, 330U, 420T, 430T, 420U, 430U, 420W, and 430W

CONDITIONER, HAY—HOOK-UP ATTACHMENT FOR HAY CONDITIONER WITH No. 8 POWER MOWER  
POWERSHAFT, TRACTOR TO MOWER (1000 RPM)  
Serial No. (18119— )



# 1000 RPM POWER TAKE-OFF PARTS INFORMATION

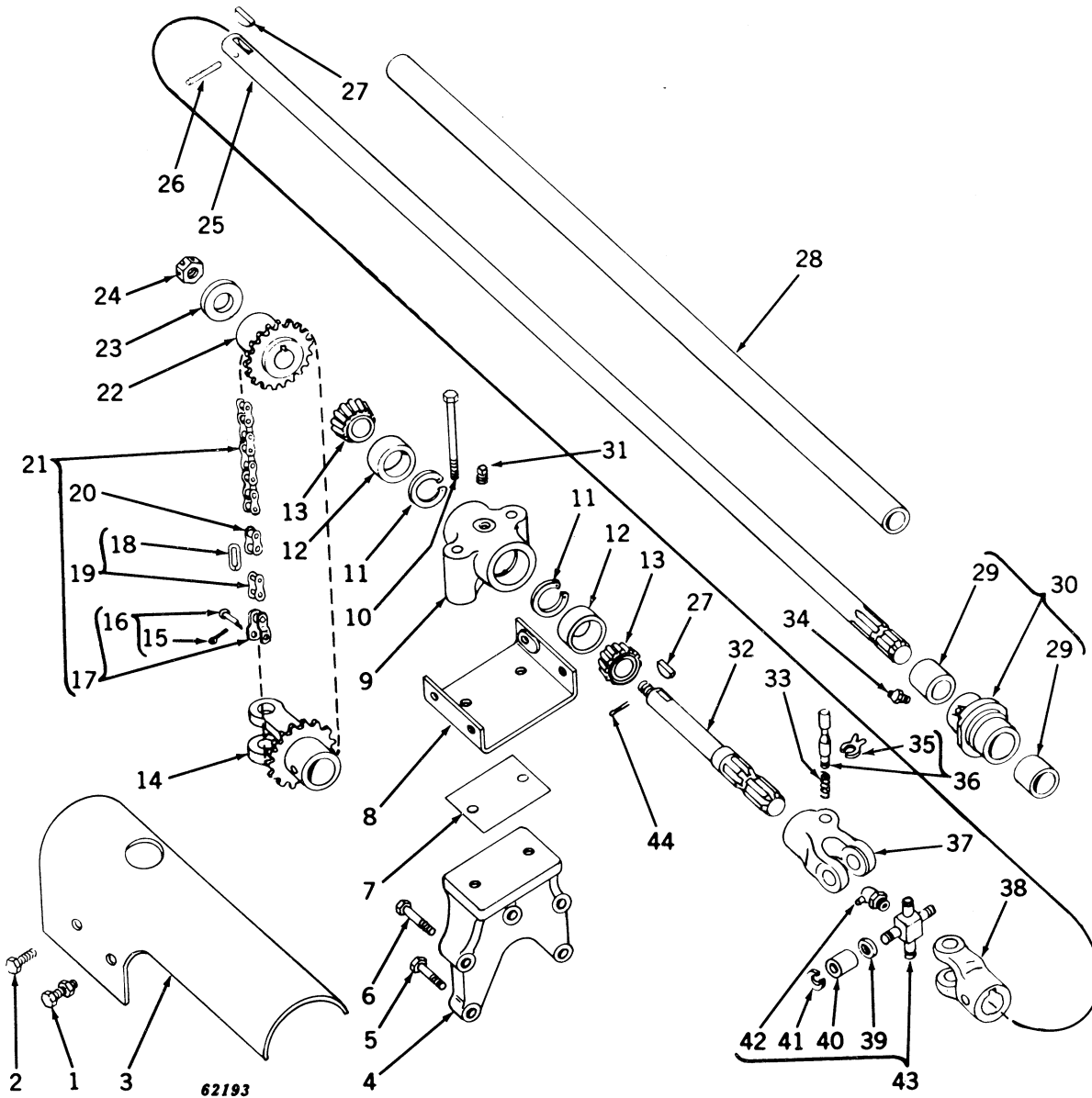
30-25

## CONDITIONER, HAY—HOOK-UP ATTACHMENT FOR HAY CONDITIONER WITH No. 8 POWER MOWER POWERSHAFT, TRACTOR TO MOWER (1000 RPM)—Continued Serial No. (18119—)

Key	Part No.	Serial No.	Description
1	Z 9785 H	( 18119—	) Washer, Retaining
2	AH 12250 H	( 18119—	) Pin, Lock, with Retaining Washer
3	H 22802 H	( 18119—	) Spring, Lock Pin
4	H 22800 H	( 18119—	) Joint on Tractor, 1-3/8" (Lock Pin Type)
5	BP 13668 E	( 18119—	) Washer, Cork (8 used)
6	BP 13667 E	( 18119—	) Bearing (8 used)
7	BP 13669 E	( 18119—	) Ring, Snap (8 used)
8	JD 7760	( 18119—	) Fitting, Grease, 1/8", 67-1/2° (2 used)
9	AM 2871 E	( 18119—	) Connection, Complete, with Bearings and Snap Rings (2 used)
10	AH 12487 H	( 18119—	) Shaft and Yoke Assembly, Length 13-5/16" Used on John Deere Tractors: 50, 60, 60S Serial No. 6043000 and Up, } With Long 70, 70S, 520, 530, 620, 630, 620S, 630S, } Extension 720, 730, 720S, and 730S } Drawbar 70S, 720S, and 730S } With Heavy-Duty Drawbar 40S, 320S, 330S, 420S, and 430S
	AH 12488 H	( 18119—	) Shaft and Yoke Assembly, Length 15-11/16" Used on John Deere Tractors: 40T, 40U, 40W, 60S Up to Serial No. 6043000, 320U, 330U, 420T, 430T, 420U, 430U, 420W, and 430W
11	AH 12491 H	( 18119—	) Tube and Yoke Assembly, Length 11-5/8" Used on John Deere Tractors: 50, 60, 60S Serial No. 6043000 and Up, } With Long 70, 70S, 520, 530, 620, 630, 620S, 630S, } Extension 720, 730, 720S, and 730S } Drawbar 70S, 720S, and 730S } With Heavy-Duty Drawbar 40S, 320S, 330S, 420S, and 430S
	AH 12492 H	( 18119—	) Tube and Yoke Assembly, Length 14" Used on John Deere Tractors: 40T, 40U, 40W, 60S Up to Serial No. 6043000, 320U, 330U, 420T, 430T, 420U, 430U, 420W, and 430W
12	AH 11756 H	( 18119—	) Joint on Mower, with 17-Tooth Sprocket (Splined)
	AH 12658 H	( 18119—	) Joint on Mower, with 13-Tooth Sprocket (Splined) (Used when Trailing 540 rpm Hay Conditioner Behind 1000 rpm Mower and Tractor)
13	H 10210 H	( 11819—	) Clamp
14	19H 1120 N	( 11819—	) Screw, Cap, 1/2" x 3-1/4"
15	H 20468 H	( 11819—	) Nut, Lock, 1/2"



CONDITIONER, HAY—HOOK-UP ATTACHMENT FOR HAY CONDITIONER WITH No. 8 POWER MOWER POWERSHAFT



**CONDITIONER, HAY—HOOK-UP ATTACHMENT FOR HAY CONDITIONER WITH No. 8 POWER MOWER POWERSHAFT—Continued**

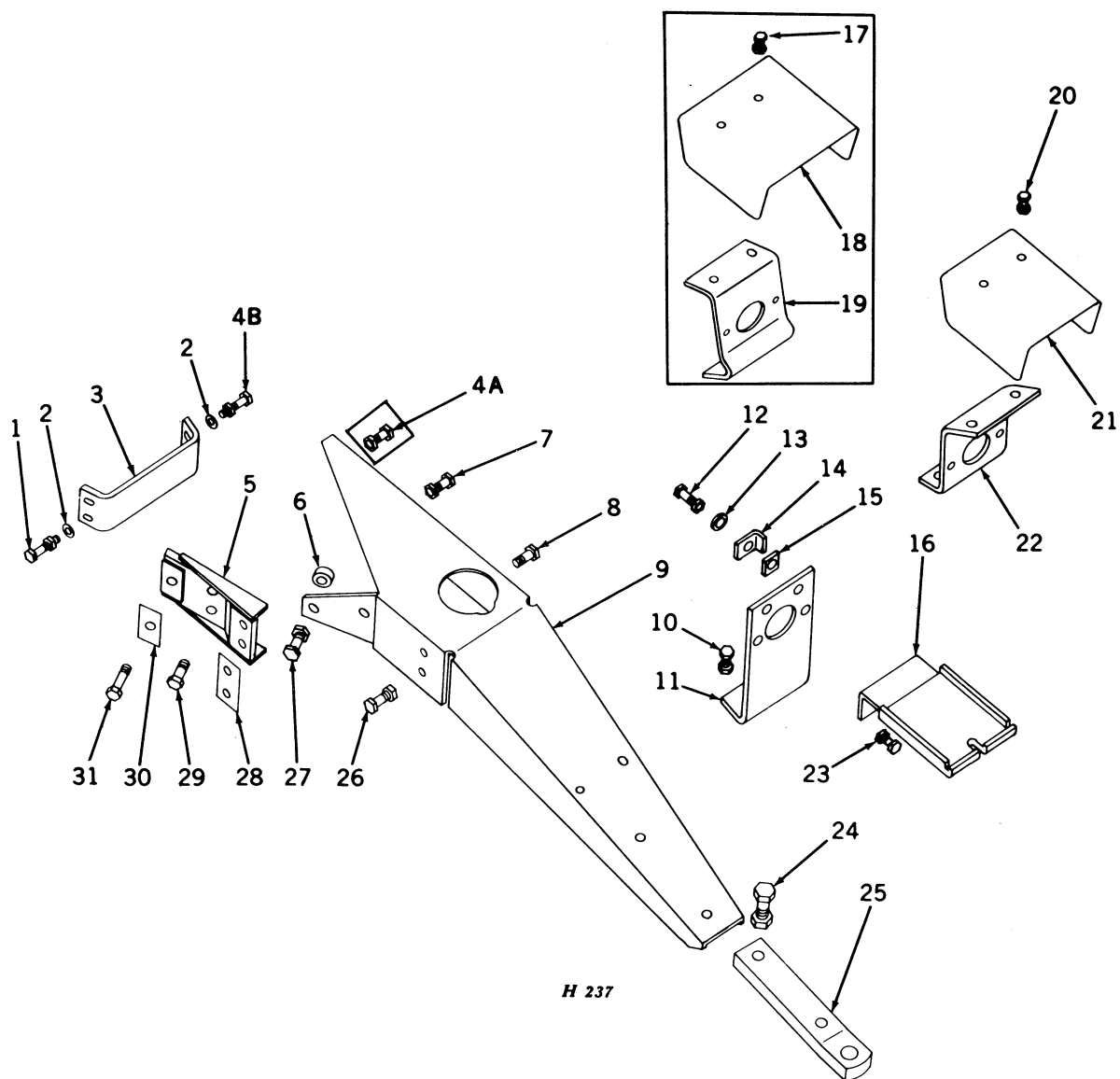
Key	Part No.	Serial No.	Description
1	7H 307 H	( — )	Bolt, Mach., 3/8" x 3/4", with Nut (2 used)
2	7H 306 B	( — )	Bolt, Mach., 3/8" x 3/4" (2 used)
3	H 20897 H	( — )	Shield, Chain
	H 23270 H	( 18119— )	Shield, Chain (Used when Trailing 540 rpm Hay Conditioner Behind 1000 rpm Mower and Tractor)
4	H 10088 H	( — )	Support
5	19H 1092 M	( — )	Screw, Cap, 7/16" x 2-1/4" (2 used)
6	19H 1242 M	( — )	Screw, Cap, 7/16" x 2-3/4" (3 used)
7	H 20896 H	( — )	Shim, .060"
	H 23225 H	( 15175— )	Shim, .030"
8	AH 10897 H	( — )	Support, Shield
	AH 12660 H	( 18119— )	Support, Shield (Used when Trailing 540 rpm Hay Conditioner Behind 1000 rpm Mower and Tractor)
9	H 10253 H	( — )	Housing, Bearing (With JD7840, Sub. for H10087H)
10	19H 1264 T	( — )	Screw, Cap, 1/2" x 4-1/2" (2 used)
11	Z 9902 H	( — )	Ring, Snap (2 used)
12	JD 8225 A	( — )	Cup, Bearing (2 used)
13	JD 8903 H	( — )	Cone, Bearing, with Seal (2 used)
14	AH 11167 H	( —14000 )	Joint, Universal, with 17-Tooth Sprocket (Front of Mower Main Drive Shaft) (Keyed)
	AH 11756 H	( 14001— )	Joint, Universal, with 17-Tooth Sprocket (Front of Mower Main Drive Shaft) (Splined)
	AH 12658 H	( 18119— )	Joint, Universal, with 13-Tooth Sprocket (Front of Mower Main Drive Shaft) (Splined) (Used when Trailing 540 rpm Hay Conditioner Behind 1000 rpm Mower and Tractor)
15	11H 16 H	( — )	Pin, Cotter, 5/64" x 3/8"
16	P 29360 H	( — )	Pin, Offset Link
17	B 5321 H	( — )	Link, Offset
18	P 24350 H	( — )	Washer, Snap Spring
19	B 5235 H	( — )	Link, Connecting
20	B 5234 H	( — )	Link, Roller
21	.....	( — )	Chain, Drive (38 Links, 3/4" Pitch) (Sub. One AB1289H, One AB1290H, One B5234H, One B5235H, and One B5321H)
	.....	( 18119— )	Chain, Drive (41 Links, 3/4" Pitch) (Sub. Four AB1290H and One B5321H) (Used when Trailing 540 rpm Hay Conditioner Behind 1000 rpm Mower and Tractor)
22	AH 10537 H	( — )	Sprocket, Driven, 17 Teeth
	AH 12659 H	( 18119— )	Sprocket, Driven, 24 Teeth (Used when Trailing 540 rpm Hay Conditioner Behind 1000 rpm Mower and Tractor)
23	H 20895 H	( — )	Washer, 21/32" I.D. x 2" O.D. x 1/4" Thick
24	14H 531 H	( — )	Nut, Hex., Slotted, 5/8", N.F.
25	H 20890 H	( — )	Shaft, Drive, Main (540 rpm)
	H 23012 H	( 18119— )	Shaft, Main Drive (1000 rpm)
26	34H 121 R	( — )	Pin, Roll, 5/16" x 2-1/4"
27	26H 41 H	( — )	Key, Woodruff (No. 128) (2 used)
28	H 20891 H	( — )	Shield
29	H 20888 H	( — )	Bushing (2 used)
30	AH 10534 H	( — )	Housing, Bearing, with Bushings
	H 10086 H	( — )	Sub. AH10534H
31	15H 254 R	( —14000 )	Plug, Pipe, 1/4"
	JD 7840	( 14001— )	Fitting, Grease, 1/4", Straight
32	H 20892 H	( — )	Shaft, Drive, Front
33	Z 9591 H	( — )	Spring, Lock Pin
34	JD 7797	( — )	Fitting, Grease, 1/4", Straight
35	Z 9785 H	( — )	Washer, Retaining
36	AZ 3827 H	( — )	Pin, Lock, with Retaining Washer
37	H 20083 H	( — )	Yoke, Universal, Front, 1-3/8" Spline
38	H 21698 H	( — )	Joint, Universal, Rear (Keyed)
39	BP 13668 E	( — )	Washer, Cork (4 used)
40	BP 13667 E	( — )	Bearing (4 used)
41	BP 13669 E	( — )	Ring, Snap (4 used)
42	JD 7760	( — )	Fitting, Grease, 1/8", 67-1/2°
43	AM 2871 E	( — )	Connection, Complete, with Bearings and Snap Rings
44	11H 40 H	( — )	Pin, Cotter, 1/8" x 7/8"

(Parts listed below are not illustrated.)

AB 1289 H	( — )	25 Links, 3/4" Pitch, RC-60 Roller Chain
AB 1290 H	( — )	10 Links, 3/4" Pitch, RC-60 Roller Chain
AP 22460 H	( — )	10-Ft., 3/4" Pitch, RC-60 Roller Chain



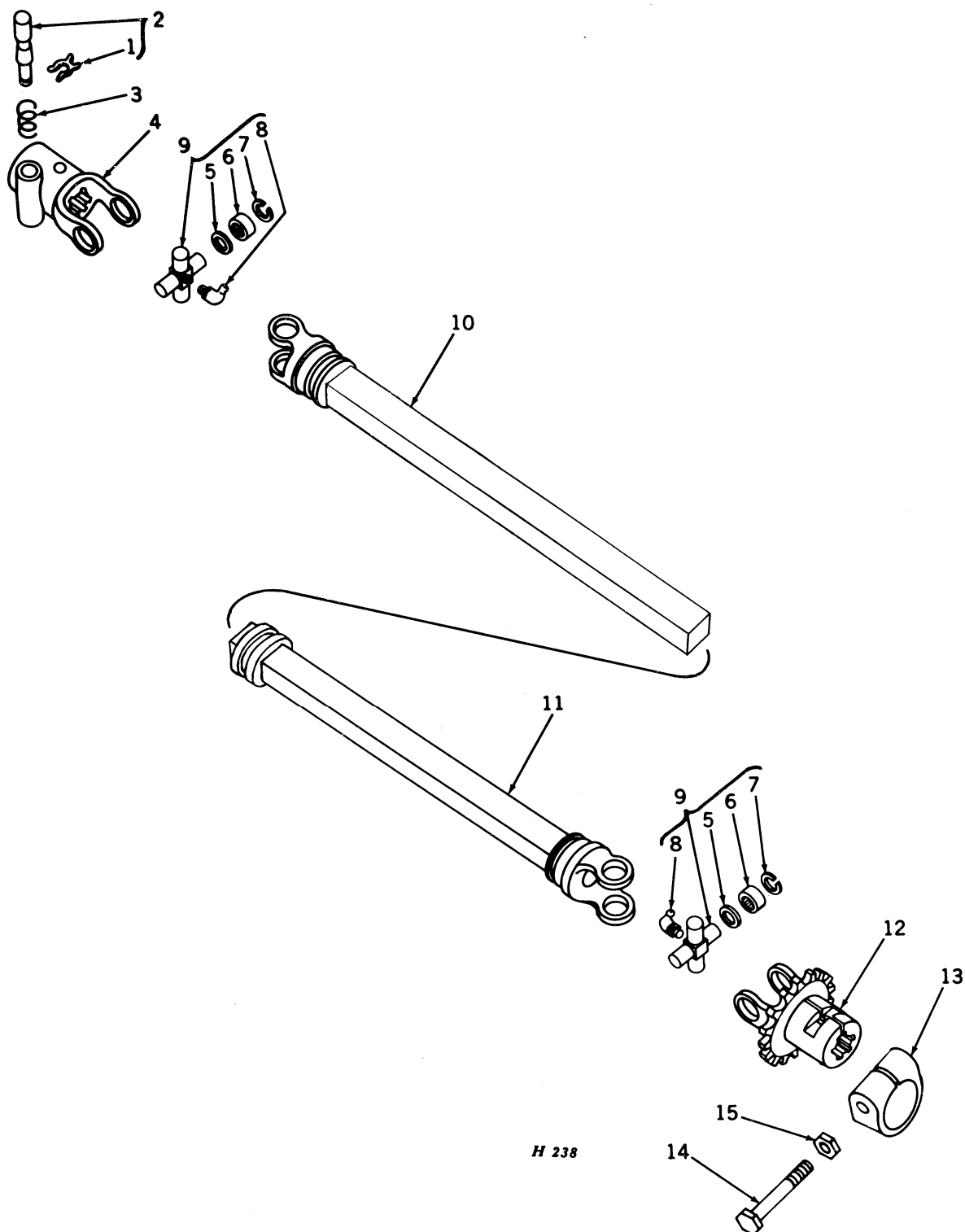


**CONDITIONER, HAY—HOOK-UP ATTACHMENT FOR HAY CONDITIONER WITH No. 8 POWER MOWER  
HITCH BEAM**

**CONDITIONER, HAY—HOOK-UP ATTACHMENT FOR HAY CONDITIONER WITH No. 8 POWER MOWER HITCH BEAM—Continued**

Key	Part No.	Serial No.	Description
1	(19H 482 B	( 14001—	Screw, Cap, 1/2" x 2" (When Hydraulic Remote Cylinder is used) (2 used)
	(19H 1131 N	( 14001—	Screw, Cap, 1/2" x 1-1/4" (When Hand Lift is used) (2 used)
	(14H 259 R	( 14001—	Nut, Hex., 1/2" (2 used)
2	(24H 184 R	( 14001—	Washer, 17/32" x 15/16" (4 used)
3	(H 22984 H	( 14001—	Brace, Mower Frame
4A	(19H 1131 N	( —14000	Screw, Cap, 1/2" x 1-1/4" (2 used)
	(14H 259 R	( —14000	Nut, Hex., 1/2" (2 used)
4B	(19H 472 N	( 14001—	Screw, Cap, 1/2" x 1-3/4" (2 used)
	(14H 259 R	( 14001—	Nut, Hex., 1/2" (2 used)
5	(AH 12362 H	( 14001—	Plate, Reinforcement
6	(H 20885 H	( —14000	Spacer (2 used, Regular; 1 used, when Hydraulic Remote Cylinder is used)
		( 14001—	Spacer (Not used when Hydraulic Remote Cylinder is used)
7	(19H 1131 N	( —	Screw, Cap, 1/2" x 1-1/4"
	(14H 259 R	( —	Nut, Hex., 1/2"
8	(19H 1131 N	( —	Screw, Cap, 1/2" x 1-1/4" (3 used)
9	(AH 12361 H	( —	Beam, Hitch (With Three 14H259R, Two 14H263A, Two 19H472N, 19H1004T, Two 19H1387H, AH12362H, AH12364H, and H22896H, Sub. for AH10532H)
10	(7H 569 B	( —	Bolt, Mach., 7/16" x 1-1/4" (2 used)
	(14H 257 R	( —	Nut, Hex., 7/16" (2 used)
11	(AH 10533 H	( —14000	Support, Bearing
	(AH 12364 H	( 14001—	Support, Bearing (540 rpm)
12	(7H 1159 N	( —	Bolt, Mach., 7/16" x 1-1/2" (2 used)
	(14H 257 R	( —	Nut, Hex., 7/16" (2 used)
13	(24H 177 H	( —	Washer, 1/2" x 1" (2 used)
14	(Z 9897 H	( —	Clamp (2 used)
15	(Z 9898 H	( —	Filler, Clamp (2 used)
16	(AH 12365 H	( —	Shield, Rear Universal Joint (540 rpm) (Sub. for AH10535H)
17	(7H 306 B	( —14000	Bolt, Mach., 3/8" x 3/4" (1000 rpm)
	(14H 255 R	( —14000	Nut, Hex., 3/8" (1000 rpm)
18	(AH 12559 H	( —14000	Shield, Rear Universal Joint (1000 rpm)
19	(H 23015 H	( —14000	Support, Bearing (1000 rpm)
20	(7H 306 B	( 14001—	Bolt, Mach., 3/8" x 3/4" (1000 rpm) (2 used)
	(14H 255 R	( 14001—	Nut, Hex., 3/8" (1000 rpm) (2 used)
21	(AH 12558 H	( 14001—	Shield, Rear Universal Joint (1000 rpm)
22	(H 23013 H	( 14001—	Support, Bearing (1000 rpm)
23	(7H 344 E	( —	Bolt, Mach., 3/8" x 1-1/4" (540 rpm) (2 used)
	(14H 255 R	( —	Nut, Hex., 3/8" (540 rpm) (2 used)
24	(19H 1387 H	( 14001—	Screw, Cap, 5/8" x 2-1/4" (2 used)
	(14H 263 A	( 14001—	Nut, Hex., 5/8" (2 used)
25	(H 22896 H	( 14001—	Plate, Hitch
26	(19H 472 N	( 14001—	Screw, Cap, 1/2" x 1-3/4" (2 used)
	(14H 259 R	( 14001—	Nut, Hex., 1/2" (2 used)
27	(19H 482 B	( —14000	Screw, Cap, 1/2" x 2"
	(19H 1004 T	( 14001—	Screw, Cap, 1/2" x 2-1/4"
	(14H 259 R	( —	Nut, Hex., 1/2"
28	(H 22905 H	( 14001—	Shim, .030"
	(H 22906 H	( 14001—	Shim, .060"
29	(19H 472 N	( 14001—	Screw, Cap, 1/2" x 1-3/4" (2 used)
30	(H 22903 H	( 14001—	Shim, .030"
	(H 22904 H	( 14001—	Shim, .060"
31	(19H 1004 T	( —	Screw, Cap, 1/2" x 2-1/4"

**CONDITIONER, HAY—HOOK-UP ATTACHMENT FOR HAY CONDITIONER WITH No. 9 POWER MOWER  
POWERSHAFT, TRACTOR TO MOWER**  
(Used When Trailing 540 RPM Hay Conditioner Behind 1000 RPM Mower and Tractor)  
(All Tractors with 3-Point Hitch)  
Serial No. (18119— )

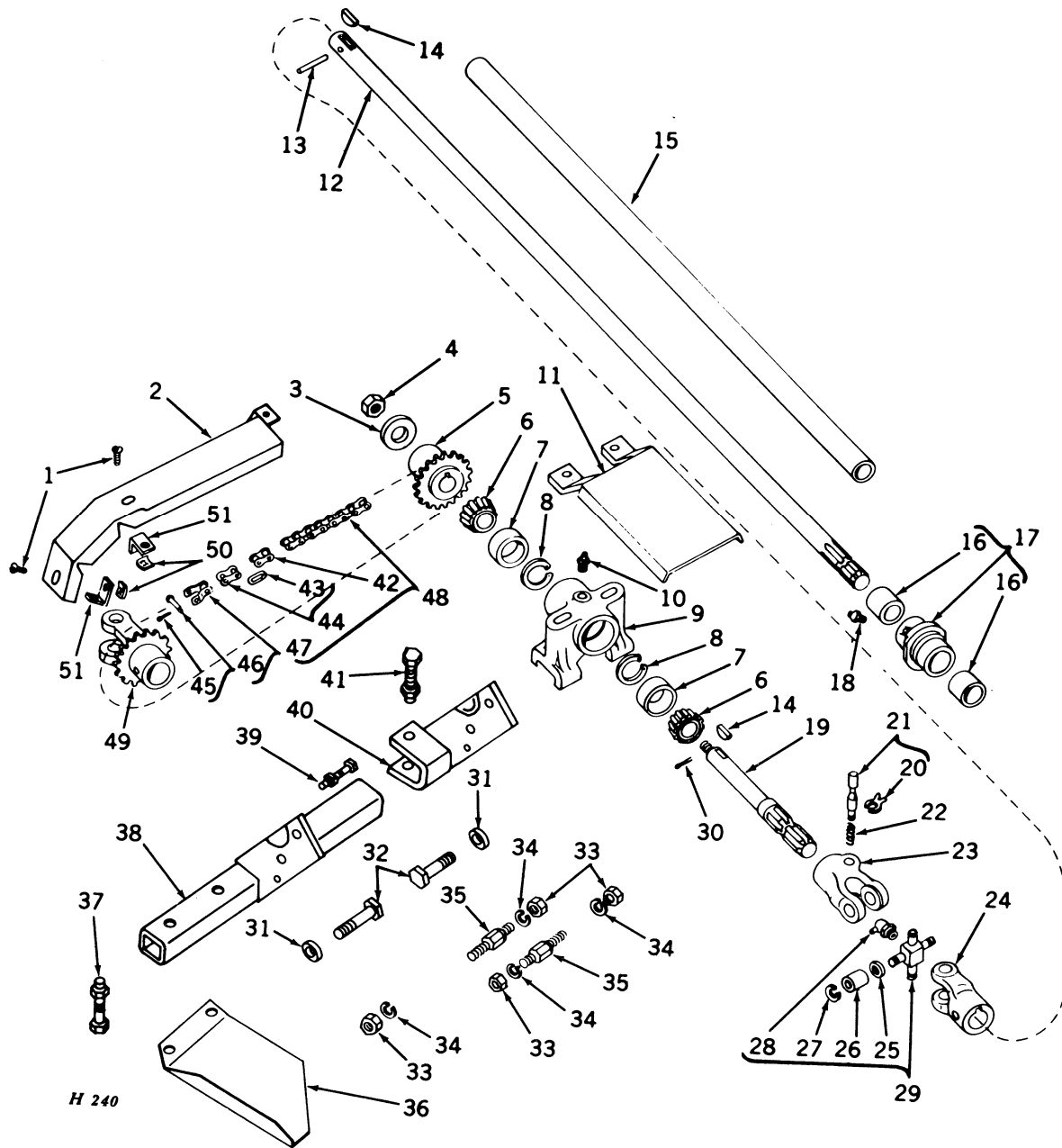


**CONDITIONER, HAY—HOOK-UP ATTACHMENT FOR HAY CONDITIONER WITH No. 9 POWER MOWER  
POWERSHAFT, TRACTOR TO MOWER—Continued**  
(Used When Trailing 540 RPM Hay Conditioner Behind 1000 RPM Mower and Tractor)  
(All Tractors with 3-Point Hitch)  
Serial No. (18119— )

Key	Part No.	Serial No.	Description
1	Z 9785 H	( 18119— )	Washer, Retaining
2	AH 12250 H	( 18119— )	Pin, Lock, with Retaining Washer
3	H 22802 H	( 18119— )	Spring, Lock Pin
4	H 22800 H	( 18119— )	Joint on Tractor, 1-3/8" (Lock Pin Type)
5	BP 13668 E	( 18119— )	Washer, Cork (8 used)
6	BP 13667 E	( 18119— )	Bearing (8 used)
7	BP 13669 E	( 18119— )	Ring, Snap (8 used)
8	JD 7760	( 18119— )	Fitting, Grease, 1/8", 67-1/2° (2 used)
9	AM 2871 E	( 18119— )	Connection, Complete, with Bearings and Snap Rings (2 used)
10	AH 12486 H	( 18119— )	Shaft and Yoke Assembly, Length 11-7/16" Used on John Deere Tractors: 40T, 40S, 40W, 50, 60, 60S, 70, 70S, 320S, 330S, 420T, 430T, 420S, 430S, 420W, 430W, 520, 530, 620, 630, 620S, 630S, 720, 730, 720S, and 730S
	AH 12487 H	( 18119— )	Shaft and Yoke Assembly, Length 13-5/16" Used on John Deere Tractors: 40U, 320U, 330U, 420U, and 430U
11	AH 12490 H	( 18119— )	Tube and Yoke Assembly, Length 9-3/4" Used on John Deere Tractors: 40T, 40S, 40W, 50, 60, 60S, 70, 70S, 320S, 330S, 420T, 430T, 420S, 430S, 420W, 430W, 520, 530, 620, 630, 620S, 630S, 720, 730, 720S, and 730S
	AH 12491 H	( 18119— )	Tube and Yoke Assembly, Length 11-5/8" Used on John Deere Tractors: 40U, 320U, 330U, 420U, and 430U
12	AH 12658 H	( 18119— )	Joint on Mower, with 13-Tooth Sprocket (Splined)
13	H 10210 H	( 18119— )	Clamp
14	19H 1120 N	( 18119— )	Screw, Cap, 1/2" x 3-1/4"
15	H 20468 H	( 18119— )	Nut, Lock, 1/2"



**CONDITIONER, HAY—HOOK-UP ATTACHMENT FOR HAY CONDITIONER WITH No. 9 POWER MOWER  
POWERSHAFT**

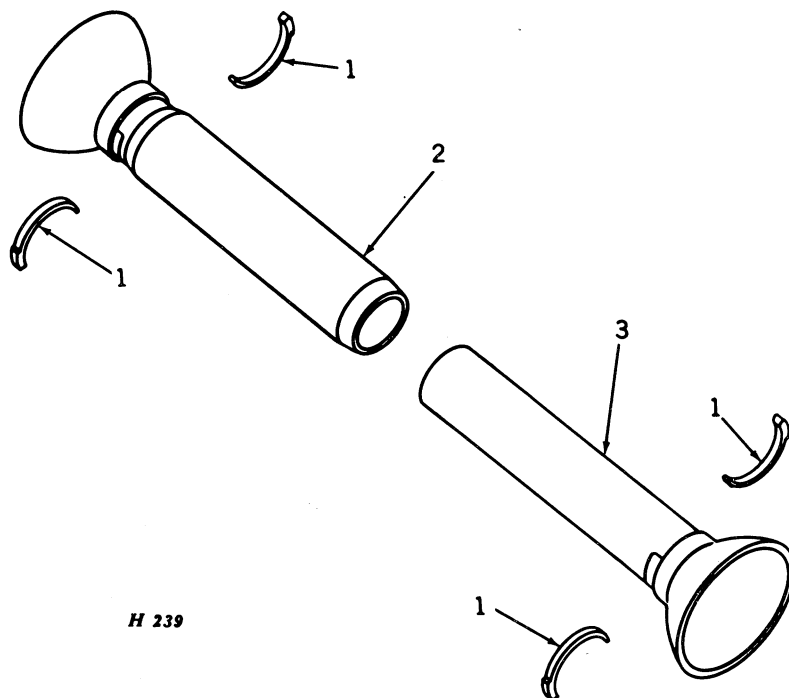


**CONDITIONER, HAY—HOOK-UP ATTACHMENT FOR HAY CONDITIONER WITH No. 9 POWER MOWER POWERSHAFT—Continued**

Key	Part No.	Serial No.	Description
1	21H 1000 H	( — )	Screw, Mach., Truss Head, 1/4" x 3/8" (2 used)
2	AH 12038 H	( — )	Shield (With Two H22645H, Sub. for AH10744H)
3	H 20895 H	( — )	Washer, 21/32" I.D. x 2" O.D. x 1/4" Thick
4	14H 531 H	( — )	Nut, Hex., Slotted, 5/8", N.F.
5	AH 10537 H	( — )	Sprocket, Driven, 17 Teeth
6	JD 8903 H	( — )	Bearing, Roller, with Seal (2 used)
7	JD 8225 A	( — )	Cup, Bearing (2 used)
8	Z 9902 H	( — )	Ring, Snap (2 used)
9	H 10252 H	( — )	Housing, Bearing (With JD7840, Sub. for H10098H)
10	(15H 254 R JD 7840	( —14000 14001— )	Plug, Pipe, 1/4"
11	AH 10745 H	( — )	Fitting, Grease, 1/4", Straight
12	H 21128 H	( — )	Shield, Front, Universal Joint
13	34H 121 R	( — )	Shaft, Drive, Main
14	26H 41 H	( — )	Pin, Roll, 5/16" x 2-1/4"
15	H 21129 H	( — )	Key, Woodruff (No. 128) (2 used)
16	H 20888 H	( — )	Shield
17	(AH 10534 H H 10086 H	( — — )	Bushing (2 used)
18	JD 7797	( — )	Housing, Bearing, with Bushings
19	H 20892 H	( — )	Sub. AH10534H
20	Z 9785 H	( — )	Fitting, Grease, 1/4", Straight
21	AZ 3827 H	( — )	Shaft, Drive, Front
22	Z 9591 H	( — )	Washer, Retaining
23	H 20083 H	( — )	Pin, Lock, with Retaining Washer
24	H 21698 H	( — )	Spring, Lock Pin
25	BP 13668 E	( — )	Yoke, Universal, Front, 1-3/8" Spline
26	BP 13667 E	( — )	Joint, Universal, Rear (Keyed)
27	BP 13669 E	( — )	Washer, Cork (4 used)
28	JD 7760	( — )	Bearing (4 used)
29	AM 2871 E	( — )	Ring, Snap (4 used)
30	11H 40 H	( — )	Fitting, Grease, 1/8", 67-1/2°
31	H 23268 H	( — )	Connection, Complete, with Bearings and Snap Rings
32	19H 506 H	( — )	Pin, Cotter, 1/8" x 7/8"
33	14H 259 R	( — )	Spacer (Used on Mowers Serial No. 9501 and Up) (4 used)
34	12H 3 R	( — )	Screw, Cap, 1/2" x 2-3/4" (Used on Mowers Serial No. 9501 and Up) (4 used)
35	H 21127 H	( — )	Nut, Hex., 1/2" (Used on Mowers Through Serial No. 9500) (4 used)
36	H 23267 H	( — )	Washer, Lock, 1/2" (Used on Mowers Through Serial No. 9500) (4 used)
37	(8H 672 H 8H 686 E 14H 259 R	( —14000 14001— 14001— )	Stud (Used on Mowers Through Serial No. 9500) (4 used)
38	AH 10742 H	( — )	Shield (Sub. for AH12039H)
39	(19H 1718 H 14H 346 A	( — — )	Bolt, Mach., 1/2" x 6-1/2", with Nut (2 used)
40	AH 10741 H	( — )	Bolt, Mach., 1/2" x 7" (2 used)
41	7H 905 N	( — )	Nut, Hex., 1/2" (2 used)
42	B 5234 H	( — )	Tube Assembly, Drive Support
43	P 24350 H	( — )	Screw, Cap, 1/2" x 2-3/4"
44	B 5235 H	( — )	Nut, Hex., Jam, 1/2"
45	11H 16 H	( — )	Support, R.H.
46	P 29360 H	( — )	Bolt, Mach., 1/2" x 3-1/2", with Nut
47	B 5321 H	( — )	Link, Roller
48	.....	( — )	Washer, Snap Spring
49	AH 11167 H	( — )	Link, Connecting
50	P 41706 H	( — )	Pin, Cotter, 5/64" x 3/8"
51	(H 21132 H H 22645 H	( —14000 14001— )	Pin, Offset Link
	.....	( 18119— )	Link, Offset
	.....	( 18119— )	Chain, Drive (50 Links, 3/4" Pitch) (Sub. One AB1288H)
	.....	( 18119— )	Chain, Drive (48 Links, 3/4" Pitch) (Sub. One AB1289H, Two AB1290H, One B5234H, One B5235H, and One B5321H) (Used when Trailing 540 rpm Hay Conditioner Behind 1000 rpm Mower and Tractor)
	AH 12658 H	( 18119— )	Joint, Universal, with 17-Tooth Sprocket (Front of Mower Main Drive Shaft) (Keyed)
	AH 12658 H	( 18119— )	Joint on Mower, with 13-Tooth Sprocket (Front of Mower Main Drive Shaft) (Used when Trailing 540 rpm Hay Conditioner Behind 1000 rpm Mower and Tractor)
	P 41706 H	( — )	Nut, Speed, 1/4" (2 used)
	H 21132 H	( —14000 )	Bracket (2 used)
	H 22645 H	( 14001— )	
(Parts listed below are not illustrated.)			
	AB 1288 H	( — )	50 Links, 3/4" Pitch, RC-60 Roller Chain
	AB 1289 H	( — )	25 Links, 3/4" Pitch, RC-60 Roller Chain
	AB 1290 H	( — )	10 Links, 3/4" Pitch, RC-60 Roller Chain
	AP 22460 H	( — )	10-Ft., 3/4" Pitch, RC-60 Roller Chain

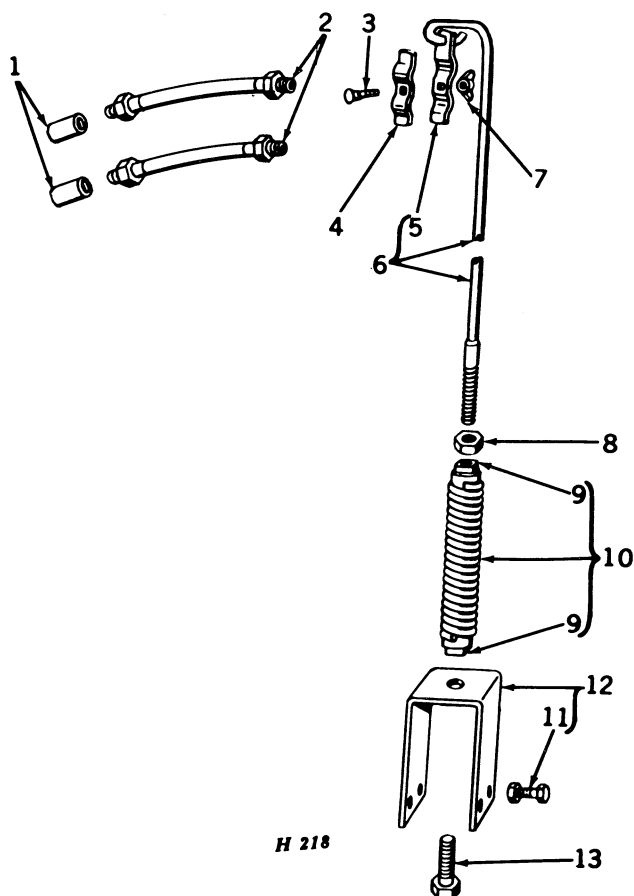


**CONDITIONER, HAY—HOOK-UP ATTACHMENT FOR HAY CONDITIONER WITH No. 9 POWER MOWER  
POWERSHAFT SHIELDS, TRACTOR TO MOWER**  
(Used When Trailing 540 RPM Hay Conditioner Behind 1000 RPM Mower and Tractor)  
(All Tractors with 3-Point Hitch)  
Serial No. (18119— )



Key	Part No.	Serial No.	Description
1	H 22039 H	( 18119— )	Bearing, Half (4 used)
2	AH 12478 H	( 18119— )	Shield, Front, Length 10"; Used on John Deere Tractors: 40T, 40S, 40W, 50, 60, 60S, 70, 70S, 320S, 330S, 420T, 430T, 420S, 430S, 420W, 430W, 520, 530, 620, 630, 620S, 630S, 720, 730, 720S, and 730S
	AH 12479 H	( 18119— )	Shield, Front, Length 11-7/8"; Used on John Deere Tractors: 40U, 320U, 330U, 420U, and 430U
3	AH 12482 H	( 18119— )	Shield, Rear, Length 9-1/2"; Used on John Deere Tractors: 40T, 40S, 40W, 50, 60, 60S, 70, 70S, 320S, 330S, 420T, 430T, 420S, 430S, 420W, 430W, 520, 530, 620, 630, 620S, 630S, 720, 730, 720S, and 730S
	AH 12483 H	( 18119— )	Shield, Rear, Length 11-3/8"; Used on John Deere Tractors: 40U, 320U, 330U, 420U, and 430U

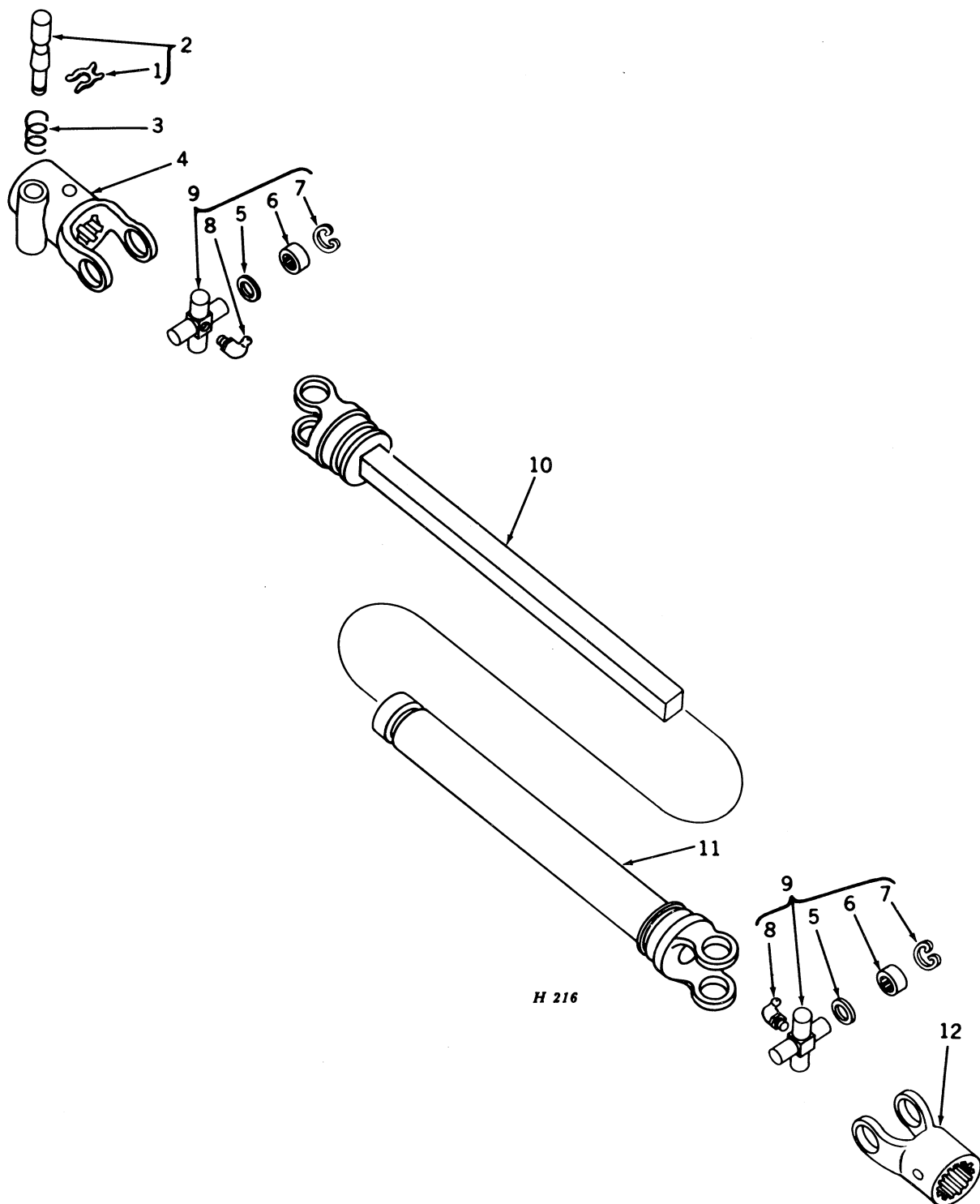
## COMBINE PULL-TYPE—30—POWR-TROL HOSE SUPPORT



Key	Part No.	Serial No.	Description
1	15H 76 A (	—	) Coupling, Pipe, Straight, 1/2" (Used when Combine is Trailed Behind Tractor Equipped with External Powershaft Speed Changer) (2 used)
2	L 2175 C (	—	) Extension, Hose, 1/2" x 7-5/8" (Used when Combine is Trailed Behind Tractor Equipped with External Powershaft Speed Changer) (2 used)
3	2H 201 H (	—	) Bolt, Cge., 5/16" x 1-3/4"
4	Z 9046 H (	—	) Clamp, Short Hose
5	Z 9045 H (	—	) Clamp, Long Hose
6	AP 22032 H (	—	) Rod, with Long Hose Clamp
7	14H 704 H (	—	) Nut, Wing, 5/16"
8	14H 259 R (	—	) Nut, Hex., 1/2"
9	Z 558 H (	—	) Plug, Spring (2 used)
10	AP 21639 H (	—	) Spring, with Plugs
11	7H 1026 H (	—	) Bolt, Mach., 3/8" x 1", with Nut (Engine Drive) (4 used)
12	AP 22044 H (	—	) Support, Hose Rod, with Bolts (Engine Drive)
13	7H 753 H (	—	) Bolt, Mach., 1/2" x 1-1/2"



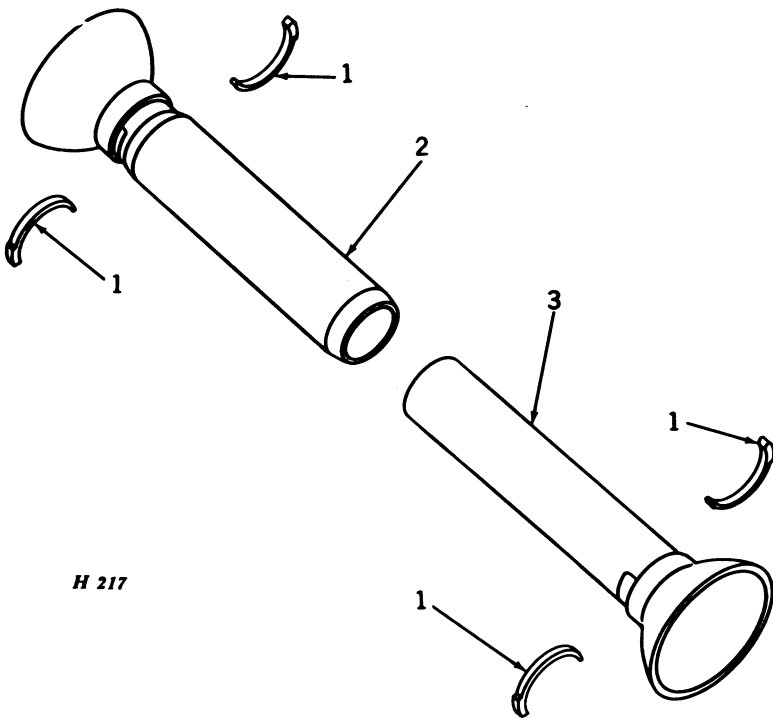
**COMBINE, PULL-TYPE—30—POWERSHAFT (TRACTOR TO COMBINE)**  
Serial No. (3021422—)  
(Combines with PTO Drive—1000 RPM)



**COMBINE, PULL-TYPE—30—POWERSHAFT (TRACTOR TO COMBINE)—Continued**  
**Serial No. (3021422—)**  
**(Combines with PTO Drive—1000 RPM)**

Key	Part No.	Serial No.	Description
1	Z 9785 H	(3021422—	) Washer, Retaining
2	AH 12250 H	(3021422—	) Pin, Lock, with Retaining Washer
3	H 22802 H	(3021422—	) Spring, Lock Pin
4	H 22800 H	(3021422—	) Joint, on Tractor, 1-3/8" (Lock-Pin Type)
5	BP 13668 E	(3021422—	) Washer, Cork (8 used)
6	BP 13667 E	(3021422—	) Bearing (8 used)
7	BP 13669 E	(3021422—	) Ring, Snap (8 used)
8	JD 7760	(3021422—	) Fitting, Grease, 1/8", 67-1/2° (2 used)
9	AM 2871 E	(3021422—	) Connection, Complete with Bearings and Snap Rings (2 used)
10	AH 11644 H	(3021422—	) Shaft and Yoke Assembly, Length 19-5/8"
11	AH 12535 H	(3021422—	) Tube and Yoke Assembly, Length 17-7/8"
12	H 23067 H	(3021422—	) Joint, on Combine

COMBINE, PULL-TYPE—30—SHIELD FOR POWERSHAFT (TRACTOR TO COMBINE)  
Serial No. (3021422— )  
(Combines with PTO Drive—1000 RPM)



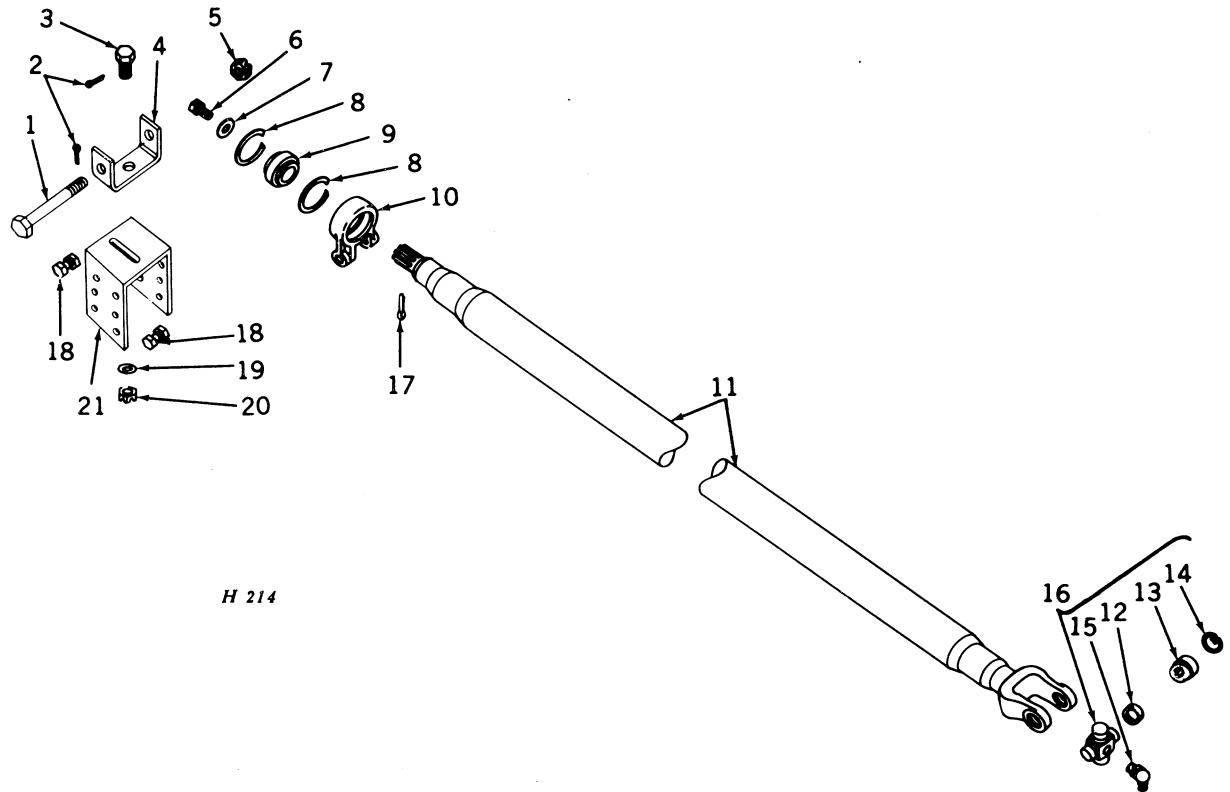
Key	Part No.	Serial No.	Description
1	H 22039 H	(3021422— )	Bearing, Half (4 used)
2	AH 11640 H	(3021422— )	Shield, Front, Length 18-1/8"
3	AH 11641 H	(3021422— )	Shield, Rear, Length 17-1/2"



## COMBINE, PULL-TYPE—30—POWERSHAFT

Serial No. (3021422—)

(Combines with PTO Drive—1000 RPM)

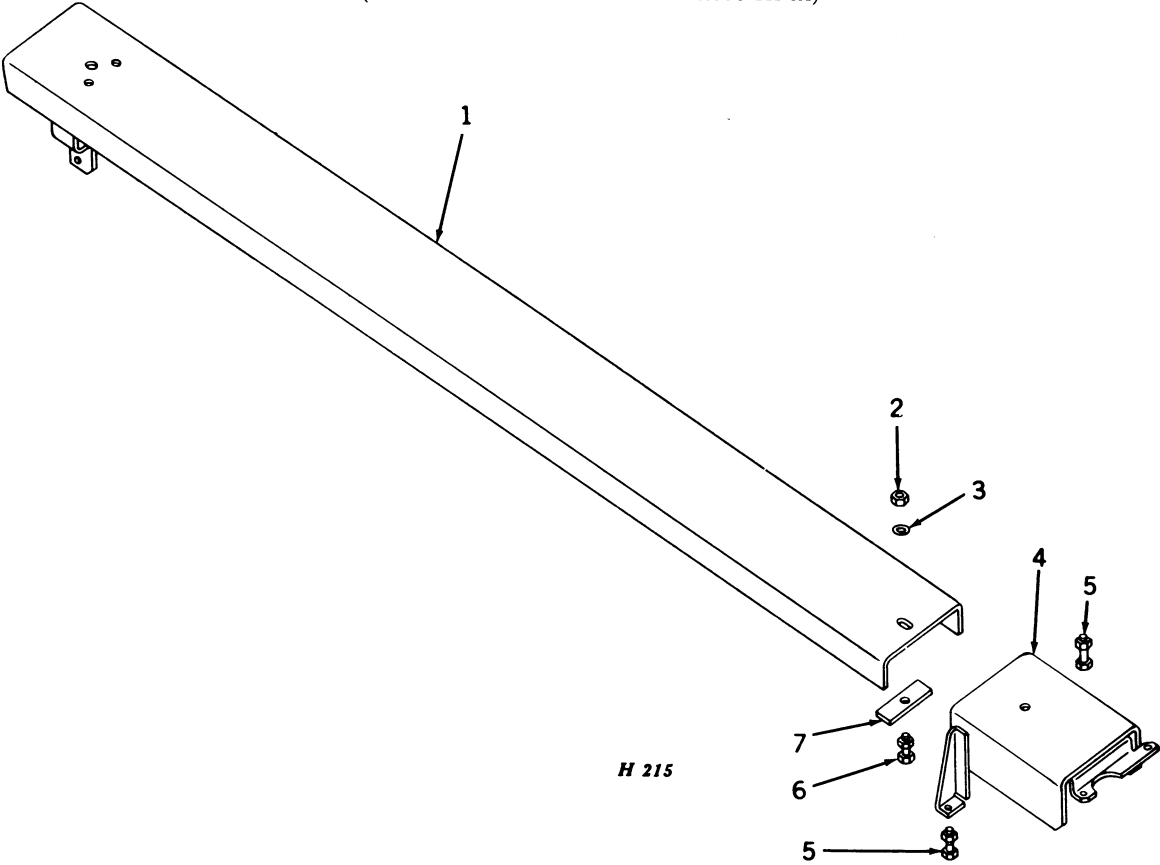


H 214

Key	Part No.	Serial No.	Description
1	H 23066 H	(3021422—	) Bolt, Pivot, 5/8" x 5-1/2", Drilled
2	11H 43 R	(3021422—	) Pin, Cotter, 1/8" x 1-1/4" (2 used)
3	P 45923 H	(3021422—	) Bolt, Drilled, 5/8" x 1-3/4", N.F.
4	AH 12530 H	(3021422—	) Bracket, Hinge, Upper
5	14H 530 D	(3021422—	) Nut, Hex., Slotted, 5/8"
6	P 46327 H	(3021422—	) Screw, Cap, 7/16" x 7/8", N.F., Drilled Head
7	24H 836 H	(3021422—	) Washer, 15/32" x 1-1/2"
8	P 46874 H	(3021422—	) Ring, Snap (2 used)
9	JD 8523 H	(3021422—	) Bearing, Ball
10	PK 1924 H	(3021422—	) Box, Bearing
11	AH 12533 H	(3021422—	) Powershaft
12	BP 13668 E	(3021422—	) Washer, Cork (4 used)
13	BP 13667 E	(3021422—	) Bearing (4 used)
14	BP 13669 E	(3021422—	) Ring, Snap (4 used)
15	JD 7760	(3021422—	) Fitting, Grease, 1/8", 67-1/2°
16	AM 2871 E	(3021422—	) Connection, Complete with Bearings and Snap Rings
17	11H 54 H	(3021422—	) Pin, Cotter, 1/8" x 2-3/4"
18	7H 324 H	(3021422—	) Bolt, Mach., 3/8" x 1" (4 used)
	14H 255 R	(3021422—	) Nut, Hex., 3/8" (4 used)
19	24H 760 H	(3021422—	) Washer, 21/32" x 1-3/8"
20	14H 531 H	(3021422—	) Nut, Hex., Slotted, 5/8", N.F.
21	H 23065 H	(3021422—	) Support, Front



COMBINE, PULL-TYPE—30—POWERSHAFT SHIELDS  
Serial No. (3021422—)  
(Combines with PTO Drive—1000 RPM)



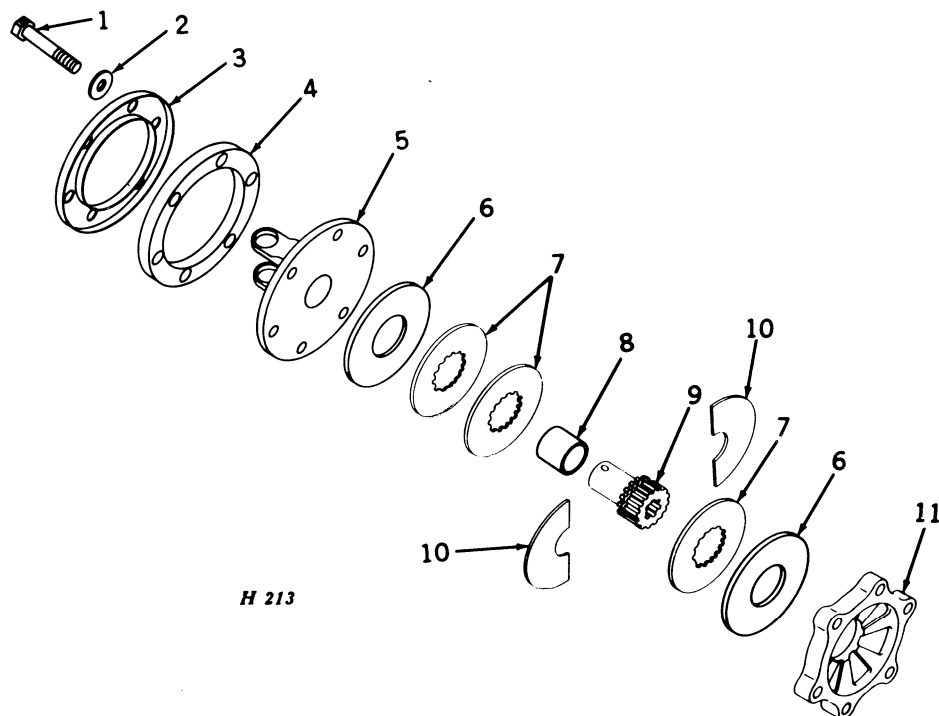
Key	Part No.	Serial No.	Description
1	AH 12531 H	(3021422—	) Shield
2	14H 255 R	(3021422—	) Nut, Hex., 3/8"
3	24H 161 A	(3021422—	) Washer, 7/16" x 1"
4	AH 11666 H	(3021422—	) Shield, Rear
5	7H 1083 N	(3021422—	) Bolt, Mach., 7/16" x 1" (2 used)
	14H 257 R	(3021422—	) Nut, Hex., 7/16" (2 used)
6	7H 324 H	(3021422—	) Bolt, Mach., 3/8" x 1"
	14H 255 R	(3021422—	) Nut, Hex., 3/8"
7	P 45930 H	(3021422—	) Stiffener, Shield



**COMBINE, PULL-TYPE—30—SAFETY CLUTCH**

Serial No. (3021422—)

(Combines with PTO Drive—1000 RPM)

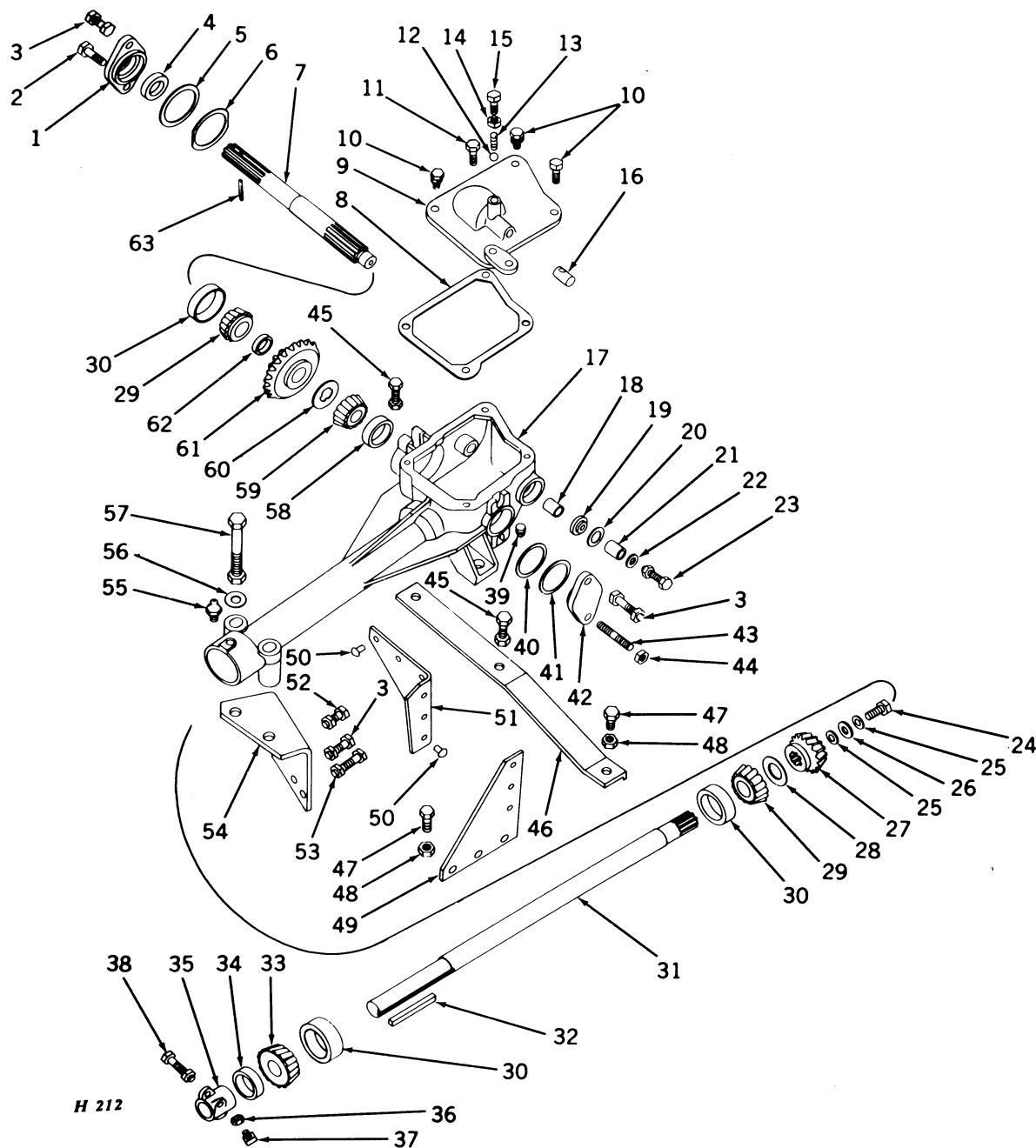


H 213

Key	Part No.	Serial No.	Description
1	H 22030 H	(3021422—	) Screw, Cap, Drilled, 1/2" x 2-1/2" (6 used)
2	P 42453 H	(3021422—	) Washer, 17/32" x 1-3/8" (6 used)
3	Z 9714 H	(3021422—	) Retainer, Rubber Compression Ring
4	Z 9713 H	(3021422—	) Ring, Rubber Compression
5	AH 10051 H	(3021422—	) Plate, Front Pressure, with Universal Joint Yoke
6	Z 9707 H	(3021422—	) Facing (2 used)
7	P 50239 H	(3021422—	) Disk, Driven (3 used)
8	Z 9712 H	(3021422—	) Bearing
9	P 50238 H	(3021422—	) Hub
10	P 50070 H	(3021422—	) Disk, Locking, Half (2 used)
11	PK 2040 H	(3021422—	) Plate, Rear Pressure

**COMBINE, PULL-TYPE—30—POWER DRIVE GEAR HOUSING (SACKER)**

540 RPM, Serial No. (3019982— )  
 1000 RPM, Serial No. (3021422— )



**COMBINE, PULL-TYPE—30—POWER DRIVE GEAR HOUSING (SACKER)—Continued**

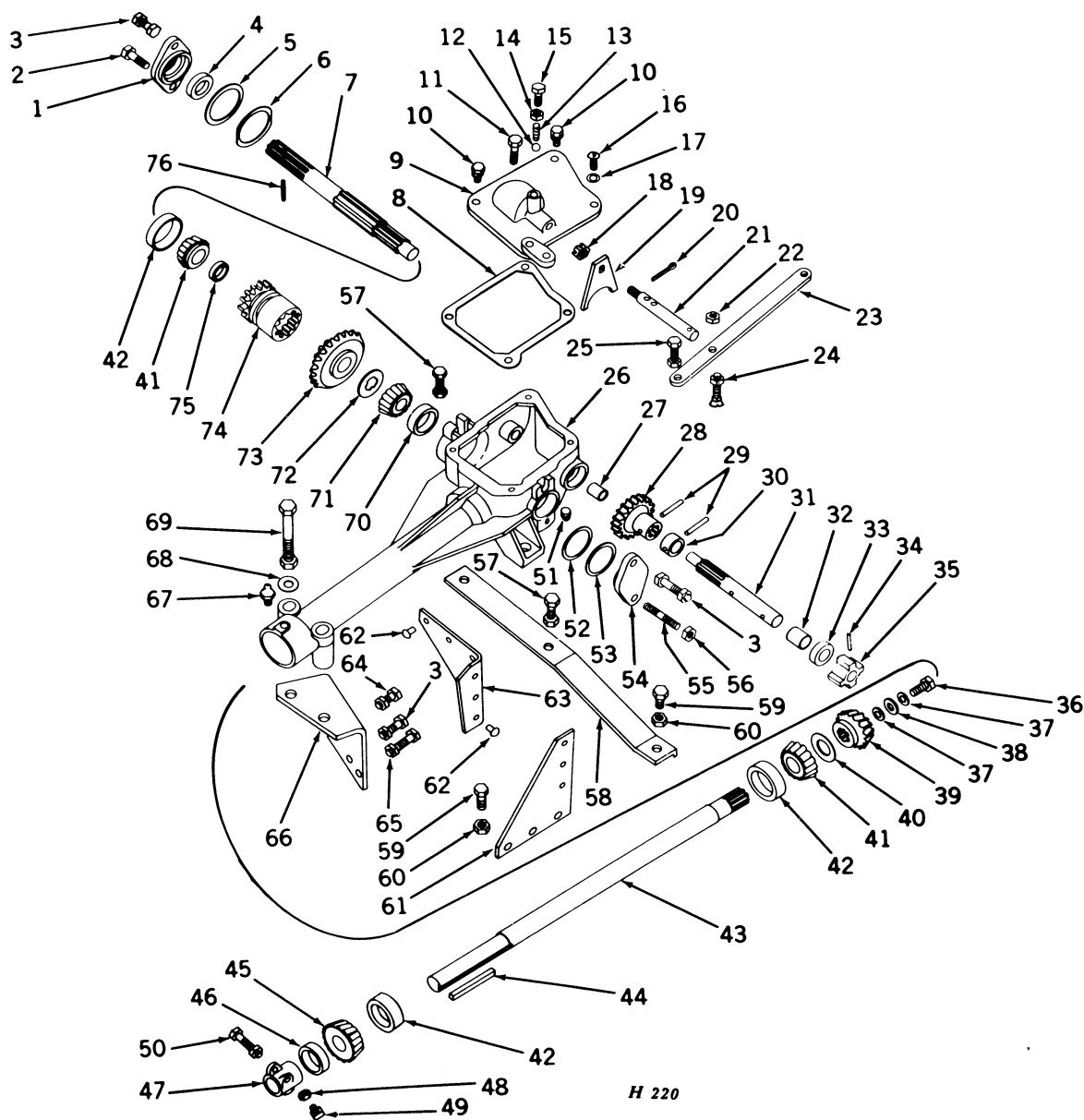
540 RPM, Serial No. (3019982— )  
 1000 RPM, Serial No. (3021422— )

Key	Part No.	Serial No.	Description
1	P 2597 H	(3019982— )	Cap, Front
2	19H 1136 H	(3019982— )	Screw, Cap, 7/16" x 1-1/8"
3	(.....)	(3019982— )	Bolt, Mach., 7/16" x 1-1/2" (3 used)
	14H 257 R	(3019982— )	Nut, Hex., 7/16" (3 used)
4	Z 6572 H	(3019982— )	Seal, Grease
5	24H 867 H	(3019982— )	Washer, 2-17/32" x 3-1/8"
6	E 2628 H	(3019982— )	Shim, .010"
7	H 22066 H	(3019982— )	Shaft, Rear Power
8	H 22061 H	(3019982— )	Gasket
9	H 10197 H	(3019982— )	Cover
10	AP 26679 H	(3019982— )	Screw, Cap, 5/16" x 7/8", with Lockwasher (3 used)
11	7H 1146 N	(3019982— )	Bolt, Mach., 5/16" x 1-3/4"
12	HZ 6040 H	(3019982— )	Ball
13	H 1154 H	(3019982— )	Spring
14	14H 350 A	(3019982— )	Nut, Hex., Jam, 5/16"
15	19H 1308 H	(3019982— )	Screw, Cap, 5/16" x 1"
16	H 22068 H	(3019982— )	Plug, Cover
17	(AH 11658 H	(3019982— )	Housing, Gear, Main Drive
	H 10195 H	(3019982— )	Sub. AH11658H
18	P 27411 H	(3019982— )	Bearing, Bronze
19	H 22067 H	(3019982— )	Plug, Gear Case
20	P 47292 H	(3019982— )	Gasket
21	P 27298 H	(3019982— )	Bearing, Bronze
22	24H 950 N	(3019982— )	Washer, 11/32" x 1-3/8"
23	(19H 121 T	(3019982— )	Screw, Cap, 5/16" x 1-1/4"
	14H 253 R	(3019982— )	Nut, Hex., 5/16"
24	P 35548 H	(3019982— )	Screw, Cap, 7/16" x 1"
25	12H 274 H	(3019982— )	Washer, Lock, 7/16" (2 used)
26	P 35601 H	(3019982— )	Washer, 15/32" x 1-3/16"
27	(P 27296 H	(3019982— )	Pinion, Driven (540 rpm)
	H 22028 H	(3021422— )	Pinion, Driven (1000 rpm)
28	(P 10940 H	(3019982— )	Shim, .005"
	P 10941 H	(3019982— )	Shim, .010"
29	JD 7388 H	(3019982— )	Bearing, Roller (2 used)
30	JD 7259 R	(3019982— )	Cup, Bearing (3 used)
31	P 35624 H	(3019982— )	Shaft, Driven
32	T 3119 H	(3019982— )	Key, 5/16" x 5/16" x 3-1/2"
33	JD 8104 H	(3019982— )	Bearing, Roller
34	P 24149 H	(3019982— )	Seal, Grease
35	P 2363 H	(3019982— )	Collar, Retaining
36	14H 342 A	(3019982— )	Nut, Hex., Jam, 3/8"
37	22H 76 B	(3019982— )	Screw, Set, Sq. Hd., Cup Point, 3/8" x 7/8"
38	(7H 397 N	(3019982— )	Bolt, Mach., 3/8" x 2"
	14H 255 R	(3019982— )	Nut, Hex., 3/8"
39	15H 237 R	(3019982— )	Plug, Pipe, 1/2"
40	E 2627 H	(3019982— )	Shim, .010"
41	24H 880 H	(3019982— )	Washer 1-31/32" x 2-17/32" (2 used)
42	Z 976 H	(3019982— )	Cap, Rear
43	H 22755 H	(3019982— )	Stud, 7/16" x 1-1/8"
44	14H 386 T	(3019982— )	Nut, Hex., 7/16", N.F.
45	(7H 753 H	(3019982— )	Bolt, Mach., 1/2" x 1-1/2" (2 used)
	14H 259 R	(3019982— )	Nut, Hex., 1/2" (2 used)
46	P 45270 H	(3019982— )	Support, Angle
47	19H 1056 H	(3019982— )	Screw, Cap, 7/16" x 1" (4 used)
48	14H 257 R	(3019982— )	Nut, Hex., 7/16" (4 used)
49	P 45272 H	(3019982— )	Gusset, Brace, Angle Support
50	16H 1325 H	(3019982— )	Rivet, R.I.O.H., 3/8" x 15/16" (6 used)
51	P 45271 H	(3019982— )	Support, Brace Angle
52	(7H 569 B	(3019982— )	Bolt, Mach., 7/16" x 1-1/4"
	14H 257 R	(3019982— )	Nut, Hex., 7/16"
53	(7H 1162 N	(3019982— )	Bolt, Mach., 7/16" x 2"
	14H 257 R	(3019982— )	Nut, Hex., 7/16"
54	P 45274 H	(3019982— )	Support, L.H. End
55	JD 7759	(3019982— )	Fitting, Grease, 1/8", Straight
56	24H 192 A	(3019982— )	Washer, 9/16" x 1-1/4" (2 used)
57	(7H 1183 N	(3019982— )	Bolt, Mach., 1/2" x 4-1/2" (2 used)
	14H 259 R	(3019982— )	Nut, Hex., 1/2" (2 used)
58	JD 7438 R	(3019982— )	Cup, Bearing
59	JD 8128 H	(3019982— )	Bearing, Roller
60	(H 22056 H	(3019982— )	Spacer, Main Drive Gear Washer (540 rpm)
	P 34950 H	(3021422— )	Washer, 1-9/64" x 1-15/16" (1000 rpm)
61	(P 34780 H	(3019982— )	Gear, Main Drive (540 rpm)
	H 22052 H	(3021422— )	Gear, Main Drive (1000 rpm)
62	P 32395 H	(3019982— )	Collar
63	34H 104 H	(3019982— )	Pin, Roll, 1/4" x 1-3/8"





**COMBINE, PULL-TYPE—30—POWER DRIVE GEAR HOUSING (GRAIN TANK) (OPTIONAL)**  
 540 RPM, Serial No. (3019982— )  
 1000 RPM, Serial No. (3021422— )



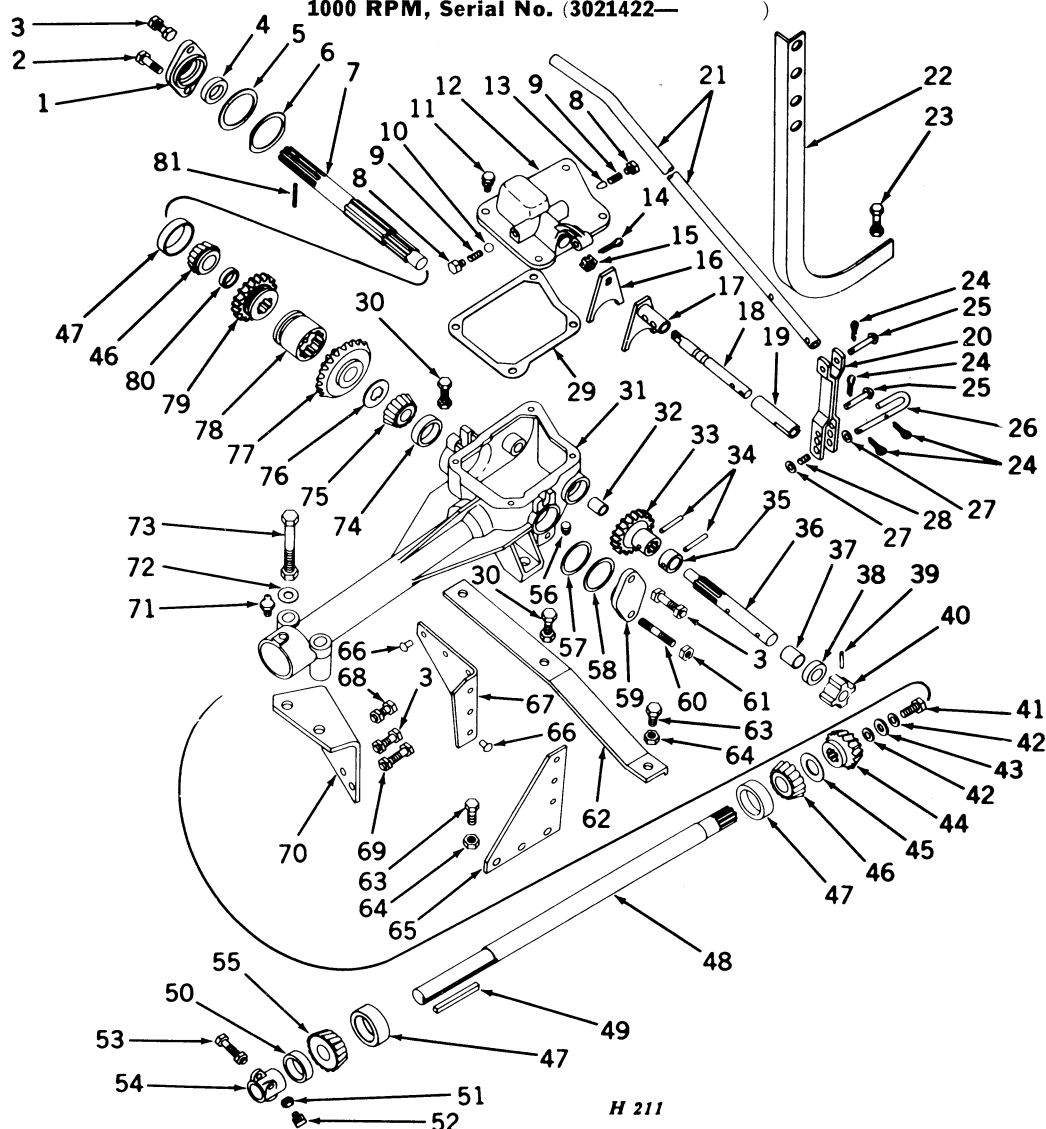
Key	Part No.	Serial No.	Description
1	P 2597 H	(3019982— )	Cap, Front
2	19H 1136 H	(3019982— )	Screw, Cap, 7/16" x 1-1/8"
3	(14H 257 R	(3019982— )	Bolt, Mach., 7/16" x 1-1/2" (3 used)
	Z 6572 H	(3019982— )	Nut, Hex., 7/16" (3 used)
4	24H 867 H	(3019982— )	Seal, Grease
5	E 2628 H	(3019982— )	Washer, 2-17/32" x 3-1/8"
6	H 22057 H	(3019982— )	Shim, .010"
7	H 22061 H	(3019982— )	Shaft, Rear Power
8	H 10197 H	(3019982— )	Gasket
9	AP 18071 H	(3019982— )	Cover
10	19H 136 T	(3019982— )	Screw, Cap, 5/16" x 3/4", with Lock Washer (2 used)
11	HZ 6040 H	(3019982— )	Screw, Cap, 5/16" x 1-3/4"
12	H 1154 H	(3019982— )	Ball
13	14H 350 A	(3019982— )	Spring
14	19H 1308 H	(3019982— )	Nut, Hex., Jam, 5/8"
15	21H 1039 H	(3019982— )	Screw, Cap, 5/8" x 1"
16	24H 149 H	(3019982— )	Screw, Mach., Truss Head, 5/16" x 5/8"
17			Washer, 3/8" x 7/8"

**COMBINE, PULL-TYPE—30—POWER DRIVE GEAR HOUSING (GRAIN TANK) (OPTIONAL)—Continued**  
**540 RPM, Serial No. (3019982—**  
**1000 RPM, Serial No. (3021422—**

Key	Part No.	Serial No.	Description
18		(3019982—	Nut, Hex., Slotted, 7/16"
19	(P 27424 H	(3019982—	Fork, Clutch Shifter (540 rpm)
	(H 22063 H	(3021422—	Fork, Clutch Shifter (1000 rpm)
20	11H 40 H	(3019982—	Pin, Cotter, 1/8" x 7/8"
21	(P 33033 H	(3019982—	Shaft, Clutch Shifter Fork (540 rpm)
	(H 22064 H	(3021422—	Shaft, Clutch Shifter Fork (1000 rpm)
22	14H 609 E	(3019982—	Nut, Hex., 1/4"
23	H 22062 H	(3019982—	Lever, Shifter
24	(21H 624 C	(3019982—	Screw, Mach., Flat Head, 1/4" x 1-1/4"
	(14H 609 E	(3019982—	Nut, Hex., 1/4"
25	(7H 202 N	(3019982—	Bolt, Mach., 5/16" x 1-1/2"
	(14H 257 R	(3019982—	Nut, Hex., 5/16"
26	(AH 11658 H	(3019982—	Housing, Main Drive Gear, Complete
	(H 10195 H	(3019982—	Sub. AH11658H)
27	P 27411 H	(3019982—	Bearing, Bronze
28	(P 29030 H	(3019982—	Gear, Driven (540 rpm)
	(H 22060 H	(3021422—	Gear, Driven (1000 rpm)
29	P 46419 H	(3019982—	Pin, 1/4" x 1-23/32" (2 used)
30	P 28954 H	(3019982—	Collar
31	P 28962 H	(3019982—	Shaft
32	P 27298 H	(3019982—	Bearing, Bronze
33	J 10544 H	(3019982—	Seal, Grease
34	H 1706 H	(3019982—	Pin, 5/16" x 1-7/16"
35	P 2463 H	(3019982—	Knuckle, Drive, Male
36	P 35548 H	(3019982—	Screw, Cap, 7/16" x 1"
37	12H 274 H	(3019982—	Washer, Lock, 7/16" (2 used)
38	P 35601 H	(3019982—	Washer, 15/32" x 1-3/16"
39	(P 27296 H	(3019982—	Pinion, Driven (540 rpm)
	(H 22028 H	(3021422—	Pinion, Driven (1000 rpm)
40	(P 10940 H	(3019982—	Shim, .005"
	(P 10941 H	(3019982—	Shim, .010"
41	JD 7388 H	(3019982—	Bearing, Roller (2 used)
42	JD 7259 R	(3019982—	Cup, Bearing (3 used)
43	P 35624 H	(3019982—	Shaft, Driven
44	T 3119 H	(3019982—	Key, 5/16" x 5/16" x 3-1/2"
45	JD 8104 H	(3019982—	Bearing, Roller
46	P 24149 H	(3019982—	Seal, Grease
47	P 2363 H	(3019982—	Collar, Retaining
48	14H 342 A	(3019982—	Nut, Hex., Jam, 3/8"
49	22H 76 B	(3019982—	Screw, Set, Sq. Hd., Cup Point, 3/8" x 7/8"
50	(7H 397 N	(3019982—	Bolt, Mach., 3/8" x 2"
	(14H 255 R	(3019982—	Nut, Hex., 3/8"
51	15H 237 R	(3019982—	Plug, Pipe, 1/2"
52	E 2627 H	(3019982—	Shim, .010"
53	24H 880 H	(3019982—	Washer, 1-31/32" x 2-17/32" (2 used)
54	Z 976 H	(3019982—	Cap, Rear
55	H 22755 H	(3019982—	Stud, 7/16" x 1-7/8"
56	14H 386 T	(3019982—	Nut, Hex., 7/16", N.F.
57	(7H 753 H	(3019982—	Bolt, Mach., 1/2" x 1-1/2" (2 used)
	(14H 259 R	(3019982—	Nut, Hex., 1/2" (2 used)
58	P 45270 H	(3019982—	Sipport, Angle
59	19H 1056 H	(3019982—	Screw, Cap, 7/16" x 1" (4 used)
60	14H 257 R	(3019982—	Nut, Hex., 7/16" (4 used)
61	P 45272 H	(3019982—	Gusset, Brace, Angle Support
62	16H 1325 H	(3019982—	Rivet, R.I.O.H., 3/8" x 15/16" (6 used)
63	P 45271 H	(3019982—	Support, Brace Angle
64	(7H 569 B	(3019982—	Bolt, Mach., 7/16" x 1-1/4"
	(14H 257 R	(3019982—	Nut, Hex., 7/16"
65	(7H 1162 N	(3019982—	Bolt, Mach., 7/16" x 2"
	(14H 257 R	(3019982—	Nut, Hex., 7/16"
66	P 45274 H	(3019982—	Support, L.H. End
67	JD 7759	(3019982—	Fitting, Grease, 1/8", Straight
68	24H 192 A	(3019982—	Washer, 9/16" x 1-1/4" (2 used)
69	(7H 1183 N	(3019982—	Bolt, Mach., 1/2" x 4-1/2" (2 used)
	(14H 259 R	(3019982—	Nut, Hex., 1/2" (2 used)
70	JD 7438 R	(3019982—	Cup, Bearing
71	JD 8128 H	(3019982—	Bearing, Roller
72	(H 22056 H	(3019982—	Spacer, Main Drive Gear Washer (540 rpm)
	(P 32379 H	(3021422—	Washer, 1-9/64" x 1-15/16" (1000 rpm)
73	(P 31543 H	(3019982—	Gear, Main Drive (540 rpm)
	(H 22050 H	(3021422—	Gear, Main Drive (1000 rpm)
74	(P 32378 H	(3019982—	Gear, Drive (540 rpm)
	(H 22065 H	(3021422—	Gear, Drive (1000 rpm)
75	P 32395 H	(3019982—	Collar
76	34H 104 H	(3019982—	Pin, Roll, 1/4" x 1-3/8"



**COMBINE, PULL-TYPE—30—POWER DRIVE REMOTE CONTROL HOUSING—(GRAIN TANK) (OPTIONAL)**  
**(USED WITH WAGON HITCH ATTACHMENT)**

 540 RPM, Serial No. (3019982—  
 1000 RPM, Serial No. (3021422—


Key	Part No.	Serial No.	Description
1	P 2597 H	(3019982—	Cap, Front
2	19H 1136 H	(3019982—	Screw, Cap, 7/16" x 1-1/8"
3	(14H 257 R	(3019982—	Bolt, Mach., 7/16" x 1-1/2" (3 used)
	Z 6572 H	(3019982—	Nut, Hex., 7/16" (3 used)
4	24H 867 H	(3019982—	Seal, Grease
5	E 2628 H	(3019982—	Washer, 2-17/32" x 3-1/8"
6	H 22057 H	(3019982—	Shim, .010"
7	L 4020 T	(3019982—	Shaft, Rear Power
8	L 468 T	(3019982—	Plug, Detent Spring (2 used)
9	L 467 T	(3019982—	Spring, Detent (2 used)
10	(AP 18071 H	(3019982—	Ball, Detent
11	21H 1039 H	(3019982—	Screw, Cap, 5/16" x 3/4", with Lock Washer (3 used)
12	H 10196 H	(3019982—	Screw, Mach., Truss Head, 5/16" x 5/8"
13	P 47783 H	(3019982—	Cover
14	11H 43 R	(3019982—	Poppet
15	(P 47779 H	(3019982—	Pin, Cotter, 1/8" x 1-1/4"
16	H 22044 H	(3021422—	Nut, Hex., Slotted, 9/16"
17	AH 11659 H	(3019982—	Fork, Shifter, Front (540 rpm)
18	P 47778 H	(3019982—	Fork, Shifter, Front (1000 rpm)
19	P 47782 H	(3019982—	Fork, Complete, Shifter, Rear
20	AP 23320 H	(3019982—	Rail, Shifter
			Sleeve, Shifter
			Lever, Complete, Shifter

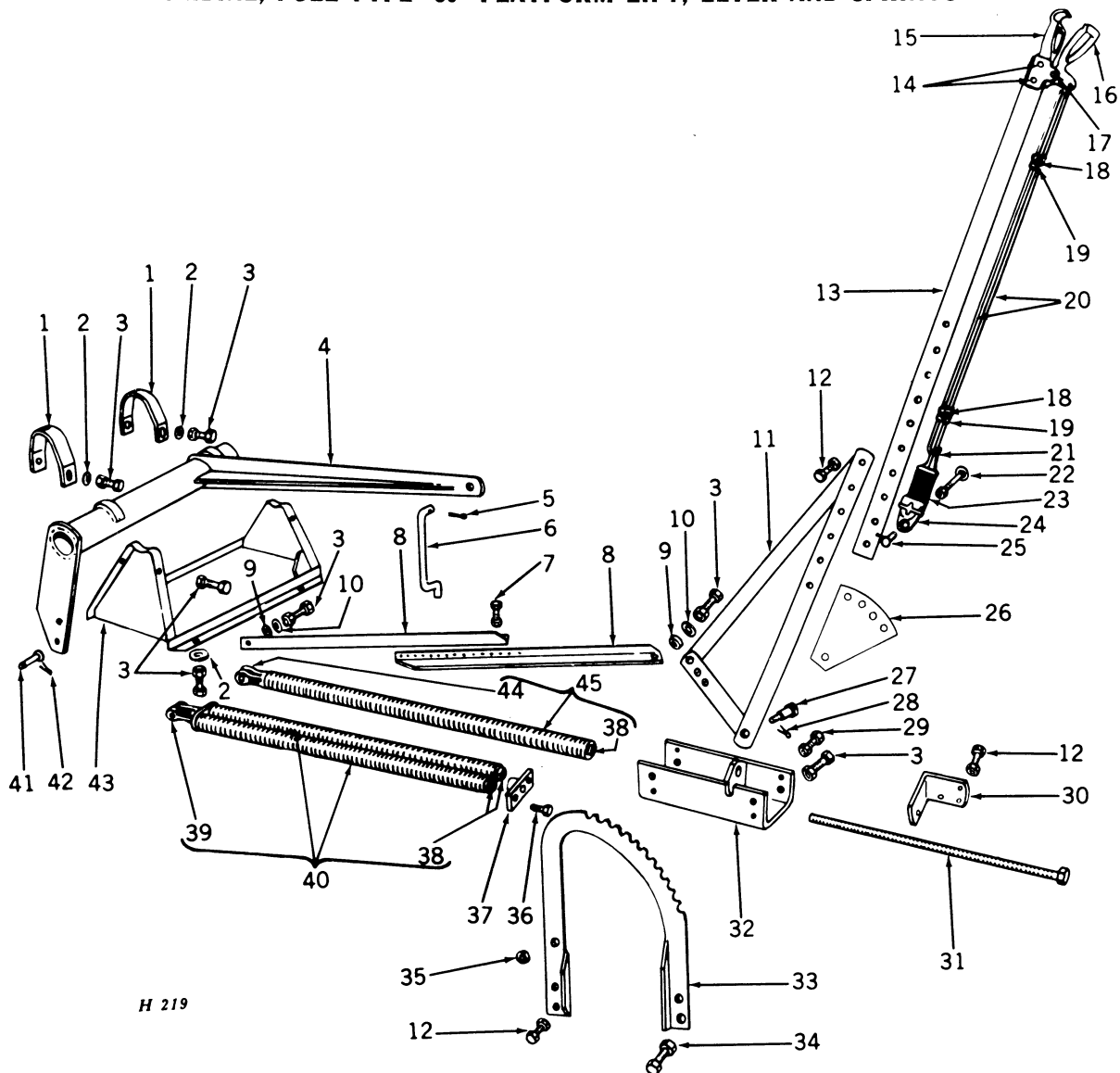


**COMBINE, PULL-TYPE—30—POWER DRIVE REMOTE CONTROL GEAR HOUSING—Continued**  
**(GRAIN TANK) (OPTIONAL) (USED WITH WAGON HITCH ATTACHMENT)**540 RPM, Serial No. (3019982— )  
1000 RPM, Serial No. (3021422— )

Key	Part No.	Serial No.	Description
21	P 47789 H	(3019982— )	Rod, Shifter
	H 22078 H	(3019982— )	Rod, Shifter (Used when Combine Is Trailed Behind Tractor Equipped with External Powershaft Speed Changer)
22	P 48458 H	(3019982— )	Support, Shifter Rod
23	7H 202 N	(3019982— )	Bolt, Mach., 5/16" x 1-1/2" (2 used)
	14H 253 R	(3019982— )	Nut, Hex., 5/16" (2 used)
24	11H 20 T	(3019982— )	Pin, Cotter, 3/32" x 3/4" (2 used)
25	P 24467 H	(3019982— )	Pin, Drilled, 5/16" x 1-1/2" (2 used)
26	P 49068 H	(3019982— )	Pin, Shifter Lever
27	24H 139 A	(3019982— )	Washer, 5/16" x 3/4" (3 used)
28	P 47777 H	(3019982— )	Spring
29	H 22061 H	(3019982— )	Gasket
30	7H 753 H	(3019982— )	Bolt, Mach., 1/2" x 1-1/2" (2 used)
	14H 259 R	(3019982— )	Nut, Hex., 1/2" (2 used)
31	AH 11658 H	(3019982— )	Housing, Main Drive Gear, Complete
	H 10195 H	(3019982— )	Sub. AH11658H
32	P 27411 H	(3019982— )	Bearing, Bronze
33	P 29030 H	(3019982— )	Gear, Driven (540 rpm)
	H 22060 H	(3021422— )	Gear, Driven (1000 rpm)
34	P 46419 H	(3019982— )	Pin, 1/4" x 1-23/32" (2 used)
35	P 28954 H	(3019982— )	Collar
36	P 28962 H	(3019982— )	Shaft
37	P 27298 H	(3019982— )	Bearing, Bronze
38	J 10544 H	(3019982— )	Seal, Grease
39	H 1706 H	(3019982— )	Pin, 5/16" x 1-7/16"
40	P 2463 H	(3019982— )	Knuckle, Drive, Male
41	P 35548 H	(3019982— )	Screw, Cap, 7/16" x 1"
42	12H 274 H	(3019982— )	Washer, Lock, 7/16" (2 used)
43	P 35601 H	(3019982— )	Washer, 15/32" x 1-3/16"
44	P 27296 H	(3019982— )	Pinion, Driven (540 rpm)
	H 22028 H	(3021422— )	Pinion, Driven (1000 rpm)
45	P 10940 H	(3019982— )	Shim, .005"
	P 10941 H	(3019982— )	Shim, .010"
46	JD 7388 H	(3019982— )	Bearing, Roller (2 used)
47	JD 7259 R	(3019982— )	Cup, Bearing (3 used)
48	P 35624 H	(3019982— )	Shaft, Driven
49	T 3119 H	(3019982— )	Key, 5/16" x 5/16" x 3-1/2"
50	P 24149 H	(3019982— )	Seal, Grease
51	14H 342 A	(3019982— )	Nut, Hex., Jam, 3/8"
52	22H 76 B	(3019982— )	Screw, Set, Sq. Hd., Cup Point, 3/8" x 7/8"
53	7H 397 N	(3019982— )	Bolt, Mach., 3/8" x 2"
	14H 255 R	(3019982— )	Nut, Hex., 3/8"
54	P 2363 H	(3019982— )	Collar, Retaining
55	JD 8104 H	(3019982— )	Bearing, Roller
56	15H 237 R	(3019982— )	Plug, Pipe, 1/2"
57	E 2627 H	(3019982— )	Shim, .010"
58	24H 880 H	(3019982— )	Washer, 1-31/32" x 2-17/32" (2 used)
59	Z 976 H	(3019982— )	Cap, Rear
60	H 22755 H	(3019982— )	Stud, 7/16" x 1-7/8"
61	14H 386 T	(3019982— )	Nut, Hex., 7/16", N.F.
62	P 45270 H	(3019982— )	Support, Angle
63	19H 1056 H	(3019982— )	Screw, Cap, 7/16" x 1" (4 used)
64	14H 257 R	(3019982— )	Nut, Hex., 7/16" (4 used)
65	P 45272 H	(3019982— )	Gusset, Brace, Angle Support
66	16H 1325 H	(3019982— )	Rivet, R.I.O.H., 3/8" x 15/16" (6 used)
67	P 45271 H	(3019982— )	Support, Brace, Angle
68	7H 569 B	(3019982— )	Bolt, Mach., 7/16" x 1-1/4"
	14H 257 R	(3019982— )	Nut, Hex., 7/16"
69	7H 1162 N	(3019982— )	Bolt, Mach., 7/16" x 2"
	14H 257 R	(3019982— )	Nut, Hex., 7/16"
70	P 45274 H	(3019982— )	Support, L.H. End
71	JD 7759	(3019982— )	Fitting, Grease, 1/8", Straight
72	24H 192 A	(3019982— )	Washer, 9/16" x 1-1/4" (2 used)
73	7H 1183 N	(3019982— )	Bolt, Mach., 1/2" x 4-1/2" (2 used)
	14H 259 R	(3019982— )	Nut, Hex., 1/2" (2 used)
74	JD 7438 R	(3019982— )	Cup, Bearing
75	JD 8128 H	(3019982— )	Bearing, Roller
76	H 22056 H	(3019982— )	Spacer, Main Drive Gear Washer (540 rpm)
	P 32379 H	(3021422— )	Washer, 1-9/64" x 1-15/16" (1000 rpm)
77	P 31543 H	(3019982— )	Gear, Main Drive (540 rpm)
	H 22050 H	(3021422— )	Gear, Main Drive (1000 rpm)
78	H 22058 H	(3019982— )	Clutch, Drive Gear
79	P 47785 H	(3019982— )	Gear, Drive (540 rpm)
	H 22059 H	(3021422— )	Gear, Drive (1000 rpm)
80	P 32395 H	(3019982— )	Collar
81	34H 104 H	(3019982— )	Pin, Roll, 1/4" x 1-3/8"



## COMBINE, PULL-TYPE—30—PLATFORM LIFT, LEVER AND SPRINGS

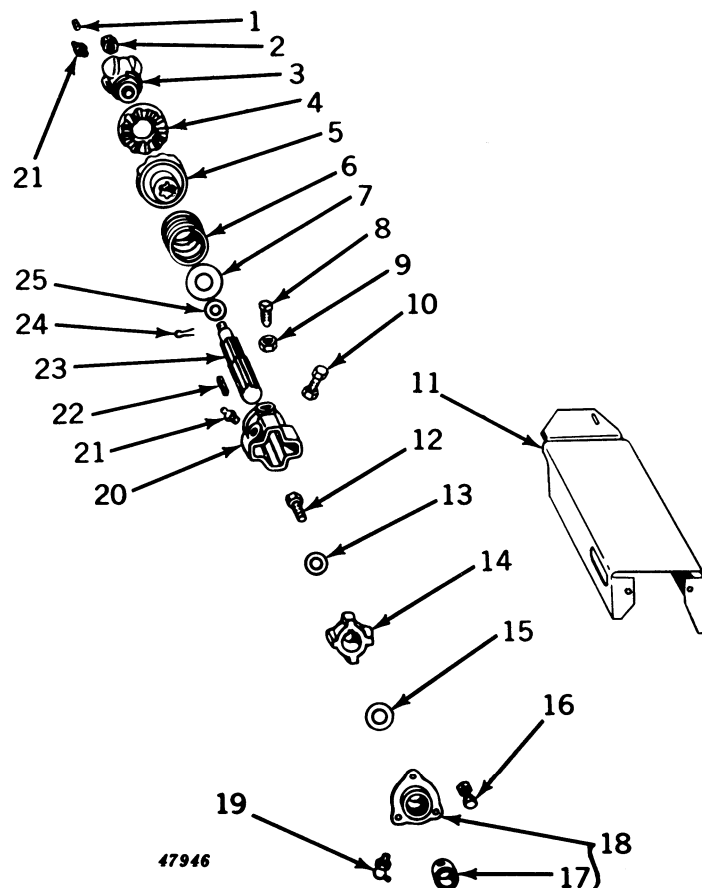


**COMBINE, PULL-TYPE—30—PLATFORM LIFT, LEVER AND SPRINGS—Continued**

Key	Part No.	Serial No.	Description
1	P 49411 H	( — )	Cap, Lifting Arm (2 used)
2	24H 192 A	( — )	Washer, 9/16" x 1-1/4" (6 used)
3	7H 733 H	( — )	Bolt, Mach., 1/2" x 1-1/4", with Nut (13 used)
4	AP 24494 H	( — )	Arm, Lifting
5	11H 109 B	( — )	Pin, Cotter, 1/4" x 1"
6	H 21249 H	( — )	Link, Lifting Arm to Cutter Bar (Sub. for P49412H)
7	7H 159 H	( — )	Bolt, Mach., 5/16" x 3/4", with Nut (2 used)
8	P 45407 H	( — )	Angle, Lever, Lifting (2 used)
9	P 45406 H	( — )	Spacer, Lifting Angles (2 used)
10	24H 186 H	( — )	Washer, 17/32" x 1-1/4" (2 used)
11	AP 21669 H	( — )	Lever, Lower
12	7H 345 H	( — )	Bolt, Mach., 3/8" x 1-1/4", with Nut (6 used)
	7H 383 E	( — )	Bolt, Mach., 3/8" x 1-3/4" (Used when Combine is Trailed Behind Tractor Equipped with External Powershaft Speed Changer)
	14H 255 R	( — )	Nut, Hex., 3/8"
13	P 50903 H	( — )	Lever, Upper (With PK2121H, Sub. for P28810H)
	H 23068 H	( — )	Lever, Upper (Used when Combine is Trailed Behind Tractor Equipped with External Powershaft Speed Changer)
14	16H 717 H	( — PF-307785)	Rivet, R.I.O.H., 1/4" x 1-3/16" (2 used)
	16H 732 A	(PF-307786 — )	Rivet, R.I.O.H., 1/4" x 1-3/8" (2 used)
15	P 2582 H	( — PF-307785)	Handle, Spade
	PK 2121 H	(PF-307786 — )	
16	P 2810 H	( — )	Latch, Hand
17	16H 701 A	( — )	Rivet, R.I.O.H., 1/4" x 1"
18	2H 58 H	( — )	Bolt, Cge., 1/4" x 3/4", with Nut (2 used)
19	J 6759 H	( — )	Clamp, Detent Rod (4 used)
20	P 20201 H	( — )	Rod, Detent (2 used)
21	Y 4935 D	( — )	Detent, Lever (2 used)
22	2H 334 H	( — )	Bolt, Cge., 3/8" x 1-1/2", with Nut
	2H 306 R	( — )	Bolt, Cge., 3/8" x 1", with Nut (Used when Combine is Trailed Behind Tractor Equipped with External Powershaft Speed Changer)
23	Y 3082 BD	( — )	Spring, Detent (2 used)
24	Y 4620 BD	( — )	Box, Detent
25	16H 1343 A	( — )	Rivet, Ctsk. Hd., 3/8" x 1-1/4"
26	P 27816 H	( — )	Quadrant, Lever Adjusting (Used when Combine is Trailed Behind Tractor Equipped with External Powershaft Speed Changer)
27	P 31999 H	( — )	Bolt, Shoulder, Drilled
28	11H 39 R	( — )	Pin, Cotter, 1/8" x 3/4"
29	7H 1026 H	( — )	Bolt, Mach., 3/8" x 1", with Nut (3 used)
30	P 45403 H	( — )	Bracket, Adjusting Bolt (Powr-Trol Lift)
31	P 45428 H	( — )	Bolt, Adjusting, 5/8" x 17-1/4"
32	AP 21668 H	( — )	Support, Sector
33	AP 12418 H	( — )	Ratchet, Lifting Lever
34	7H 738 H	( — )	Bolt, Mach., 1/2" x 1-3/8", with Nut (2 used)
35	14H 257 R	( — )	Nut, Hex., 7/16"
36	8H 556 H	( — )	Bolt, Mach., 5/8" x 2" (Used with Hand Lift Lever) (2 used)
37	AP 12992 H	( — )	Bracket, Double Spring (Used with Hand Lift Lever)
38	P 2936 H	( — )	Nut, Spring
39	PK 1420 H	( — )	Clevis, Spring (Used with Hand Lift Lever)
40	AP 21769 H	( — )	Spring, Double, Complete (Used with Hand Lift Lever)
41	P 32778 H	( — )	Pin, 1/2" x 2", Drilled
42	11H 80 R	( — )	Pin, Cotter, 3/16" x 1"
43	AP 24493 H	( — )	Support, Lifting Arm
44	PK 1421 H	( — )	Clevis, Spring (Used with Powr-Trol Lift Parts)
45	AP 21770 H	( — )	Spring, Complete (Used with Powr-Trol Lift Parts)

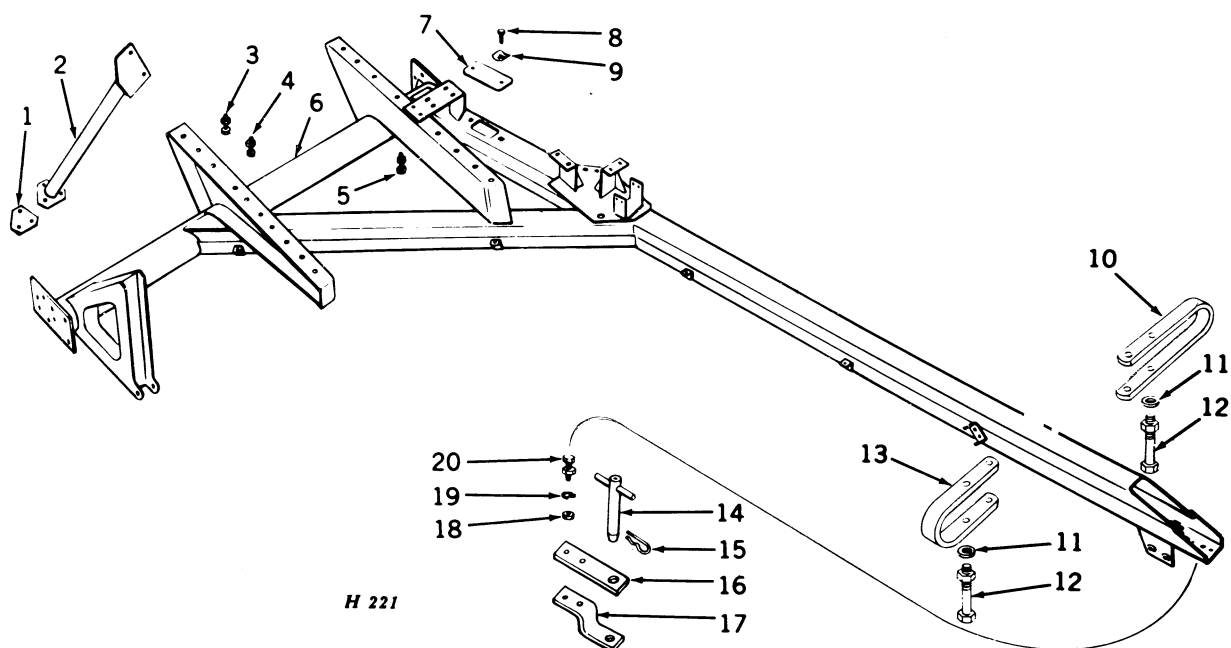


## COMBINE, PULL-TYPE—30—GRAIN TANK DRIVE (POWER DRIVE)



Key	Part No.	Serial No.	Description
1	S 8953 H (	—	) Plug, Pipe, 1/8" (1 used through Serial No. 3019981; 2 used, Serial No. 3019982 and Up)
2	14H 521 M (	—	) Nut, Hex., Slotted, 1/2"
3	P 2559 H (	—	) Knuckle, Front Drive, Female
4	PK 1452 H (	—	) Clutch, Slip, Front Half
5	PK 1453 H (	—	) Clutch, Slip, Rear Half
6	P 27808 H (	—	) Spring, Slip Clutch
7	24H 562 R (	—	) Washer, Wrought, 7/8" x 2"
8	22H 76 B (	—	) Screw, Set, Sq. Hd., Cup Point, 3/8" x 7/8"
9	14H 342 A (	—	) Nut, Hex., Jam, 3/8"
10	7H 814 R (	—	) Bolt, Mach., 1/2" x 2-1/4", with Nut
11	AP 24506 H (	—	) Shield
12	AP 18071 H (	—	) Screw, Cap, 5/16" x 3/4", with Lock Washer
13	24H 791 H (	—	) Washer, Wrought, 11/32" x 31/32"
14	PK 626 H (	—	) Knuckle, Rear Drive, Male
15	J 3461 H (	—	) Washer, Spacer, 29/32" x 1-5/8" (3 used)
16	7H 159 H (	—	) Bolt, Mach., 5/16" x 3/4", with Nut (3 used)
17	E 124 H (	—	) Bearing, Bronze
18	(AP 10464 H (	—	) Box, Bearing, Complete
	(P 2421 H (	—	) Sub. AP10464H
19	JD 7760 (	—	) Fitting, Grease, 1/8", 67-1/2°
20	P 2558 H (	—	) Knuckle, Rear Drive, Female
21	JD 7759 (	—	) Fitting, Grease, 1/8", Straight (2 used, through Serial No. 3019981; 1 used, Serial No. 3019982 and Up)
22	B 5755 H (	—	) Key, 1/4" x 1/4" x 1-3/8"
23	P 39018 H (	—	) Shaft
24	11H 20 T (	—	) Pin, Cotter, 3/32" x 3/4"
25	P 28692 H (	—	) Washer, Thrust, 17/32" x 1"

**COMBINE, PULL-TYPE—No. 65—TRACTOR HITCH**  
 (Combines with PTO Drive)  
 Serial No. (65-9451—)

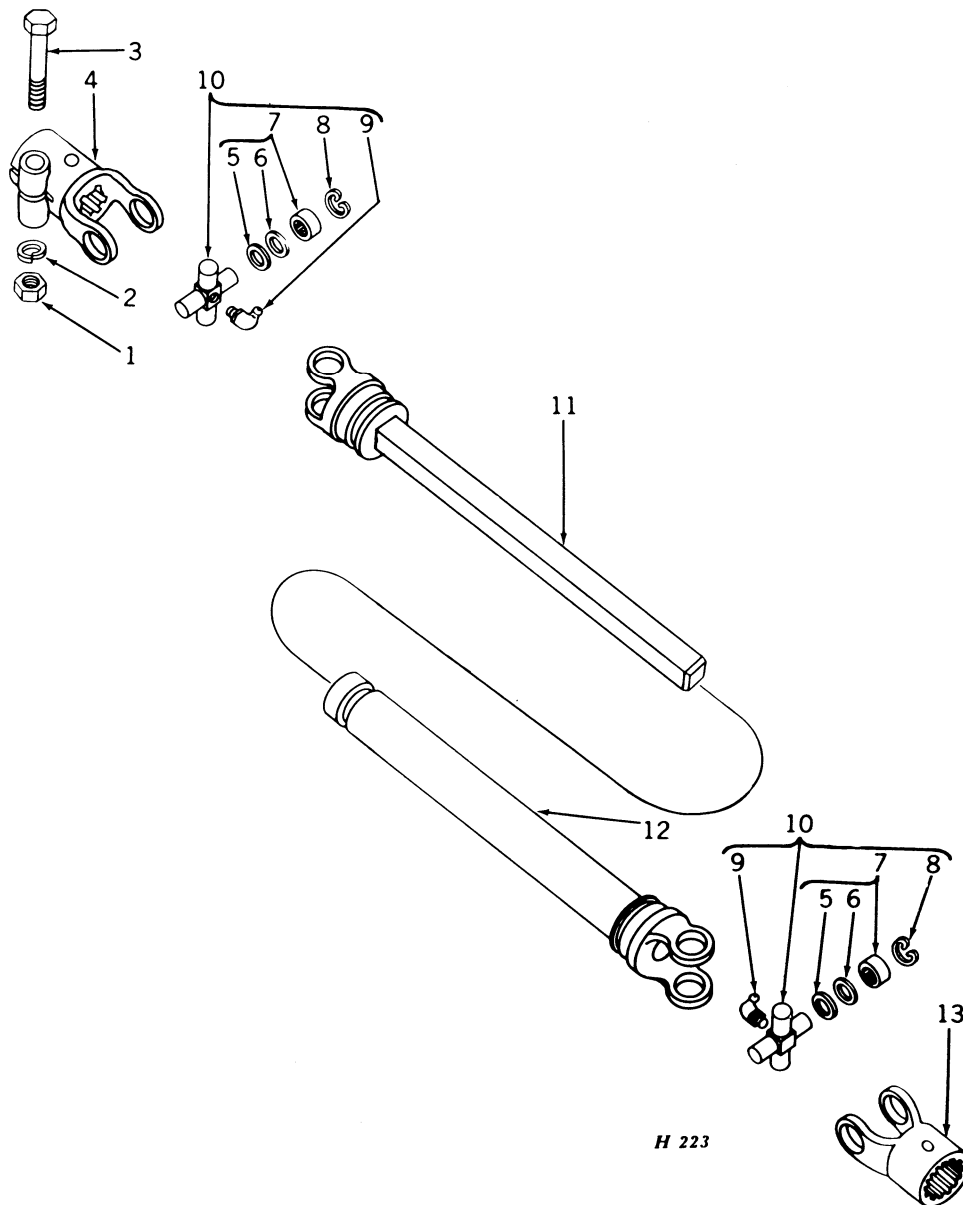


Key	Part No.	Serial No.	Description
1	P 44697 H	( 65-9451— )	Plate, Spacer, Brace (Spike-Tooth Cylinder Combines only)
2	AP 21117 H	( 65-9451— )	Brace, Front, Upper Half (Spike-Tooth Cylinder Combines only)
3	( 19H 448 R	( 65-9451— )	Screw, Cap, 1/2" x 1-1/4" (4 used)
	( 19H 462 N	( 65-9451— )	Screw, Cap, 1/2" x 1-1/2" (4 used)
	( 14H 259 R	( 65-9451— )	Nut, Hex., 1/2" (8 used)
4	( 19H 218 D	( 65-9451— )	Screw, Cap, 3/8" x 1" (8 used)
	( 19H 988 N	( 65-9451— )	Screw, Cap, 3/8" x 1-1/4" (4 used)
	( 14H 255 R	( 65-9451— )	Nut, Hex., 3/8" (12 used)
5	2H 322 R	( 65-9451— )	Bolt, Cge., 3/8" x 1-1/4", with Nut
6	AH 11205 H	( 65-9451— )	Hitch, Tractor, Complete
7	P 43039 H	( 65-9451— )	Cover
8	19H 1137 N	( 65-9451— )	Screw, Cap, 5/16" x 1-1/4" (2 used)
9	P 43033 H	( 65-9451— )	Nut, Speed, 5/16" (2 used)
10	H 22991 H	( 65-10238— )	Bracket, Stop, L.H. (1000 rpm)
11	12H 13 R	( 65-10238— )	Washer, Lock, 1/2" (2 used) (1000 rpm)
12	( 8H 3119 H	( 65-10238— )	Bolt, Mach., 1/2" x 8-3/4" (2 used) (1000 rpm)
	( 14H 259 R	( 65-10238— )	Nut, Hex., 1/2" (2 used) (1000 rpm)
13	H 22990 H	( 65-10238— )	Bracket, Stop, R.H. (1000 rpm)
14	AH 11211 H	( 65-9451— )	Pin, Assembly Hitch
15	28316 A	( 65-9451— )	Pin, Spring Locking
16	H 21746 H	( 65-9451— )	Clevis, Half, Straight
17	H 21745 H	( 65-9451— )	Clevis, Half, Offset
18	14H 263 R	( 65-9451— )	Nut, Hex., 5/8" (2 used)
19	12H 15 R	( 65-9451— )	Washer, Lock, 5/8" (2 used)
20	( 19H 1655 H	( 65-9451— )	Screw, Cap, 5/8" x 3-1/4" (2 used)
	( 14H 263 R	( 65-9451— )	Nut, Hex., 5/8" (2 used)





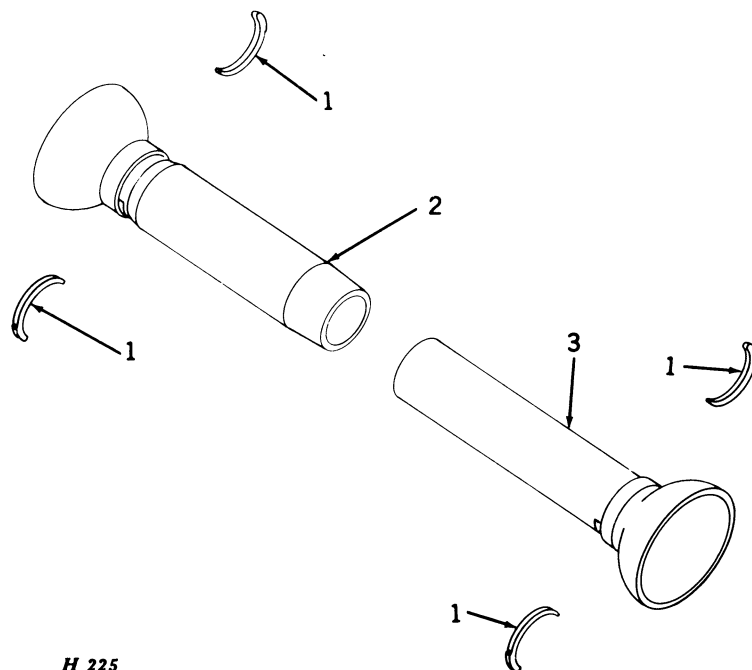
**COMBINE, PULL-TYPE—No. 65—POWERSHAFT (TRACTOR TO COMBINE)**  
**Serial No. (65-10238—)**  
**(Combines with PTO Drive—1000 RPM)**



H 223

Key	Part No.	Serial No.	Description
1	14H 259 R	(65-10238—	) Nut, Hex., 1/2"
2	12H 13 R	(65-10238—	) Lock Washer, 1/2"
3	19H 1007 T	(65-10238—	) Screw, Cap, 1/2" x 3"
4	H 22135 H	(65-10238—	) Joint on Tractor, 1-3/8" Spline
5	P 49553 H	(65-10238—	) Washer, Grease (Cork) (8 used)
6	P 49552 H	(65-10238—	) Retainer, Grease Washer (8 used)
7	AP 24579 H	(65-10238—	) Bearing and Cup Assembly (8 used)
8	P 49554 H	(65-10238—	) Ring, Snap (8 used)
9	JD 7760	(65-10238—	) Fitting, Grease, 1/8", 67-1/2° (2 used)
10	AP 24580 H	(65-10238—	) Connection, Complete with Bearings and Snap Rings (2 used)
11	AH 11668 H	(65-10238—	) Shaft and Yoke Assembly, Length 19"
12	AH 11669 H	(65-10238—	) Tube and Yoke Assembly, Length 17-1/4"
13	H 23009 H	(65-10238—	) Joint on Combine

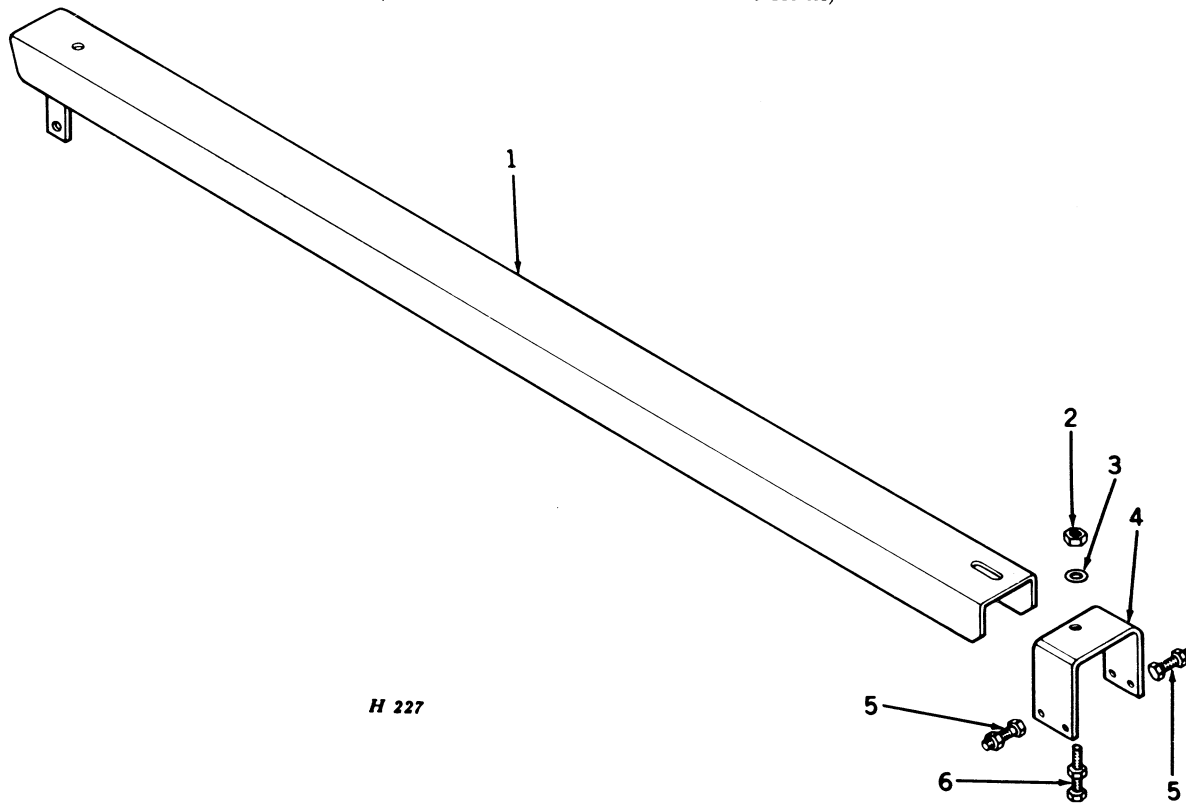
**COMBINE, PULL-TYPE—No. 65—SHIELD FOR POWERSHAFT (TRACTOR TO COMBINE)**  
**Serial No. (65-10238—)**  
**(Combines with PTO Drive—1000 RPM)**



**H 225**

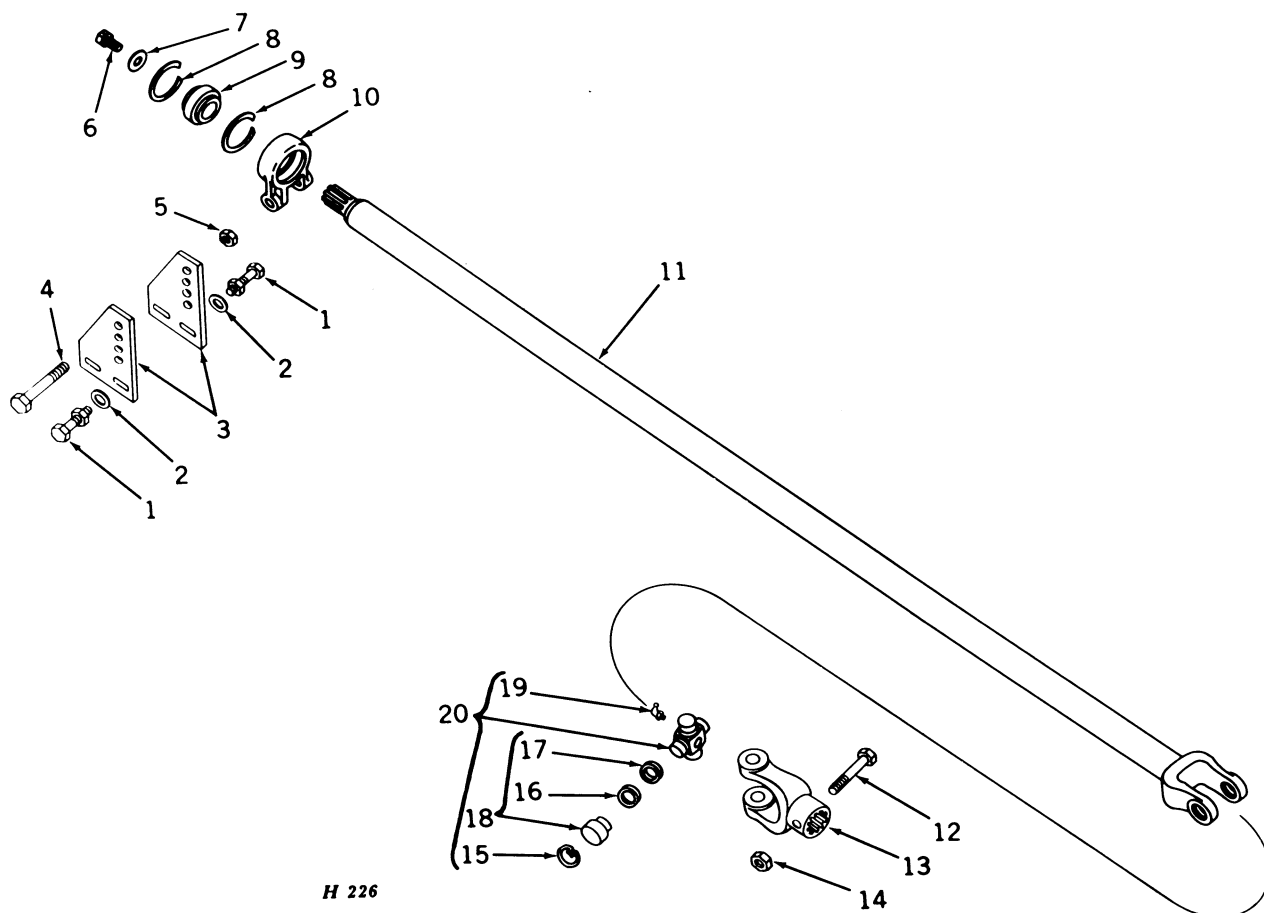
Key	Part No.	Serial No.	Description
1	H 22039 H	(65-10238—	) Bearing, Half (4 used)
2	AH 12257 H	(65-10238—	) Shield, Front, Length 17-5/16"
3	AH 12258 H	(65-10238—	) Shield, Rear, Length 16-13/16"

**COMBINE, PULL-TYPE—No. 65—SHIELD FOR POWERSHAFT (ON HITCH)**  
 Serial No. (65-10238—)  
 (Combines with PTO Drive—1000 RPM)



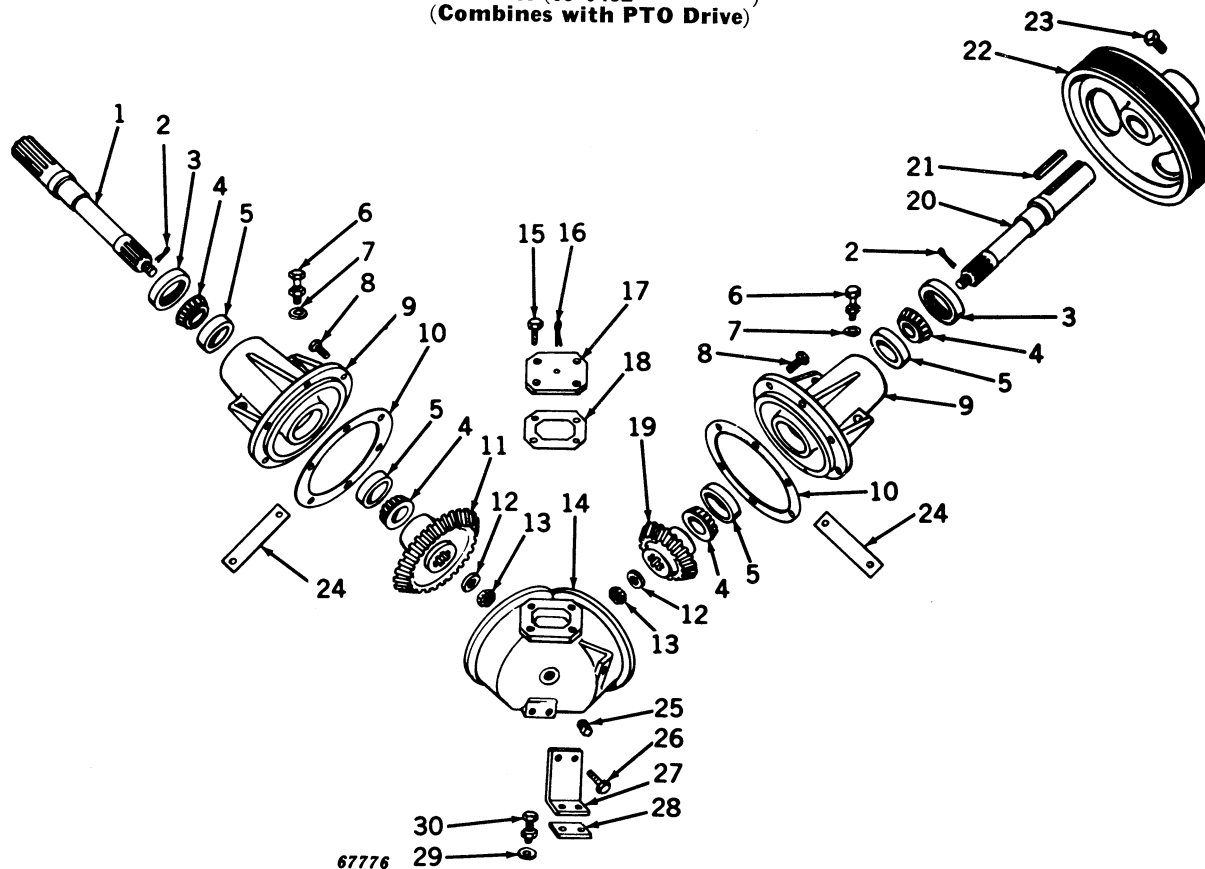
Key	Part No.	Serial No.	Description
1	AH 12259 H	(65-10238—	) Shield
2	14H 255 R	(65-10238—	) Nut, Hex., 3/8"
3	24H 154 R	(65-10238—	) Washer, 25/64" x 7/8"
4	H 21728 H	(65-10238—	) Support, Shield
5	(7H 324 H	(65-10238—	) Bolt, Mach., 3/8" x 1" (4 used)
	(14H 255 R	(65-10238—	) Nut, Hex., 3/8" (4 used)
6	(7H 344 E	(65-10238—	) Bolt, Mach., 3/8" x 1-1/4"
	(14H 255 R	(65-10238—	) Nut, Hex., 3/8"

**COMBINE, PULL-TYPE—No. 65—POWERSHAFT**  
**Serial No. (65-10238—)**  
**(Combines with PTO Drive—1000 RPM)**



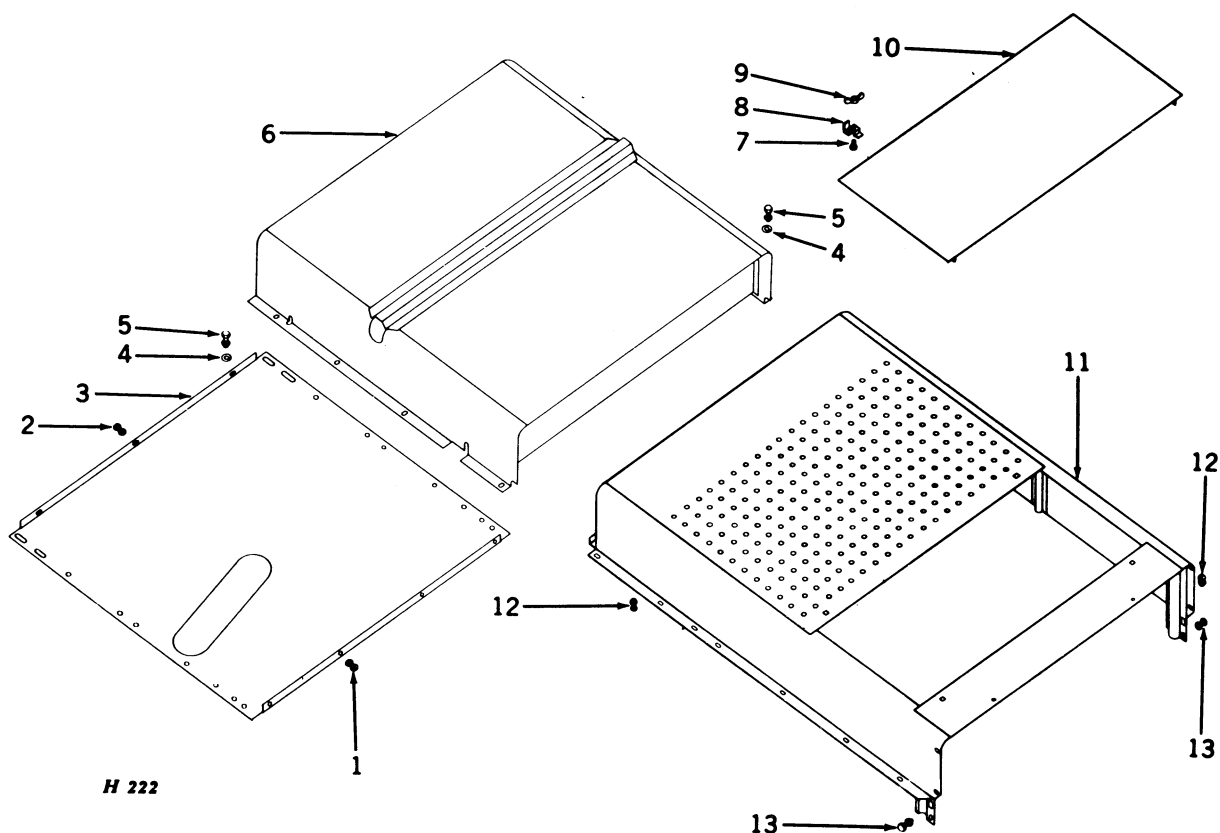
Key	Part No.	Serial No.	Description
1	(7H 324 H	(65-10238—	) Bolt, Mach., 3/8" x 1" (4 used)
	14H 255 R	(65-10238—	) Nut, Hex., 3/8" (4 used)
2	24H 154 R	(65-10238—	) Washer, 25/64" x 7/8" (4 used)
3	H 22084 H	(65-10238—	) Plate, Support, Powershaft (2 used)
4	19H 1560 H	(65-10238—	) Screw, Cap, 5/8" x 5-1/2"
5	P 49075 H	(65-10238—	) Nut, Lock, 5/8"
6	P 46327 H	(65-10238—	) Screw, Cap, 7/16" x 7/8", N.F., Drilled Head
7	24H 1154 H	(65-10238—	) Washer, 15/32" x 1-7/16"
8	P 46874 H	(65-10238—	) Ring, Snap (2 used)
9	JD 8523 H	(65-10238—	) Bearing, Ball
10	PK 1924 H	(65-10238—	) Housing, Bearing
11	AH 11671 H	(65-10238—	) Powershaft Assembly
12	19H 1214 M	(65-10238—	) Screw, Cap, 5/16" x 2-3/4"
13	H 22080 H	(65-10238—	) Joint, Universal
14	P 48364 H	(65-10238—	) Nut, Elastic Stop, 5/16"
15	P 49554 H	(65-10238—	) Ring, Snap (4 used)
16	P 49552 H	(65-10238—	) Retainer, Grease Washer (4 used)
17	P 49553 H	(65-10238—	) Washer, Grease (Cork) (4 used)
18	AP 24579 H	(65-10238—	) Bearing and Cup Assembly (4 used)
19	JD 7760	(65-10238—	) Fitting, Grease, 1/8", 67-1/2°
20	AP 24580 H	(65-10238—	) Connection, Complete with Bearings and Snap Rings

**COMBINE, PULL-TYPE—No. 65—POWER DRIVE GEAR HOUSING**  
**Serial No. (65-9451—)**  
**(Combines with PTO Drive)**



Key	Part No.	Serial No.	Description
1	H 21764 H	( 65-9451— )	Shaft, Drive
2	11H 84 R	( 65-9451— )	Pin, Cotter, 3/16" x 1-1/2" (2 used)
3	AH 11966 H	( 65-9451— )	Seal, Grease (2 used)
4	JD 8194 T	( 65-9451— )	Bearing, Roller (4 used)
5	JD 8230 T	( 65-9451— )	Cup, Bearing (4 used)
6	(19H 482 B	( 65-9451— )	Screw, Cap, 1/2" x 2" (4 used)
	(14H 259 R	( 65-9451— )	Nut, Hex., 1/2" (4 used)
7	24H 796 H	( 65-9451— )	Washer, 17/32" x 15/16" (4 used)
8	19H 988 N	( 65-9451— )	Screw, Cap, 3/8" x 1-1/4" (12 used)
9	H 10174 H	( 65-9451— )	Housing, Bearing (2 used)
10	(H 21762 H	( 65-9451— )	Shim, .003"
	(H 21763 H	( 65-9451— )	Shim, .010"
11	(H 21766 H	( 65-9451— )	Gear, Bevel (540 rpm)
	(H 21767 H	( 65-10238— )	Gear, Pinion (1000 rpm)
12	24H 685 R	( 65-9451— )	Washer, 29/32" x 1-3/4" (2 used)
13	14H 537 D	( 65-9451— )	Nut, Hex., Slotted, 7/8", N.F. (2 used)
14	H 10173 H	( 65-9451— )	Housing, Gear
15	AP 18071 H	( 65-9451— )	Screw, Cap, 5/16" x 3/4", with Lock Washer (4 used)
16	11H 37 B	( 65-9451— )	Pin, Cotter, 1/8" x 1/2"
17	AH 11217 H	( 65-9451— )	Cover
18	H 21759 H	( 65-9451— )	Gasket
19	(H 21767 H	( 65-9451— )	Gear, Pinion (540 rpm)
	(H 21766 H	( 65-10238— )	Gear, Bevel (1000 rpm)
20	H 21765 H	( 65-9451— )	Shaft, Driven
21	P 14871 H	( 65-9451— )	Key, 3/8" x 3/8" x 3"
22	H 10175 H	( 65-9451— )	Pulley, Separator Drive, 16" Dia.
23	(22H 152 B	( 65-9451— 65-10000 )	Screw, Set, Sq. Hd., Cup Point, 1/2" x 1" (2 used)
	(22H 162 R	( 65-10001— )	Screw, Set, Sq. Hd., Cup Point, 1/2" x 1-1/2" (2 used)
	(14H 259 R	( 65-10001— )	Nut, Hex., 1/2" (2 used)
24	H 21758 H	( 65-9451— )	Shim (Used as Required)
25	15H 237 R	( 65-9451— )	Plug, Pipe, 1/2" (2 used)
26	AP 17988 H	( 65-9451— )	Screw, Cap, 3/8" x 1", with Lock Washer (2 used)
27	H 21768 H	( 65-9451— )	Bracket, Support
28	H 21757 H	( 65-9451— )	Shim (Used as Required)
29	24H 154 R	( 65-9451— )	Washer, 25/64" x 7/8" (4 used)
30	7H 345 H	( 65-9451— )	Bolt, Mach., 3/8" x 1-1/4", with Nut (2 used)

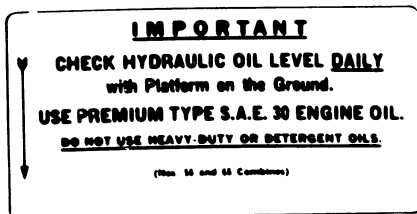
**COMBINE, PULL-TYPE—No. 65—SEPARATOR TOP SHEETS**  
 Serial No. (65-10001— )



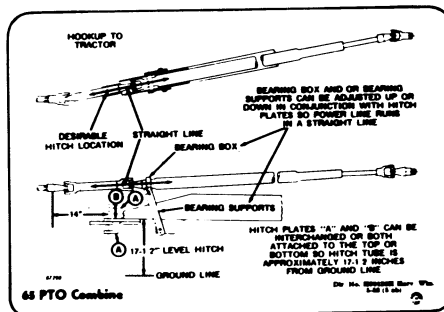

Key	Part No.	Serial No.	Description
1	(21H 588 T 14H 609 E)	(65-10001— (65-10001—	) Screw, Mach., Rd. Hd., 1/4" x 3/8" (2 used)
2	(21H 1003 H 14H 609 E)	(65-10001— (65-10001—	) Nut, Hex., 1/4" (2 used)
3	P 467 H	(65-10001—	) Screw, Mach., Truss Head, 1/4" x 5/8" (3 used)
4	(24H 154 R 7H 306 B 14H 255 R)	(65-10001— (65-10001— (65-10001—	) Nut, Hex., 1/4" (3 used)
5	24H 154 R	(65-10001—	) Top Sheet, Front
6	AH 11688 H	(65-10001—	) Washer, 25/64" x 7/8" (Combines with PTO Drive) (6 used)
7	2H 155 H	(65-10001—	) Bolt, Mach., 3/8" x 3/4" (Combines with PTO Drive) (4 used)
8	P 47159 H	(65-10001—	) Nut, Hex., 3/8" (Combines with PTO Drive) (4 used)
9	14H 704 H	(65-10001—	) Top Sheet, Front (Combines with PTO Drive)
10	P 51406 H	(65-10001—	) Bolt, Cge., 5/16" x 3/4" (4 used)
11	AP 26818 H	(65-10001—	) Clip, Door Retainer (4 used)
12	(21H 1003 H 14H 609 E)	(65-10001— (65-10001—	) Nut, Wing, 5/16" (4 used)
13	(7H 324 H 14H 255 R)	(65-10001— (65-10001—	) Door
			) Top Sheet, Rear
			) Screw, Mach., Truss Head, 1/4" x 5/8" (11 used)
			) Nut, Hex., 1/4" (11 used)
			) Bolt, Mach., 3/8" x 1" (2 used)
			) Nut, Hex., 3/8" (2 used)

COMBINE, PULL-TYPE—No. 65—DECALCOMANIA SET  
Serial No. (65-1225— )

# JOHN DEERE



# 65



H 228

Part No.	Description
AH 11141 H	Decalcomania Set Consisting of: (Sub. for AP21420H) "John Deere" (2 used) "Leaping Deer" (2 used) "Hydraulic Oil Level" (Combines with Engine Drive) "No. 65" "Donaldson Air Cleaner" (Combines with Engine Drive) "Pressure Cooling System" (Combines with Engine Drive) "Tractor Hookup"—540 (Combines with PTO Drive) "Tractor Hookup"—1000 (Combines with PTO Drive) (Instructions for Applying Are Included)

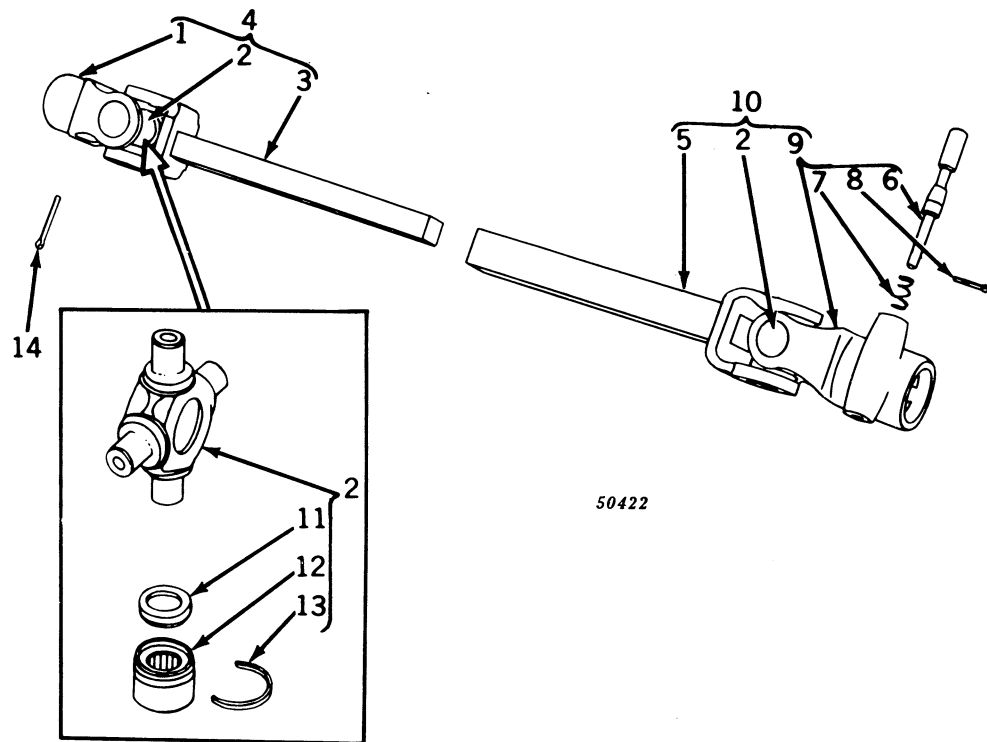
## HIGHWAY SAFETY LIGHTING

Serial No. ( — )

Part No.	Description
JD 134 B	Tape, Reflective, Red, 2" x 8" (One used on Rear Side of Unloading Auger; One used on Rear Hood; One used on Rear, Right-Hand End of Cutting Platform; One used on Outer End of Cutting Platform When Cutting Platform Is to be Transported Behind Separator)
JD 138 B	Tape, Reflective, Silver, 2" x 8" (One used on Front Side of Unloading Auger)

## RAKE, SIDE-DELIVERY—350

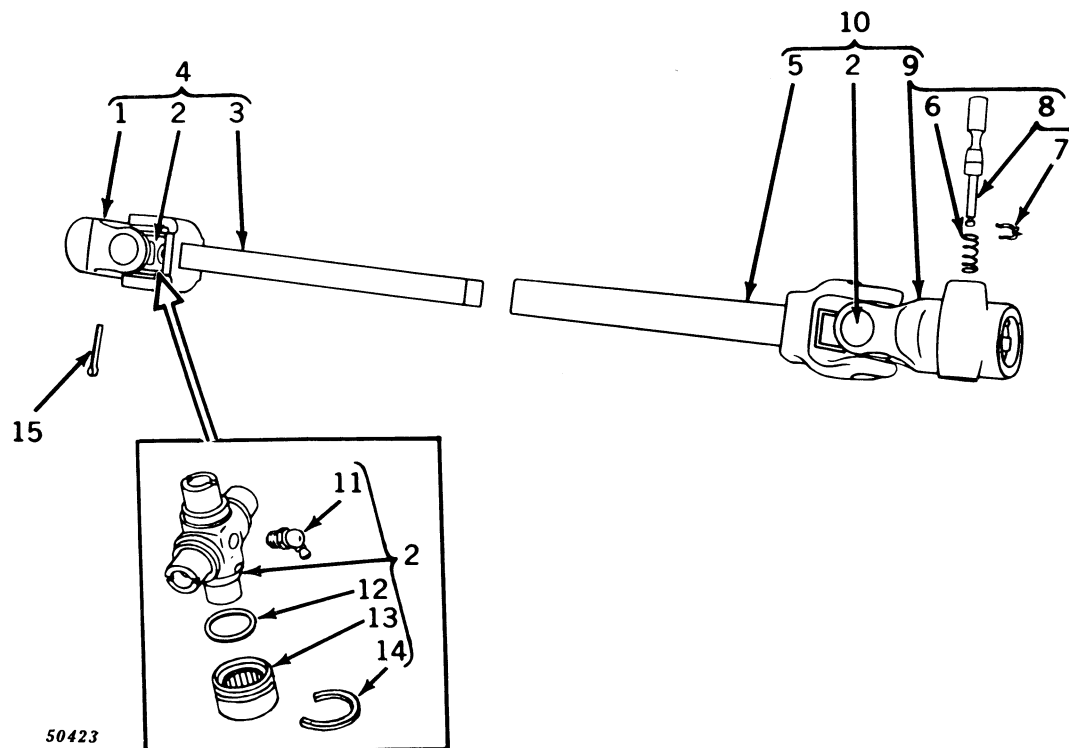
## 1000 RPM TRACTOR HOOK-UP (MECHANICS)



Key	Part No.	Serial No.	Description
1	G 6829 E	( — )	Yoke
2	AJ 7331 H	( — )	Spider and Bearing Assembly (2 used)
3	{ AE 10601 E	( — )	Fork and Shaft Assembly (Integral)
	{ AG 900 E	( — )	Fork and Shaft Assembly (Semi-Integral)
4	{ AE 10602 E	( — )	Joint and Shaft Assembly (Integral)
	{ AG 901 E	( — )	Joint and Shaft Assembly (Semi-Integral)
5	{ AE 10604 E	( — )	Fork and Tube Assembly (Integral)
	{ AG 898 E	( — )	Fork and Tube Assembly (Semi-Integral)
6	C 10979 C	( — )	Pin, Lock
7	J 16563 N	( — )	Spring
8	11H 37 B	( — )	Pin, Cotter, 1/8" x 1/2"
9	AE 11199 E	( — )	Yoke Assembly, Quick Detachable
10	{ AE 10605 E	( — )	Joint and Tube Assembly (Integral)
	{ AE 10600 E	( — )	Joint and Tube Assembly (Semi-Integral)
11	J 13218 H	( — )	Washer, Cork (8 used)
12	J 13213 H	( — )	Bearing (8 used)
13	J 13214 H	( — )	Ring, Snap (8 used)
14	11H 90 H	( — )	Pin, Cotter, 3/16" x 2-1/4"

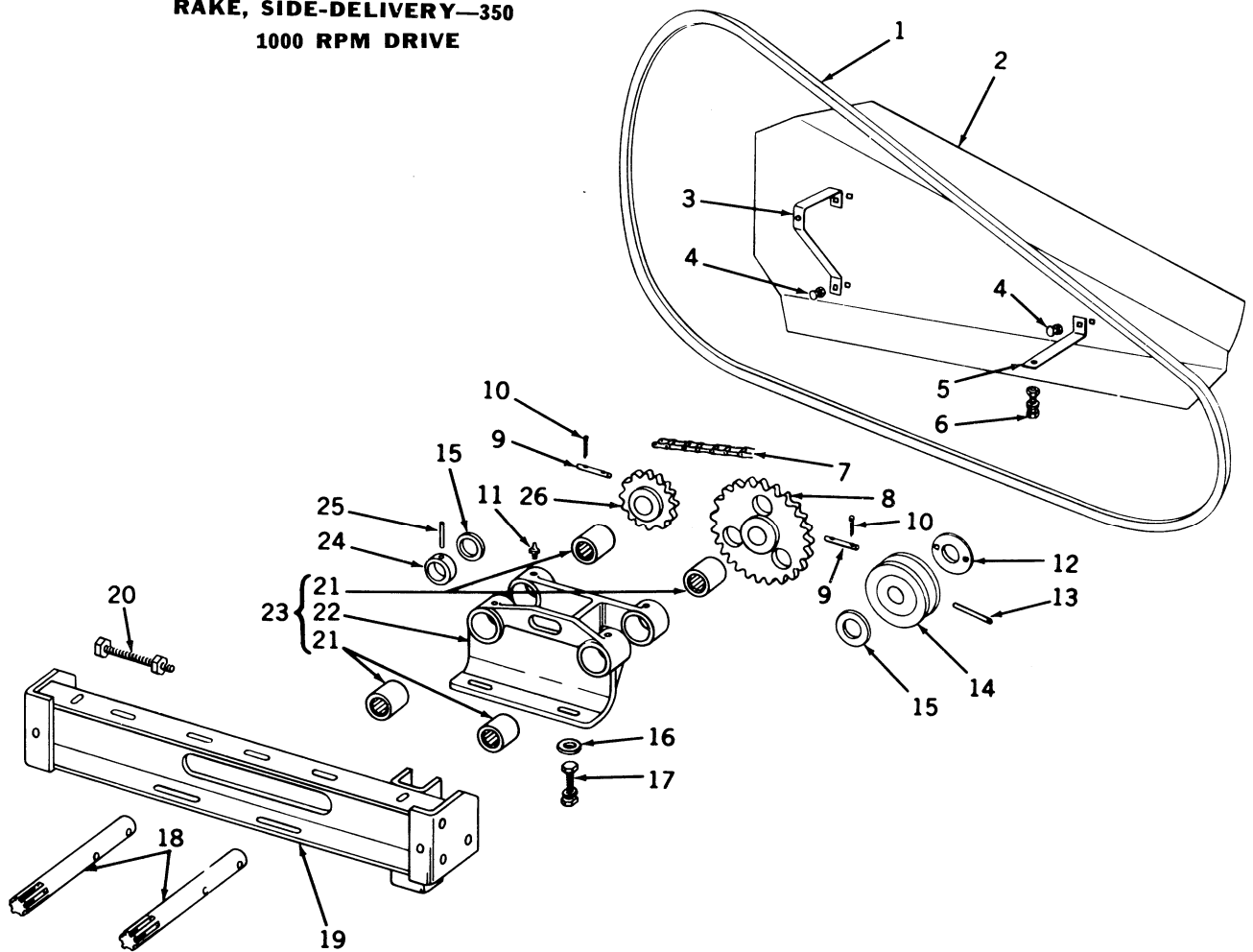


**RAKE, SIDE-DELIVERY—350**  
**1000 RPM TRACTOR HOOK-UP (ROCKWELL STANDARD)**



Key	Part No.	Serial No.	Description
1	E 4294 E	( — )	Yoke
2	AE 793 E	( — )	Spider and Bearing Assembly (2 used)
3	(AE 10610 E	( — )	Fork and Shaft Assembly (Integral)
	AG 948 E	( — )	Fork and Shaft Assembly (Semi-Integral)
4	(AE 10608 E	( — )	Joint and Shaft Assembly (Integral)
	AG 949 E	( — )	Joint and Shaft Assembly (Semi-Integral)
5	(AE 10607 E	( — )	Fork and Tube Assembly (Integral)
	AG 946 E	( — )	Fork and Tube Assembly (Semi-Integral)
6	H 22802 E	( — )	Spring
7	Z 9785 E	( — )	Retainer
8	AH 12250 H	( — )	Pin and Retainer Assembly
9	AC 10519 C	( — )	Yoke Assembly, Quick Detachable
10	(AE 10613 E	( — )	Joint and Tube Assembly (Integral)
	AE 10612 E	( — )	Joint and Tube Assembly (Semi-Integral)
11	JD 7760	( — )	Fitting, Grease, 67-1/2", 1/8" (2 used)
12	E 4297 E	( — )	Washer, Cork (8 used)
13	E 4296 E	( — )	Bearing (8 used)
14	E 4298 E	( — )	Ring, Snap (8 used)
15	11H 90 H	( — )	Pin, Cotter, 3/16" x 2-1/4"

**RAKE, SIDE-DELIVERY—350**  
**1000 RPM DRIVE**

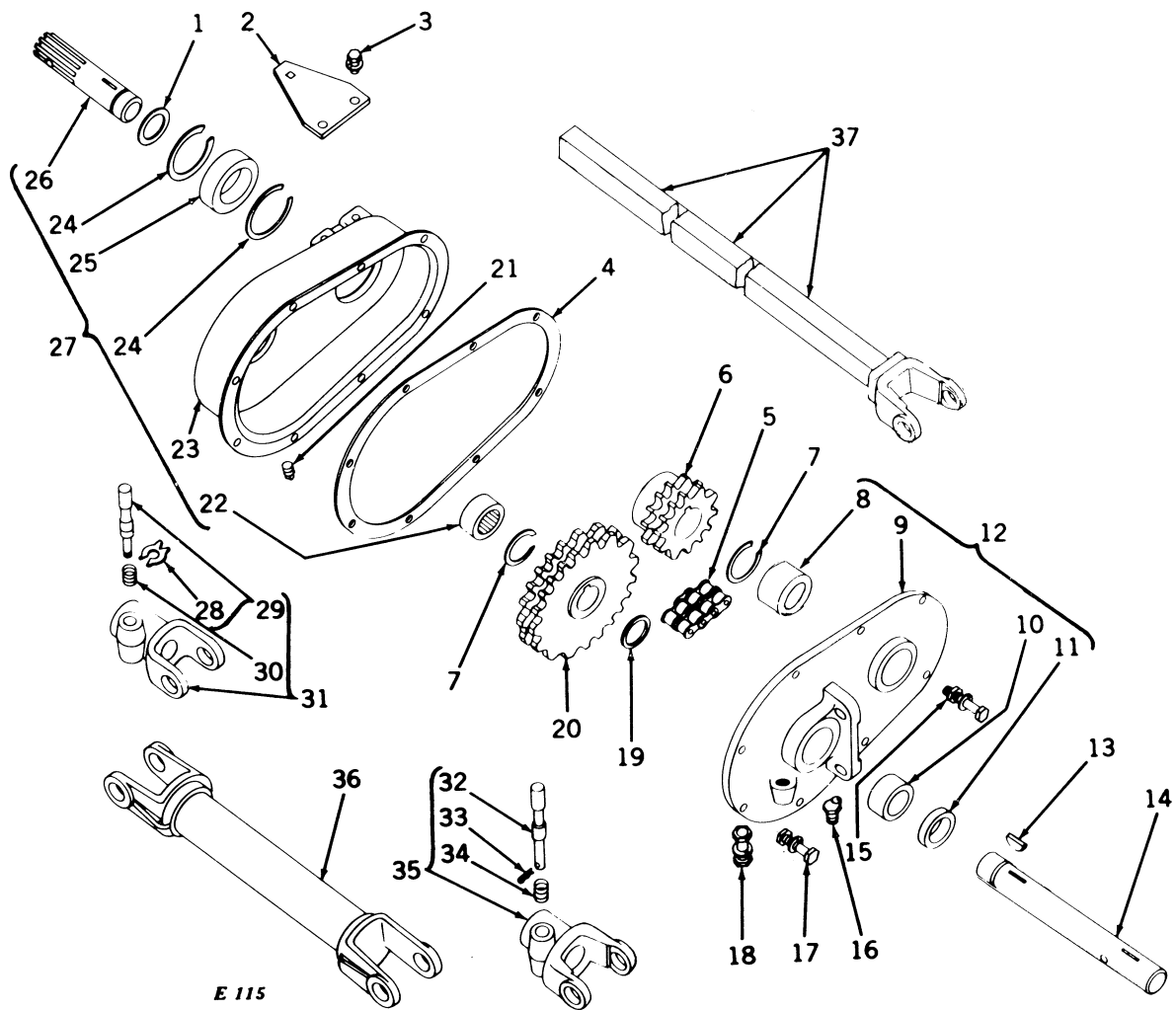


E 160

Key	Part No.	Serial No.	Description
1	E 11190 E	( )	Belt, Drive
2	G 6871 E	( )	Shield
3	E 11186 E	( )	Brace, Shield
4	(2H 156 H 12H 10 R	( )	Bolt, Cge., 5/16" x 3/4", with Hex. Nut (3 used)
5	E 11181 E	( )	Washer, Lock, 5/16" (3 used)
6	(7H 324 H 14H 255 R 12H 11 R	( )	Support, Shield, L.H.
7	( )	( )	Bolt, Mach., Hex. Hd., 3/8" x 1" (2 used)
8	E 11189 E	( )	Nut, Hex., 3/8" (2 used)
9	BP 8624 E	( )	Washer, Lock, 3/8" (2 used)
10	11H 39 R	( )	Chain, Drive, 30 Links, A2040 (29 Regular and One Connecting Link)
11	JD 7797	( )	Sprocket, Reel Driven, 22-Tooth
12	G 6870 E	( )	Pin (2 used)
13	G 605 E	( )	Pin, Cotter, 1/8" x 3/4" (4 used)
14	25H 577 E	( )	Fitting, Grease, Straight, 1/4" (4 used)
15	G 6868 E	( )	Washer, Thrust (2 used)
16	24H 187 E	( )	Pulley, Drive
17	(7H 753 H 14H 259 R 12H 13 R	( )	Pin, Groove, Type 3, 5/16" x 2-1/4"
18	E 11183 E	( )	Washer, Drive
19	AE 10617 E	( )	Washer, 17/32" x 1-1/4" x .060" (6 used)
20	(7H 1598 E 14H 344 R	( )	Bolt, Mach., Hex. Hd., 1/2" x 1-1/4" (3 used)
21	AG 897 E	( )	Nut, Hex., 1/2" (3 used)
22	E 11194 E	( )	Washer, Lock, 1/2" (3 used)
23	AE 10599 E	( )	Shaft, Drive (2 used)
24	E 11185 E	( )	Frame, Front
25	25H 576 H	( )	Bolt, Mach., Hex. Hd., Full Thread, 7/16" x 3-5/8"
26	E 11188 E	( )	Nut, Hex., Jam, 7/16"
			Bearing, Cartridge (4 used)
			Sub. AE10599E
			Housing Assembly, Bearing
			Collar, Retaining
			Pin, Groove, Type 3, 5/16" x 2"
			Sprocket, Reel Drive, 12-Tooth



## 14T BALER—1000 RPM PARTS

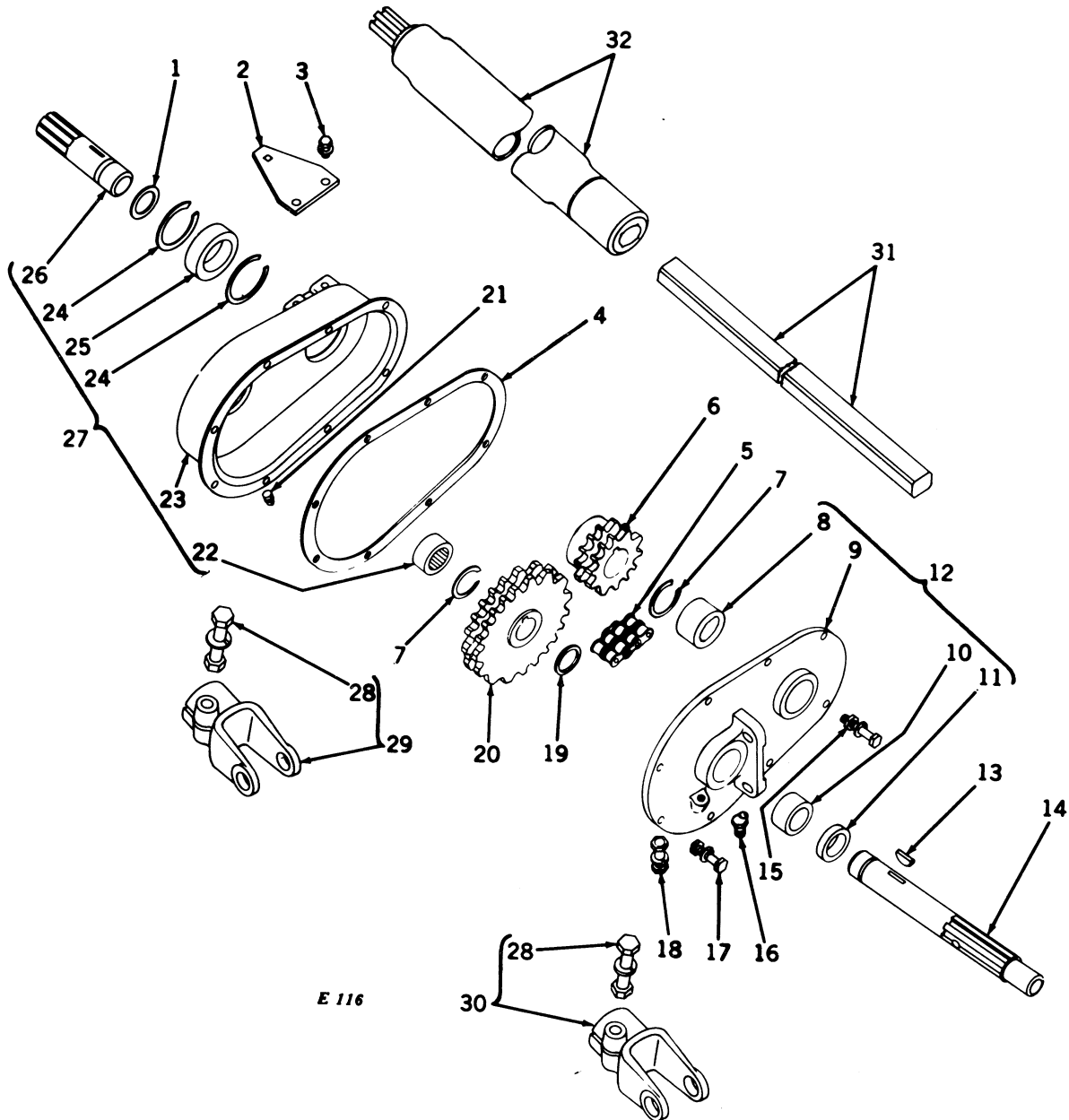


## 14T BALER—1000 RPM PARTS—Continued

Key	Part No.	Serial No.	Description
1	24H 981 N	( — )	Washer, 1-13/32" x 1-3/4" x .060" (Use as Required)
2	E 11198 E	( — )	Bracket, Rear Power Shield
3	7H 306 B	( — )	Bolt, Hex., 3/8" x 3/4" (2 used)
	12H 11 R	( — )	Washer, Lock, 3/8" (2 used)
4	E 11210 E	( — )	Gasket, Chain Box
5	.....	( — )	Chain, Roller (42 Links, 60-2, 5/8" Pitch, Double Width)
6	E 11196 E	( — )	Sprocket, Drive (17-Tooth)
7	C 3938 E	( — )	Ring, Snap (2 used)
8	JD 8859 E	( — )	Bearing, Needle
9	E 11212 E	( — )	Sub. AE10629E
10	JD 8818 H	( — )	Bearing, Needle
11	C 3939 E	( — )	Seal, Oil
12	AE 10629 E	( — )	Box Assembly, Chain, Rear Half
13	26H 20 H	( — )	Key, Woodruff, No. 13
14	E 11211 E	( — )	Shaft, Driven
15	7H 397 N	( — )	Bolt, Hex., 3/8" x 2" (4 used)
	14H 255 R	( — )	Nut, Hex., 3/8" (4 used)
	12H 11 R	( — )	Washer, Lock (4 used)
16	15H 255 R	( — )	Plug, Pipe, 3/8"
17	7H 383 E	( — )	Bolt, Hex., 3/8" x 1-3/4" (4 used)
	14H 255 R	( — )	Nut, Hex., 3/8" (4 used)
	12H 11 R	( — )	Washer, Lock, 3/8" (4 used)
18	7H 753 H	( — )	Bolt, Hex., 1/2" x 1-1/2" (2 used)
	14H 259 R	( — )	Nut, Hex., 1/2" (2 used)
	12H 13 R	( — )	Washer, Lock, 1/2" (2 used)
19	24H 882 H	( — )	Washer, 1-13/32" x 2" x .036" (Use as Required)
	24H 885 H	( — )	Washer, 1-13/32" x 2" x .060" (Use as Required)
20	AE 10625 E	( — )	Sprocket, Driven
21	15H 253 R	( — )	Plug, Pipe, 1/8"
22	JD 8860 E	( — )	Bearing, Needle
23	E 11213 E	( — )	Sub. AE10632 E
24	C 3936 E	( — )	Ring, Snap (2 used)
25	JD 8557 E	( — )	Bearing, Ball
26	E 11206 E	( — )	Shaft, Drive Sprocket
27	AE 10632 E	( — )	Box Assembly, Chain, Front Half
28	Z 9785 H	( — )	"X" Washer
29	AH 12250 H	( — )	Pin Assembly, Lock
30	H 22802 H	( — )	Spring, Lock Pin
31	A 10527 C	( — )	Yoke, Quick Detachable, Rockwell Standard (Blood Brothers)
32	C 10979 C	( — )	Pin Lock
33	11H 37 B	( — )	Pin, Cotter, 1/8" x 1/2"
34	J 13563 N	( — )	Spring, Lock Pin
35	AE 11189 E	( — )	Yoke, Quick Detachable (Mechanics)
36	AE 11205 E	( — )	Hookup, Tractor
37	AE 11203 E	( — )	Yoke and Shaft (Mechanics)
	AE 10583 E	( — )	Yoke and Shaft, Rockwell-Standard (Blood Brothers)



## 214 BALER—1000 RPM PARTS



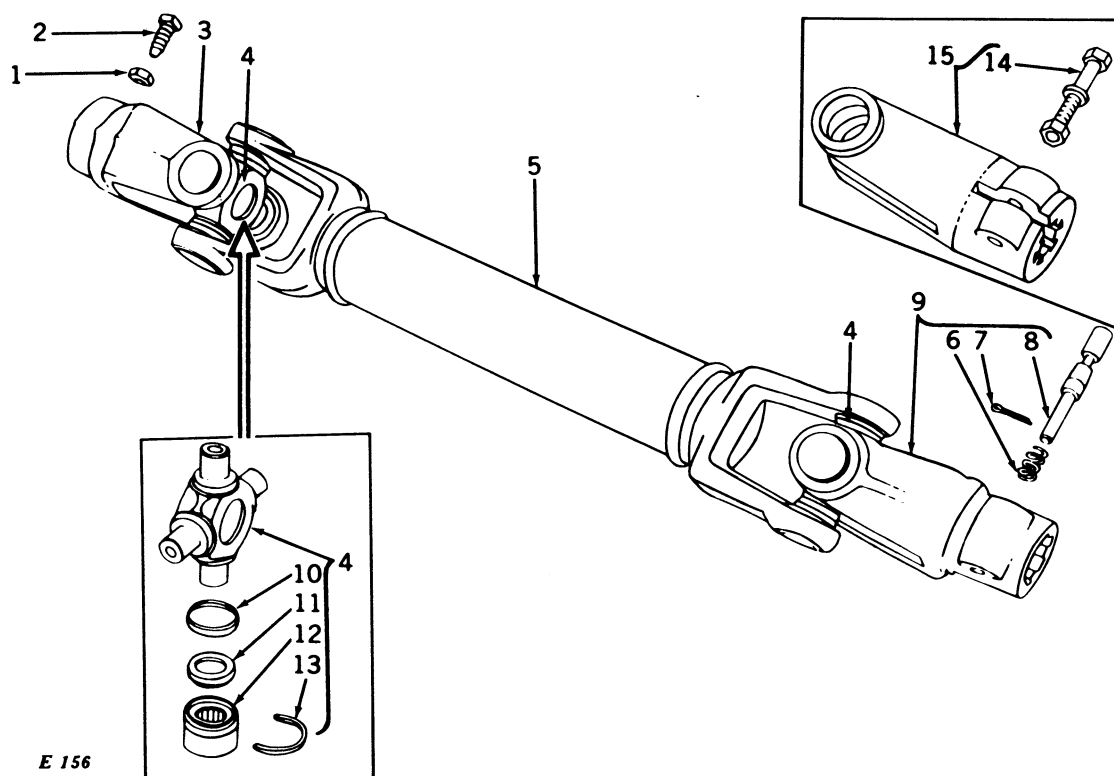
E 116

## 214 BALER—1000 RPM PARTS—Continued

Key	Part No.	Serial No.	Description
1	24H 981 N	( — )	Washer, 1-13/32" x 1-3/4" x .060" (Use as Required)
2	E 11198 E	( — )	Bracket, Rear Power Shield
3	7H 306 B	( — )	Bolt, Hex., 3/8" x 3/4" (2 used)
	12H 11 R	( — )	Washer, Lock, 3/8" (2 used)
4	E 11210 E	( — )	Gasket, Chain Box
5	.....	( — )	Chain, Roller (42 Links, 60-2, 5/8" Pitch, Double Width)
6	E 11196 E	( — )	Sprocket, Drive (17-Tooth)
7	C 3938 E	( — )	Ring, Snap (2 used)
8	JD 8859 E	( — )	Bearing, Needle
9	E 11212 E	( — )	Sub. AE10629E
10	JD 8818 H	( — )	Bearing, Needle
11	C 3939 E	( — )	Seal, Oil
12	AE 10629 E	( — )	Box, Assembly, Chain, Rear Half
13	26H 20 H	( — )	Key, Woodruff, No. 13
14	E 11209 E	( — )	Shaft, Driven
15	7H 397 N	( — )	Bolt, Hex., 3/8" x 2" (4 used)
	14H 255 R	( — )	Nut, Hex., 3/8" (4 used)
	12H 11 R	( — )	Washer, Lock (4 used)
16	15H 255 R	( — )	Plug, Pipe, 3/8"
17	7H 383 E	( — )	Bolt, Hex., 3/8" x 1-3/4" (4 used)
	14H 255 R	( — )	Nut, Hex., 3/8" (4 used)
	12H 11 R	( — )	Washer, Lock, 3/8" (4 used)
18	7H 753 H	( — )	Bolt, Hex., 1/2" x 1-1/2" (2 used)
	14H 259 R	( — )	Nut, Hex., 1/2" (2 used)
	12H 13 R	( — )	Washer, Lock, 1/2" (2 used)
19	24H 882 H	( — )	Washer, 1-13/32" x 2" x .036" (Use as Required)
	24H 885 H	( — )	Washer, 1-13/32" x 2" x .060" (Use as Required)
20	AE 10625 E	( — )	Sprocket, Driven
21	15H 253 R	( — )	Plug, Pipe, 1/8"
22	JD 8860 E	( — )	Bearing, Needle
23	E 11213 E	( — )	Sub. AE10630E
24	C 3936 E	( — )	Ring, Snap (2 used)
25	JD 8557 E	( — )	Bearing, Ball
26	E 11207 E	( — )	Shaft, Drive Sprocket
27	AE 10630 E	( — )	Box Assembly, Chain, Front Half
28	19H 1007 T	( — )	Bolt, Hex., 1/2" x 3"
	14H 259 R	( — )	Nut, Hex., 1/2"
	12H 71 T	( — )	Washer, Lock, 1/2"
29	AE 11262 E	( — )	Yoke, Hookup, Rockwell Standard (Blood Brothers)
30	AE 11263 E	( — )	Yoke, Hookup (Mechanics)
31	E 12359 E	( — )	Bar, Telescoping
32	AE 11190 E	( — )	Tube, Power Take-Off

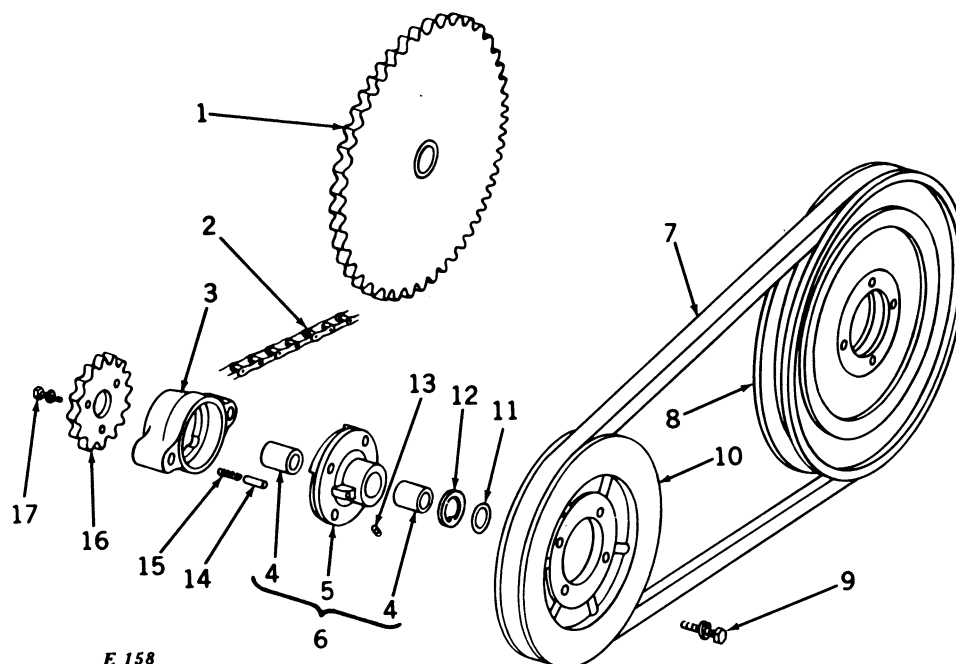


**HARVESTER, FORAGE—No. 6**  
**1000 RPM HOOK-UP UNIVERSAL JOINTS**



Key	Part No.	Serial No.	Description
1	14H 472 H	( — )	Nut, Hex. Jam, Fine Thread, 1/2"
2	BP 14317 E	( — )	Screw, Lock
3	BP 14507 E	( — )	Yoke, Rear (Mechanics)
4	AM 2854 E	( — )	Spider and Bearing Assembly (2 used) (Mechanics)
5	AE 11205 E	( — )	Yoke and Tube (Mechanics)
6	J 16563 N	( — )	Spring, Lock (Mechanics)
7	11H 37 B	( — )	Pin, Cotter, 1/8" x 1/2"
8	C 10979 C	( — )	Pin, Lock (Mechanics)
9	AE 11189 E	( — )	Yoke and Pin Assembly, Quick Detachable (Mechanics)
10	BP 13561 E	( — )	Shield, Dust (8 used) (Mechanics)
11	BP 13564 E	( — )	Washer, Cork (8 used) (Mechanics)
12	BP 13563 E	( — )	Bearing Assembly (8 used) (Mechanics)
13	BP 13565 E	( — )	Ring, Snap (8 used) (Mechanics)
14	19H 1007 T	( — )	Screw, Cap, 1/2" x 3"
	14H 259 R	( — )	Nut, Hex., 1/2"
	12H 171 T	( — )	Washer, Lock, 1/2"
15	AE 11263 E	( — )	Yoke and Bolt Assembly (Mechanics)
	AE 11262 E	( — )	Yoke and Bolt Assembly, Rockwell Standard (Blood Brothers)

**HARVESTER, FORAGE—No. 6**  
**1000 RPM MAIN DRIVE SPROCKETS AND PULLEYS**

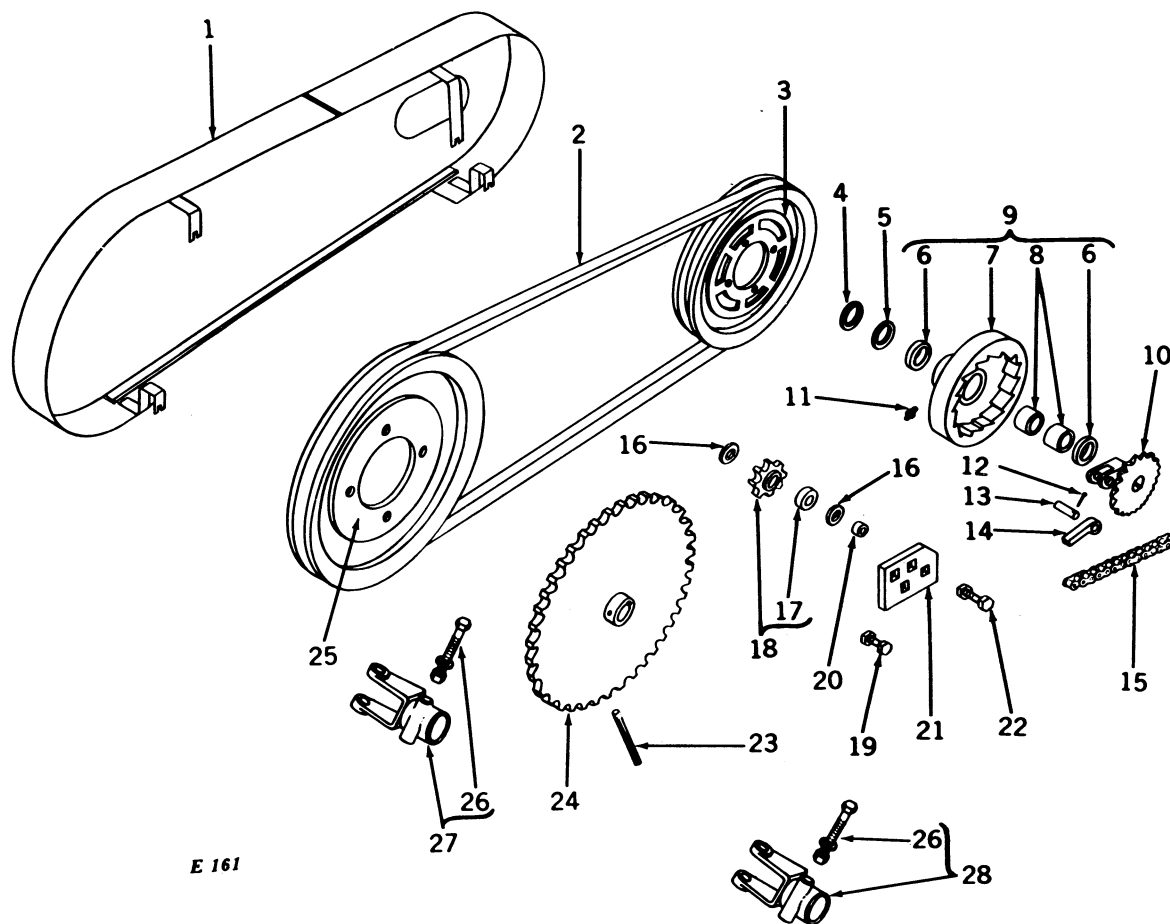


Key	Part No.	Serial No.	Description
1	AE 10584 E	( — )	Sprocket, Gear Case Drive, 60-Tooth
2	.....	( — )	Chain, Roller (91 Links, 60, 3/4" Pitch)
3	E 11148 E	( — )	Support, Ratchet Pin
4	E 10408 E	( — )	Bushing, Hub (2 used)
5	E 10407 E	( — )	Sub. AE10206E
6	AE 10206 E	( — )	Hub and Bushing Assembly
7	E 11150 E	( — )	V-Belt, Main Drive
8	AC 1707 E	( — )	Sheave, Cutterhead Driven, 17-1/2"
9	(19H 1741 E	( — )	Screw, Cap, Hex. Hd., Plated, 1/2" x 1-1/8" (8 used)
	(12H 301 B	( — )	Washer, Lock, Plated, 1/2" (8 used)
10	E 11151 E	( — )	Sheave, Cutterhead Drive, 11-3/8"
11	E 10418 E	( — )	Ring, Snap
12	24H 339 E	( — )	Washer, 1-19/32" x 2-3/16" x .060" (Use Quantity Required)
13	JD 7797	( — )	Fitting, Grease, Straight, 1/4"
14	E 10414 E	( — )	Pin, Ratchet
15	E 10417 E	( — )	Spring, Ratchet
16	E 11149 E	( — )	Sprocket, Drive
17	(7H 1591 E	( — )	Bolt, Mach., Hex. Hd., Plated, 5/16" x 1-3/4" (4 used)
	(12H 303 N	( — )	Washer, Lock, Plated, 5/16" (4 used)



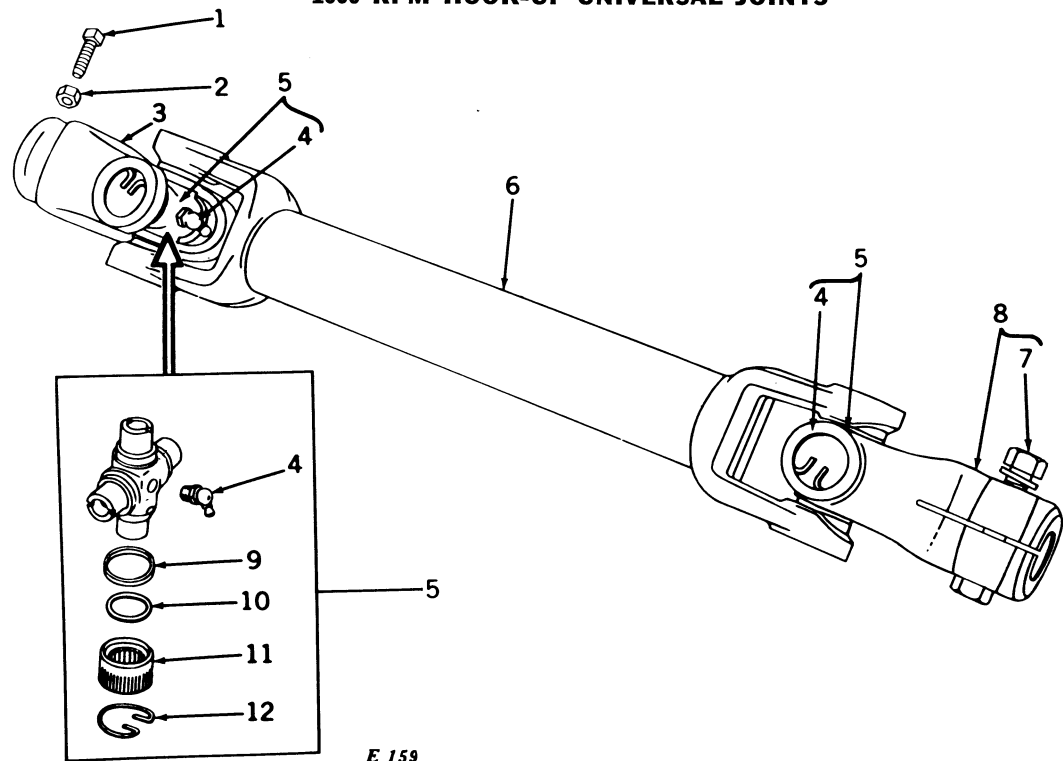


**HARVESTER, FORAGE—No. 8**  
**1000 RPM DRIVE SPROCKETS AND PULLEYS**



Key	Part No.	Serial No.	Description
1	AE 10639 E	( )	Shield, V-Belt
2	E 11150 E	( )	V-Belt
3	E 11151 E	( )	Pulley, Drive
4	C 3142 E	( )	Ring, Snap
5	24H 237 N	( )	Washer, 1-17/32" x 2-1/4" x .060" (Use Quantity Required)
6	C 3581 E	( )	Seal, Oil
7	C 395 E	( )	Sub. AC1071E
8	JD 8827 E	( )	Bearing, Needle (2 used)
9	AC 1071 E	( )	Hub and Bearing Assembly
10	AC 1454 E	( )	Sprocket, Drive
11	JD 7797	( )	Fitting, Grease, Straight, 1/4"
12	11H 86 B	( )	Pin, Cotter, 3/16" x 1-3/4"
13	C 3827 E	( )	Pin, Ratchet Dog
14	C 3229 E	( )	Dog, Ratchet
15	.....	( )	Chain, Roller (91 Links, 60, 3/4" Pitch)
16	24H 207 H	( )	Washer, 21/32" x 1-3/8" x .060" (2 used)
17	JD 8570 E	( )	Bearing
18	AC 1656 E	( )	Sprocket and Bearing Assembly
19	(9H 892 D	( )	Bolt, Plow, No. 3, 5/8" x 1-1/2", with Hex. Nut (2 used)
	(12H 15 R	( )	Washer, Lock, 5/8" (2 used)
20	C 4154 E	( )	Spacer, Idler
21	E 11218 E	( )	Bracket, Idler
22	(9H 1361 R	( )	Bolt, Plow, No. 3, 5/8" x 2", with Hex. Nut
	(12H 15 R	( )	Washer, Lock, 5/8"
23	25H 550 E	( )	Pin, Groove, Type 3, 1/4" x 2"
24	AE 10584 E	( )	Sprocket, Gear Case Drive
25	AC 1707 E	( )	Pulley, Cutterhead
26	(19H 1007 T	( )	Bolt, Hex., 1/2" x 3"
	(14H 259 R	( )	Nut, Hex., 1/2"
	(12H 71 T	( )	Washer, Lock, 1/2"
27	AE 11262 E	( )	Yoke, Hookup, Rockwell Standard (Blood Brothers)
28	AE 11263 E	( )	Yoke, Hookup (Mechanics)

**HARVESTER, FORAGE—12**  
**1000 RPM HOOK-UP UNIVERSAL JOINTS**

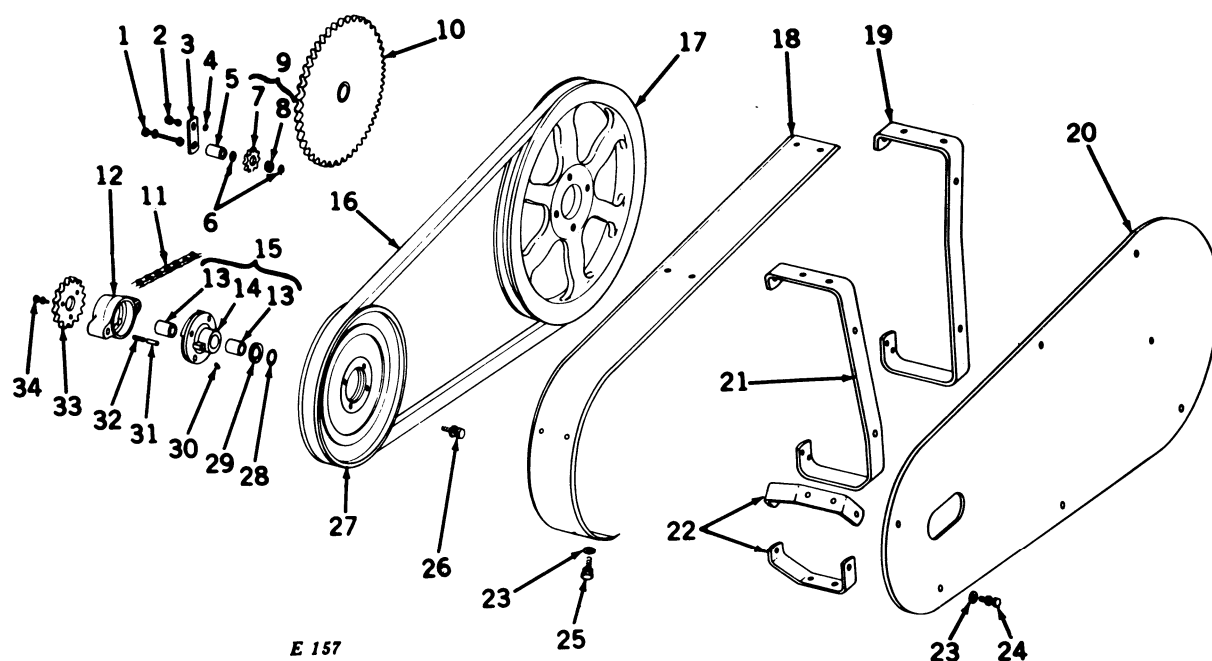


E 159

Key	Part No.	Serial No.	Description
1	BP 14317 E	( — )	Screw, Lock
2	14H 472 H	( — )	Nut, Hex., Jam, Fine Thread, 1/2"
3	E 12403 E	( — )	Yoke, Rear, Splined, Rockwell Standard (Blood Brothers)
4	JD 7760	( — )	Fitting, Grease, 67-1/2°, 1/8" (2 used) Rockwell Standard (Blood Brothers)
5	AP 24580 H	( — )	Spider and Bearing Assembly (2 used) Rockwell Standard (Blood Brothers)
6	AE 11268 E	( — )	Yoke and Tube, Rockwell Standard (Blood Brothers)
7	19H 1007 T	( — )	Screw, Cap, 1/2" x 3"
	14H 259 R	( — )	Nut, Hex., 1/2"
	12H 171 T	( — )	Washer, Lock, 1/2"
8	AE 11261 E	( — )	Yoke and Bolt Assembly, Rockwell Standard (Blood Brothers) (For BE10143E Hook-Up)
	AE 11262 E	( — )	Yoke and Bolt Assembly, Rockwell Standard (Blood Brothers) (For 6000E Hook-Up)
	AE 11263 E	( — )	Yoke and Bolt Assembly, Mechanics (For 6000E Hook-Up)
9	P 49552 H	( — )	Shield, Dust (8 used) Rockwell Standard (Blood Brothers)
10	P 49553 H	( — )	Washer, Cork (8 used) Rockwell Standard (Blood Brothers)
11	AP 24579 H	( — )	Bearing Assembly (8 used) Rockwell Standard (Blood Brothers)
12	P 49554 H	( — )	Ring, Snap (8 used) Rockwell Standard (Blood Brothers)

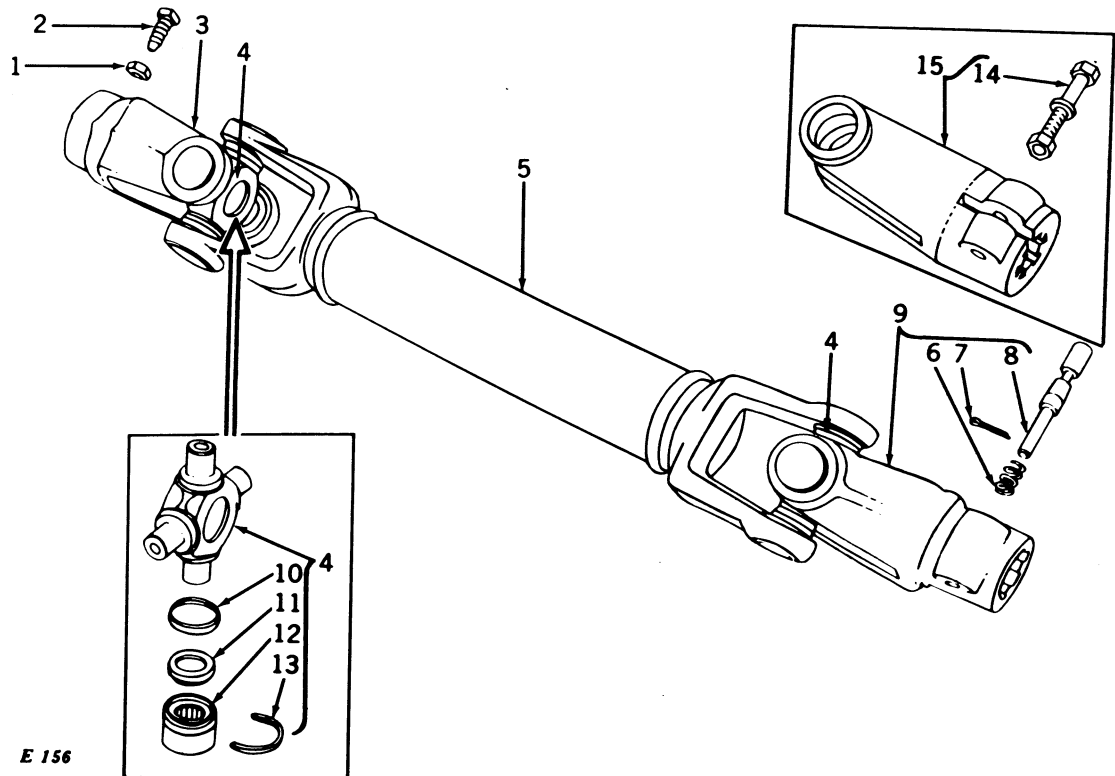


**HARVESTER, FORAGE—12**  
**1000 RPM MAIN DRIVE SPROCKETS, PULLEYS, AND SHIELDS**



Key	Part No.	Serial No.	Description
1	(9H 1365 K 12H 15 R	( — )	Bolt, Plow, No. 3, 5/8" x 3", with Hex. Nut
2	(7H 1565 E 14H 809 T 12H 301 B	( — )	Washer, Lock, 5/8"
3	E 11156 E	( — )	Bolt, Mach., Hex. Hd., Plated, 1/2" x 1-1/4" (2 used)
4	24H 1047 E	( — )	Nut, Hex., Plated, 1/2" (2 used)
5	C 3296 E	( — )	Washer, Lock, Plated, 1/2" (2 used)
6	24H 204 R	( — )	Bracket, Idler
7	BP 1679 E	( — )	Washer, 17/32" x 1-1/4" x .105" (2 used)
8	JD 8570 E	( — )	Spacer, Idler
9	AM 3189 E	( — )	Washer, 21/32" x 1" x .060" (2 used)
10	AE 10584 E	( — )	Sub. AM3189E
11		( — )	Bearing, Idler
12	E 11148 E	( — )	Idler and Bearing Assembly
13	E 10408 E	( — )	Sprocket, Gear Case Drive, 60-Tooth
14	E 10407 E	( — )	Chain, Roller (86 Links, 60, 3/4" Pitch)
15	AE 10206 E	( — )	Support, Ratchet Pin
16	E 11163 E	( — )	Bushing, Hub (2 used)
17	E 11168 E	( — )	Sub. AE10206E
18	E 11160 E	( — )	Hub and Bushing Assembly
19	E 11162 E	( — )	V-Belt, Main Drive
20	E 11167 E	( — )	Sheave, Cutterhead Driven, 26"
21	E 11161 E	( — )	Flange, Drive Shield
22	E 11157 E	( — )	Bracket, Drive Shield, R.H.
23	24H 1050 N	( — )	Shield, Drive
24	(7H 1573 E 12H 303 N	( — )	Bracket, Drive Shield, Center
25	(7H 1142 N 12H 10 R	( — )	Bracket, Drive Shield, L.H. (2 used)
26	(19H 1741 E 12H 301 B	( — )	Washer, 21/32" x 3/4" x .060" (14 used)
27	AC 1707 E	( — )	Bolt, Mach., Hex. Hd., Plated, 5/16" x 1/2" (6 used)
28	E 10418 E	( — )	Washer, Lock, Plated, 5/16" (6 used)
29	24H 339 E	( — )	Bolt, Mach., Hex. Hd., 5/16" x 1/2" (8 used)
30	JD 7797	( — )	Washer, Lock, Plated, 1/2" (8 used)
31	E 10414 E	( — )	Screw, Cap, Hex. Hd., Plated, 1/2" x 1-1/8" (8 used)
32	E 10417 E	( — )	Washer, Lock, Plated, 1/2" (8 used)
33	E 11149 E	( — )	Sheave, Cutterhead Drive, 17-1/2"
34	(7H 1591 E 12H 303 N	( — )	Ring, Snap

**CHOPPERS, ROTARY—10 AND 15**  
**1000 RPM HOOK-UP UNIVERSAL JOINTS**

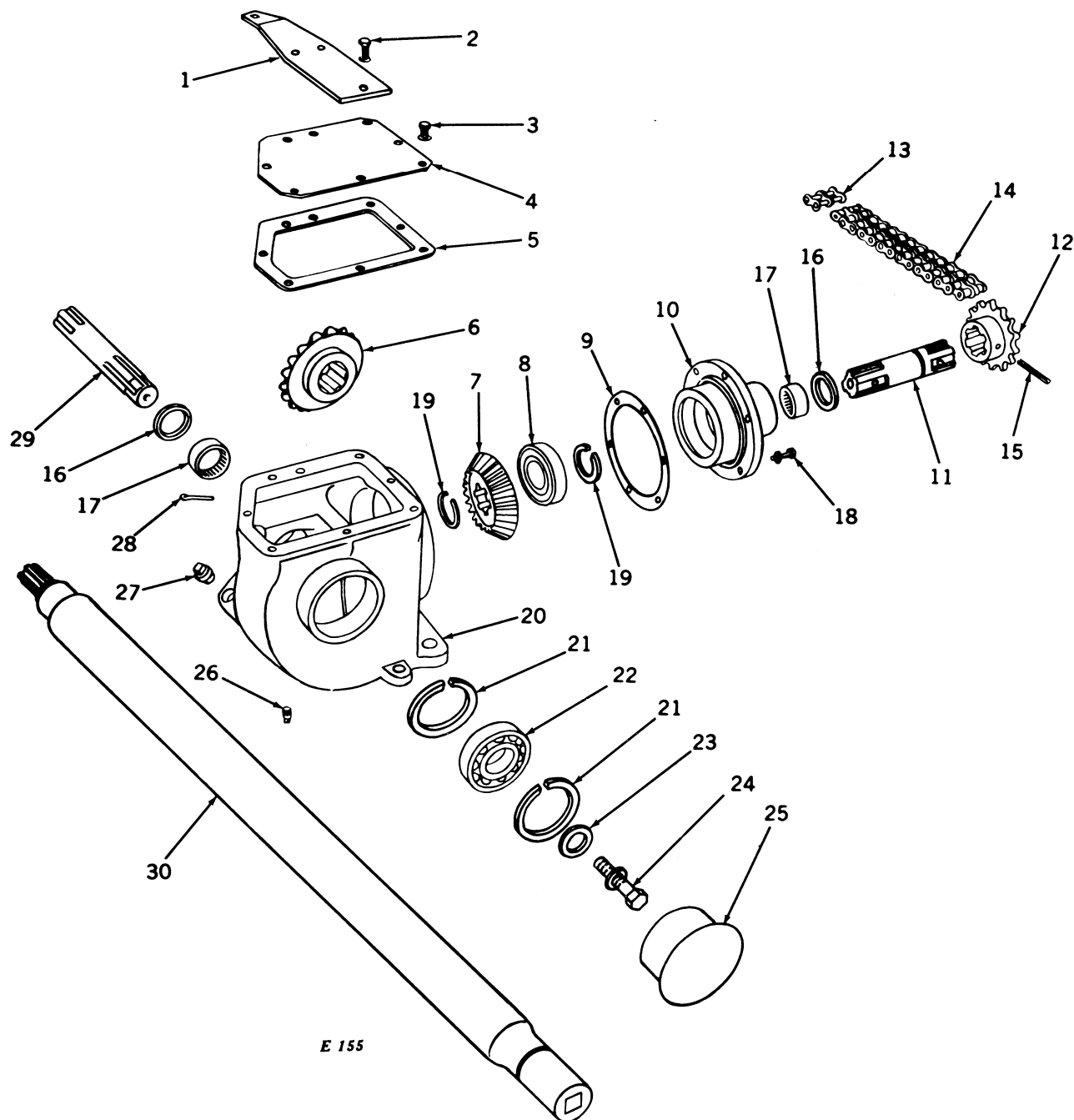


E 156

Key	Part No.	Serial No.	Description
1	14H 472 H	( — )	Nut, Hex., Jam, Fine Thread, 1/2"
2	BP 14317 E	( — )	Screw, Lock
3	BP 14507 E	( — )	Yoke, Rear (Mechanics)
4	AM 2854 E	( — )	Spider and Bearing Assembly (2 used) (Mechanics)
5	AE 11205 E	( — )	Yoke and Tube (Mechanics)
6	J 16563 N	( — )	Spring, Lock (Mechanics)
7	11H 37 B	( — )	Pin, Cotter, 1/8" x 1/2"
8	C 10979 C	( — )	Pin, Lock (Mechanics)
9	AE 11189 E	( — )	Yoke and Pin Assembly, Quick Detachable (Mechanics)
10	BP 13561 E	( — )	Shield, Dust (8 used) (Mechanics)
11	BP 13564 E	( — )	Washer, Cork (8 used) (Mechanics)
12	BP 13563 E	( — )	Bearing Assembly (8 used) (Mechanics)
13	BP 13565 E	( — )	Ring, Snap (8 used) (Mechanics)
14	19H 1007 T	( — )	Screw, Cap, 1/2" x 3"
	14H 259 R	( — )	Nut, Hex., 1/2"
	12H 171 T	( — )	Washer, Lock, 1/2"
15	AE 11263 E	( — )	Yoke and Bolt Assembly (Mechanics)
	AE 11262 E	( — )	Yoke and Bolt Assembly, Rockwell Standard (Blood Brothers)



## CHOPPERS, ROTARY—10 AND 15—GEAR CASE



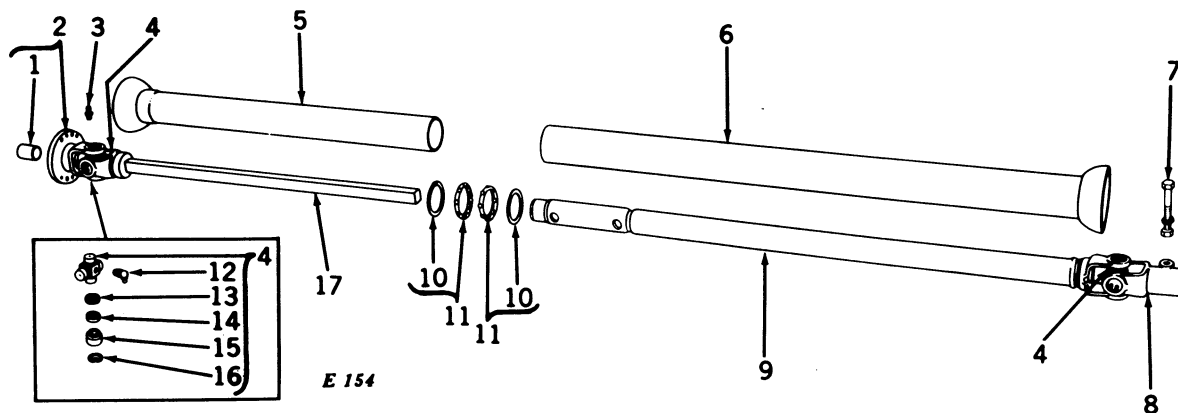
E 155

**CHOPPERS, ROTARY—10 AND 15—GEAR CASE—Continued**

Key	Part No.	Serial No.	Description
1	E 12337 E	( — )	Support, Shield, Rear Powershaft
2	(7H 158 H	( — )	Bolt, Mach., Hex. Hd., 5/16" x 3/4" (3 used)
	(12H 10 R	( — )	Washer, Lock, 5/16" (3 used)
3	(7H 1142 N	( — )	Bolt, Mach., Hex. Hd., 5/16" x 1/2" (5 used)
	(12H 10 R	( — )	Washer, Lock, 5/16" (5 used)
4	E 12339 E	( — )	Cover, Gear Case
5	E 12338 E	( — )	Gasket, Gear Case Cover
6	E 11178 E	( — )	Gear, Bevel, 19-Tooth
7	E 11177 E	( — )	Gear, Bevel, 24-Tooth
8	JD 8518 R	( — )	Bearing, Ball
9	E 11169 E	( — )	Shim, End Cap (Use as Required)
10	E 12342 E	( — )	Cap, End, Gear Case
11	E 12340 E	( — )	Shaft, Gear Case, Driven
12	E 11170 E	( — )	Sprocket, Gear Case, Coupling
13	AP 10589 H	( — )	Link, Coupler, Complete
14	.....	( — )	Chain, Roller (14 Links, Type 60-2, 3/4" Pitch, Double Width) (Assemble from One Ten Link Unit AP21964H, Two Roller Links B5234H, and Two Coupler Links AP10589H)
15	34H 120 H	( — )	Pin, Roll, 5/16" x 2"
16	E 12348 E	( — )	Seal, Drive Shaft (2 used)
17	JD 8818 H	( — )	Bearing, Needle (2 used)
18	(7H 173 H	( — )	Bolt, Mach., Hex. Hd., 5/16" x 1" (6 used)
	(12H 10 R	( — )	Washer, Lock, 5/16" (6 used)
19	C 3938 E	( — )	Ring, Retaining, Driven Gear (2 used)
20	E 12341 E	( — )	Case, Gear
21	G 6600 E	( — )	Ring, Retaining, Bearing (2 used)
22	JD 7681 H	( — )	Bearing, Ball
23	24H 464 E	( — )	Washer, 15/32" x 1-3/8" x .105"
24	(7H 1083 N	( — )	Bolt, Mach., Hex. Hd., 7/16" x 1"
	(12H 12 R	( — )	Washer, Lock, 7/16"
25	E 11232 E	( — )	Cap, Hub
26	15H 253 R	( — )	Plug, Pipe, Std., 1/8"
27	15H 255 R	( — )	Plug, Pipe, Std., 3/8"
28	11H 3 R	( — )	Pin, Cotter, 1/16" x 1/2"
29	E 11175 E	( — )	Shaft, Gear Case Drive
30	(AC 1497 E	( —9400 )	Powershaft
	(AE 11192 E	( 9401— )	



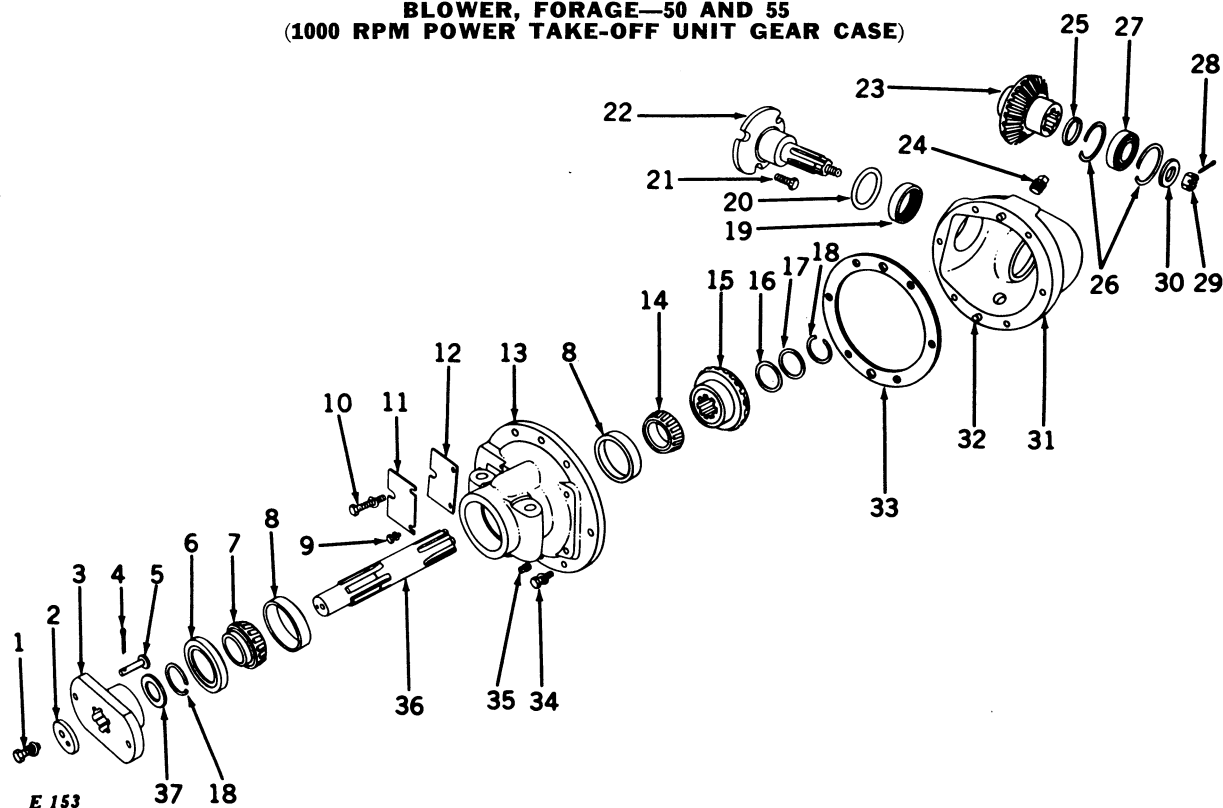
**BLOWER, FORAGE—50 AND 55**  
**(1000 RPM HOOKUP UNIVERSAL JOINT)**



Key	Part No.	Serial No.	Description
1	E 4563 E	( — )	Bushing, Yoke
2	AE 11209 E	( — )	Yoke and Bushing Assembly
3	JD 7797	( — )	Fitting, Grease, Straight, 1/4"
4	AP 24580 H	( — )	Center Assembly, Complete (2 used)
5	AE 934 E	( — )	Shield, Inner
6	AE 933 E	( — )	Shield, Outer
7	19H 1007 T	( — )	Bolt, Mach., Hex. Hd., 1/2" x 3", less Nut
	14H 259 R	( — )	Nut, Hex., 1/2"
	12H 71 R	( — )	Washer, Lock, 1/2"
8	AE 11261 E	( — )	Yoke and Bolt Assembly, Hookup
9	AE 932 E	( — )	Tube and Yoke Assembly
10	LB 576 D	( — )	Washer, Thrust (2 used)
11	ALB 386 D	( — )	Bearing Assembly (2 used)
12	JD 7760	( — )	Fitting, Grease, 67-1/2°, 1/8" (2 used)
13	P 49552 H	( — )	Retainer, Dust (8 used)
14	P 49553 H	( — )	Washer, Cork (8 used)
15	AP 24579 H	( — )	Bearing Assembly, Needle (8 used)
16	P 49554 H	( — )	Ring, Snap (8 used)
17	AE 931 H	( — )	Shaft and Yoke Assembly



**BLOWER, FORAGE—50 AND 55**  
**(1000 RPM POWER TAKE-OFF UNIT GEAR CASE)**

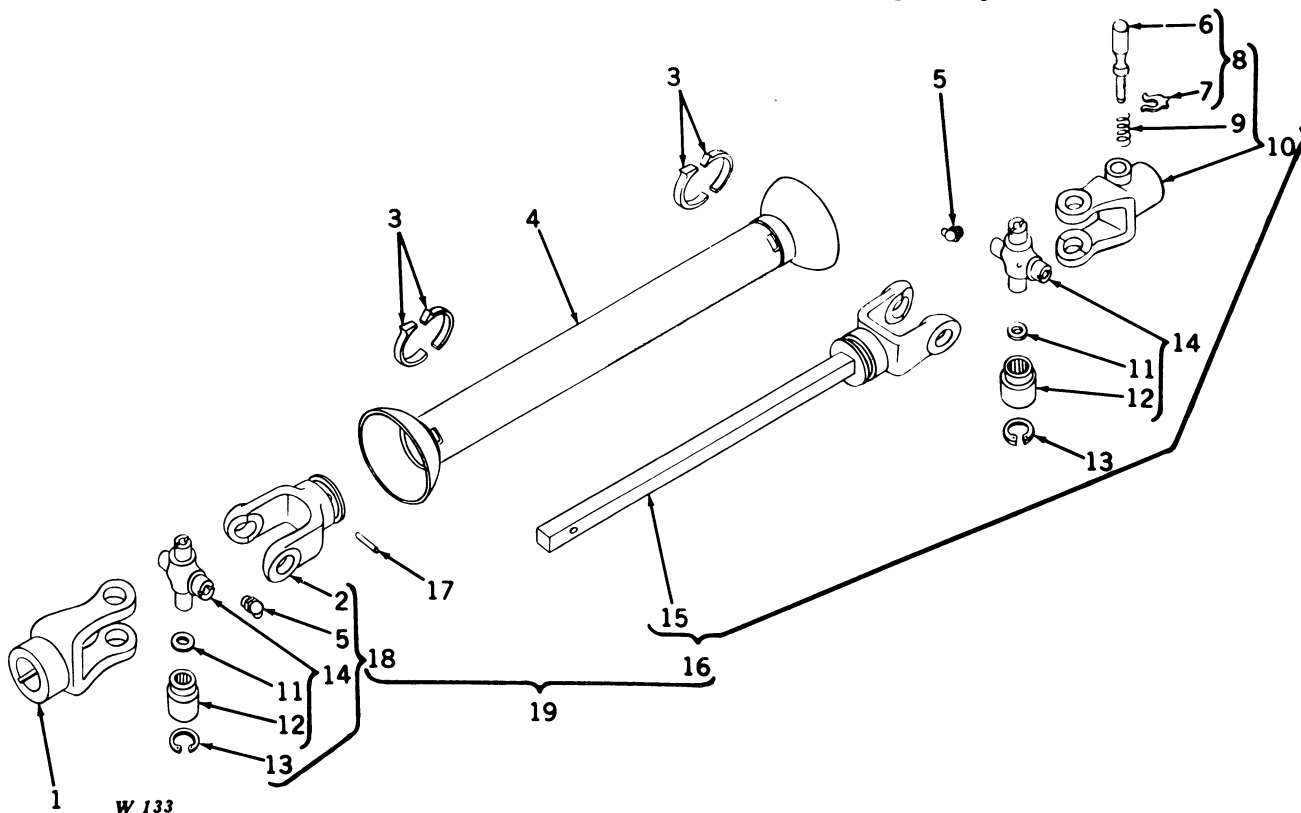


Key	Part No.	Serial No.	Description
1	(7H 315 B	(	Bolt, Mach., Hex. Hd., 3/8" x 7/8", less Nut
	12H 11 R	)	Washer, Lock, 3/8"
2	AE 913 E	(	Retainer, Drive Yoke
3	AE 11207 E	(	Plate, Drive, Shear Pin
4	11H 41 R	(	Pin, Cotter, 1/8" x 1" (2 used)
5	E 12350 E	(	Pin, Shear (2 used)
6	BP 13899 E	(	Seal, Oil
7	JD 7362 C	(	Cone, Bearing, Drive Shaft, Outside
8	JD 7409 H	(	Cup, Bearing, Drive Shaft
9	(7H 1224 H	(	Bolt, Mach., Hex. Hd., 1/4" x 1/2", less Nut (2 used)
	12H 9 R	)	Washer, Lock, 1/4" (2 used)
10	(8H 2690 E	(	Bolt, Mach., Hex. Hd., Full Body, 3/8" x 1-3/4", less Nut
	12H 11 R	)	Washer, Lock, 3/8"
11	E 4548 E	(	Plate, Inspection
12	E 4552 E	(	Gasket, Inspection Plate
13	E 597 E	(	Cap, Gear Housing
14	JD 7372 T	(	Cone, Bearing, Drive Shaft, Inside
15	AE 10663 E	(	Gear, Drive
16	E 4555 E	(	Shim, Adjusting (Use Quantity Required)
17	24H 319 D	(	Washer, 1-7/16" x 1-3/4" x .060"
18	C 3938 E	(	Ring, Snap (2 used)
19	JD 8849 E	(	Bearing, Driven Shaft, Outside
20	E 4553 E	(	Seal, Driven Shaft
21	E 4550 E	(	Bolt, Attaching, Gear Case (3 used)
22	E 10135 E	(	Shaft, Driven
23	E 11235 E	(	Pinion, Driven
24	15H 237 R	(	Plug, Pipe, 1/2" (2 used)
25	E 4544 E	(	Spacer, Pinion
26	C 3141 E	(	Ring, Snap (2 used)
27	JD 8681 H	(	Bearing, Driven Shaft, Inside
28	11H 62 R	(	Pin, Cotter, 5/32" x 1-1/4"
29	14H 398 R	(	Nut, Hex., Slotted, 5/8"
30	E 4547 E	(	Washer, Retaining, Gear Case
31	E 596 E	(	Housing, Gear
32	BP 13613 E	(	Pin, Dowel, Gear Case (2 used)
33	E 4554 E	(	Shim, Adjusting (Use Quantity Required)
34	(7H 324 H	(	Bolt, Mach., Hex. Hd., 3/8" x 1", less Nut (5 used)
	12H 11 R	)	Washer, Lock, 3/8" (5 used)
35	15H 253 R	(	Plug, Pipe, 1/8" (2 used)
36	E 4543 E	(	Shaft, Drive
37	24H 882 H	(	Washer, 1-13/32" x 2" x .036" (Use Quantity Required)



**WINDROWERS, POWER DRIVEN—9-Ft., 12- AND 16-FT.  
COUPLER SHAFT**

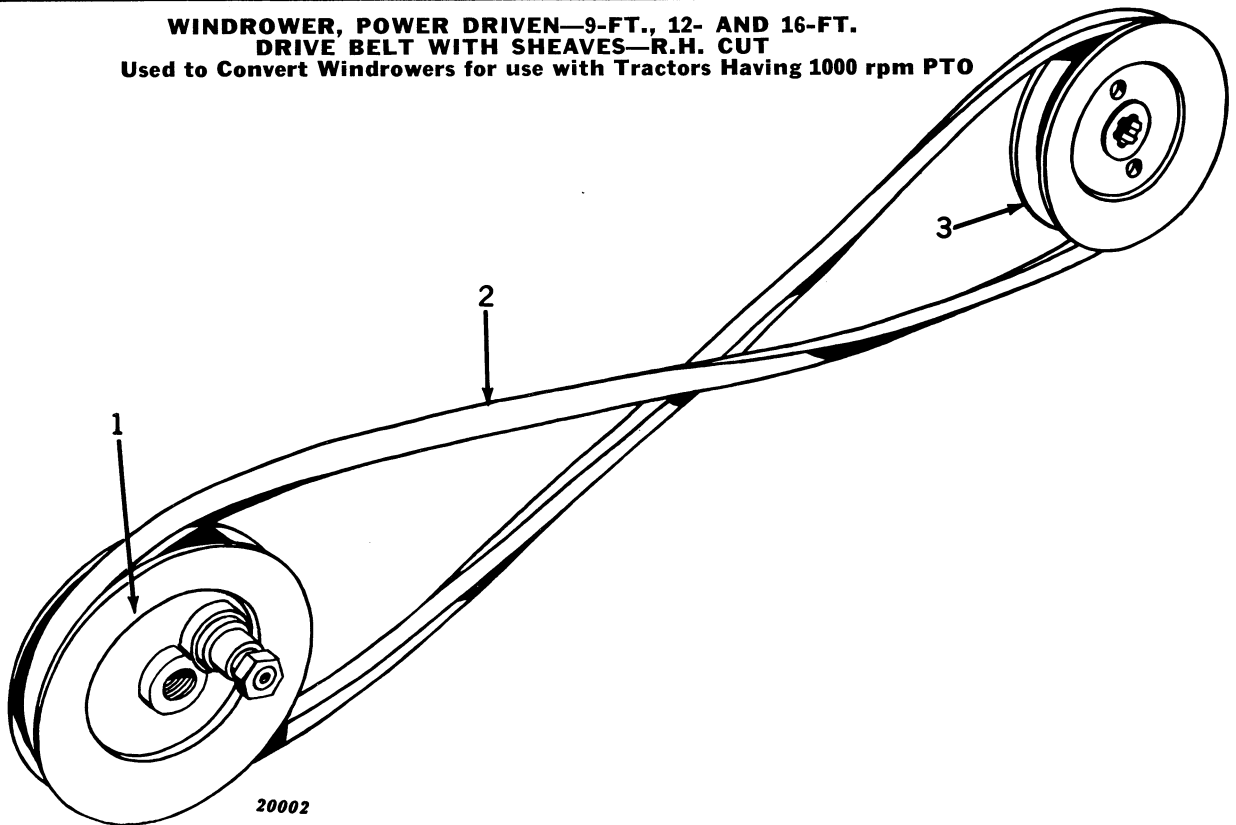
**Used to Convert Windrowers for use with Tractors Having 1000 rpm PTO**



Key	Part No.	Year	Description
1	H 22217 H	( - )	Yoke, Rear
2	H 23300 H	( - )	Yoke, Shaft
3	H 22039 H	( - )	Bearing, Half
4	AW 10205 W	( - )	Shield
5	JD 7760	( - )	Fitting, Grease, 1/8", 67-1/2°
6	.....	( - )	Pin (Sub. AH12250AH)
7	Z 9785 H	( - )	X Washer
8	AH 12250 AH	( - )	Pin with X Washer
9	H 22802 H	( - )	Spring
10	AC 10527 C	( - )	Yoke Assembly
11	BP 13668 E	( - )	Seal Oil, Cork
12	BP 13667 E	( - )	Needle Cup Assembly
13	BP 13669 E	( - )	Snap Ring
14	AM 2871 E	( - )	Bearing Assembly
15	AW 10220 W	( - )	Yoke and Shaft
16	AW 10206 W	( - )	Yoke and Driveshaft
17	34H 132 H	( - )	Pin, Roll, 3/8" x 2"
18	AH 12675 H	( - )	Yoke, Rear Assembly
19	AW 10204 W	( - )	Powershaft Complete, 1-3/8", 21-Tooth Spline

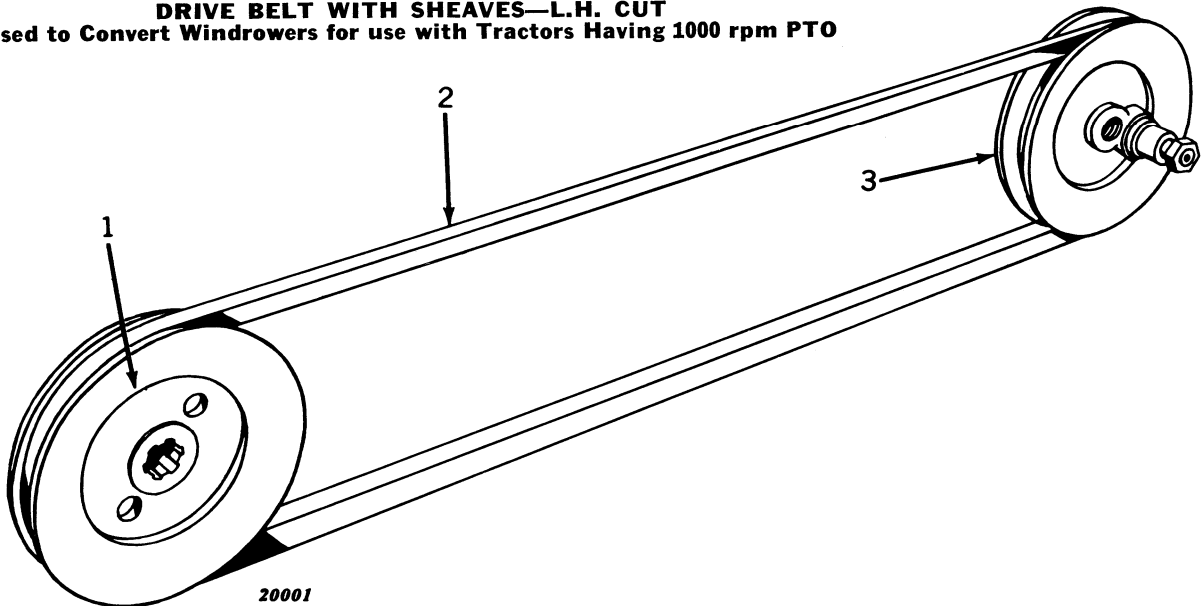


**WINDROWER, POWER DRIVEN—9-FT., 12- AND 16-FT.  
DRIVE BELT WITH SHEAVES—R.H. CUT**  
Used to Convert Windrowers for use with Tractors Having 1000 rpm PTO



Key	Part No.	Year	Description
1	(AW 10200 W ( - )		Sheave, Platform Drive Roller, with Pin and Nut
	(W 10391 W ( - )		Sub. AW10200W
2	W 10389 W ( - )		Belt, Drive
3	W 10390 W ( - )		Sheave, Powershaft

**DRIVE BELT WITH SHEAVES—L.H. CUT**  
Used to Convert Windrowers for use with Tractors Having 1000 rpm PTO

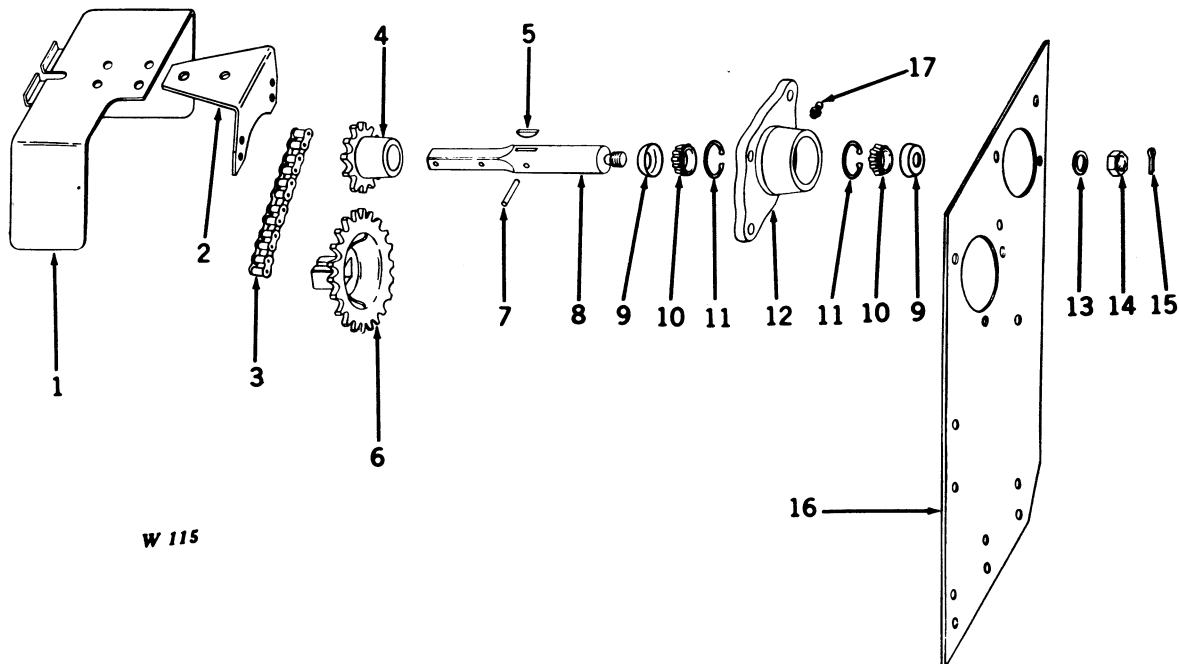


Key	Part No.	Year	Description
1	W 10390 W ( - )		Sheave, Powershaft
2	W 10389 W ( - )		Belt, Drive
3	(AW 10202 W ( - )		Sheave, Platform Drive Roller, with Pin and Nut
	(W 10392 W ( - )		Sub. AW10202W

## WINDROWER, POWER DRIVEN—9-FT., 12- AND 16-FT.

## SPEED REDUCTION COUNTERSHAFT AND SHIELD

Used to Convert 12- and 16-Ft. Windrowers for use with Tractors having 1000 rpm PTO



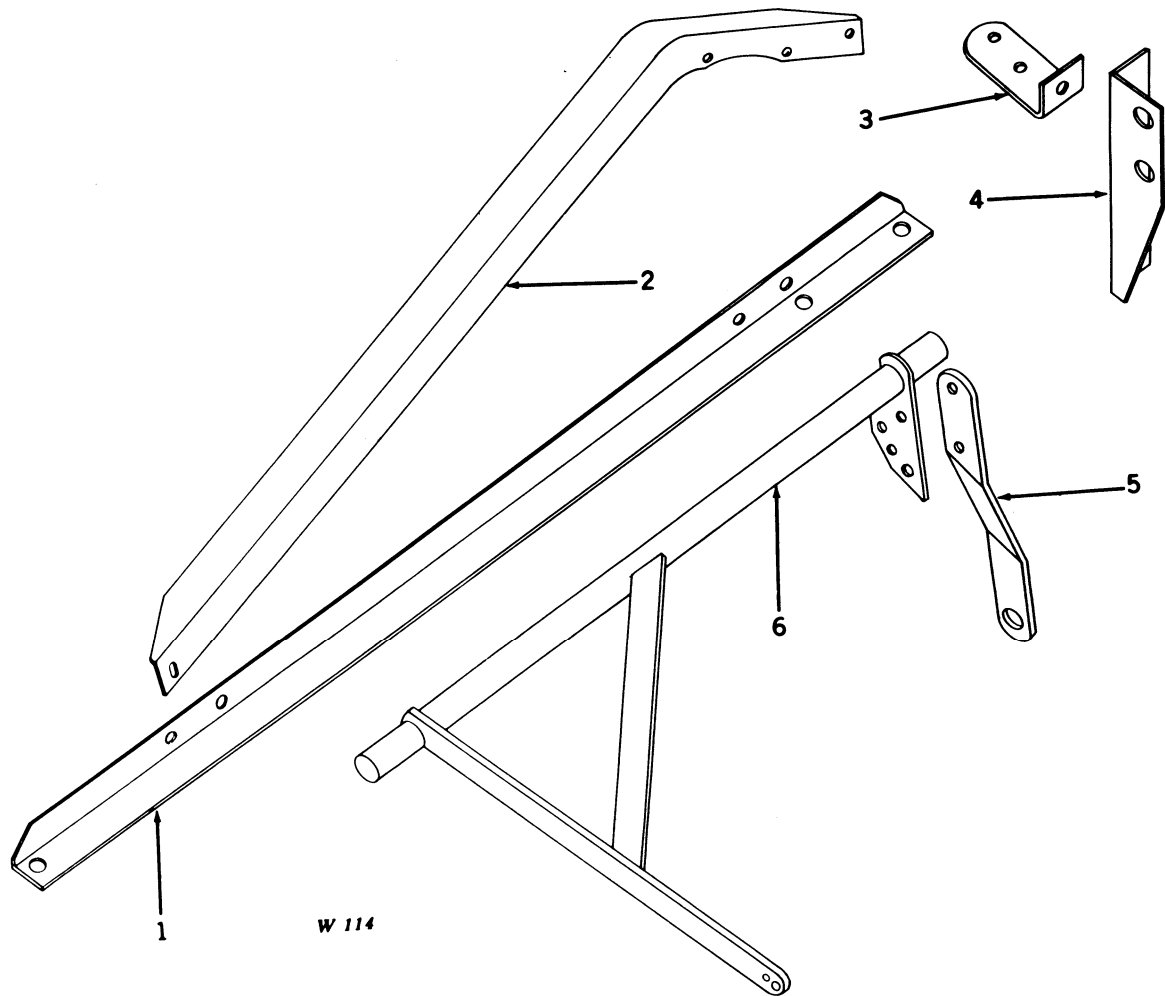
Key	Part No.	Year	Description
1	AW10089 W	( - )	Support, Shield
2	W 10209 W	( - )	Bracket, Rear
3	AW10090 W	( - )	Chain
4	W 10212 W	( - )	Sprocket, Drive
5	26H 41 H	( - )	Key, Woodruff, 5/16" x 2-1/8", No. 128
6	W 10213 W	( - )	Sprocket, Driven
7	34H 120 H	( - )	Pin, Roll, 5/16" x 2"
8	W 10210 W	( - )	Countershaft
9	JD 8903	( - )	Cone, Bearing, with Seal
10	JD 8225	( - )	Cup, Bearing
11	Z 9902 H	( - )	Ring, Snap
12	W 10211 W	( - )	Housing, Bearing
13	.....	( - )	Washer, Plain, 11/16" x 1-5/8"
14	Z 9248 H	( - )	Nut, Slotted Hex.
15	11H 41 R	( - )	Pin, Cotter, 1/8" x 1"
16	W 10203 W	( - )	Support, Bearing Box
17	JD 7797	( - )	Fitting, Grease, 1/8", 67-1/2°



## WINDROWERS, POWER DRIVEN—9-Ft., 12- AND 16-FT.

## SUPPORT ANGLES AND BRACKETS

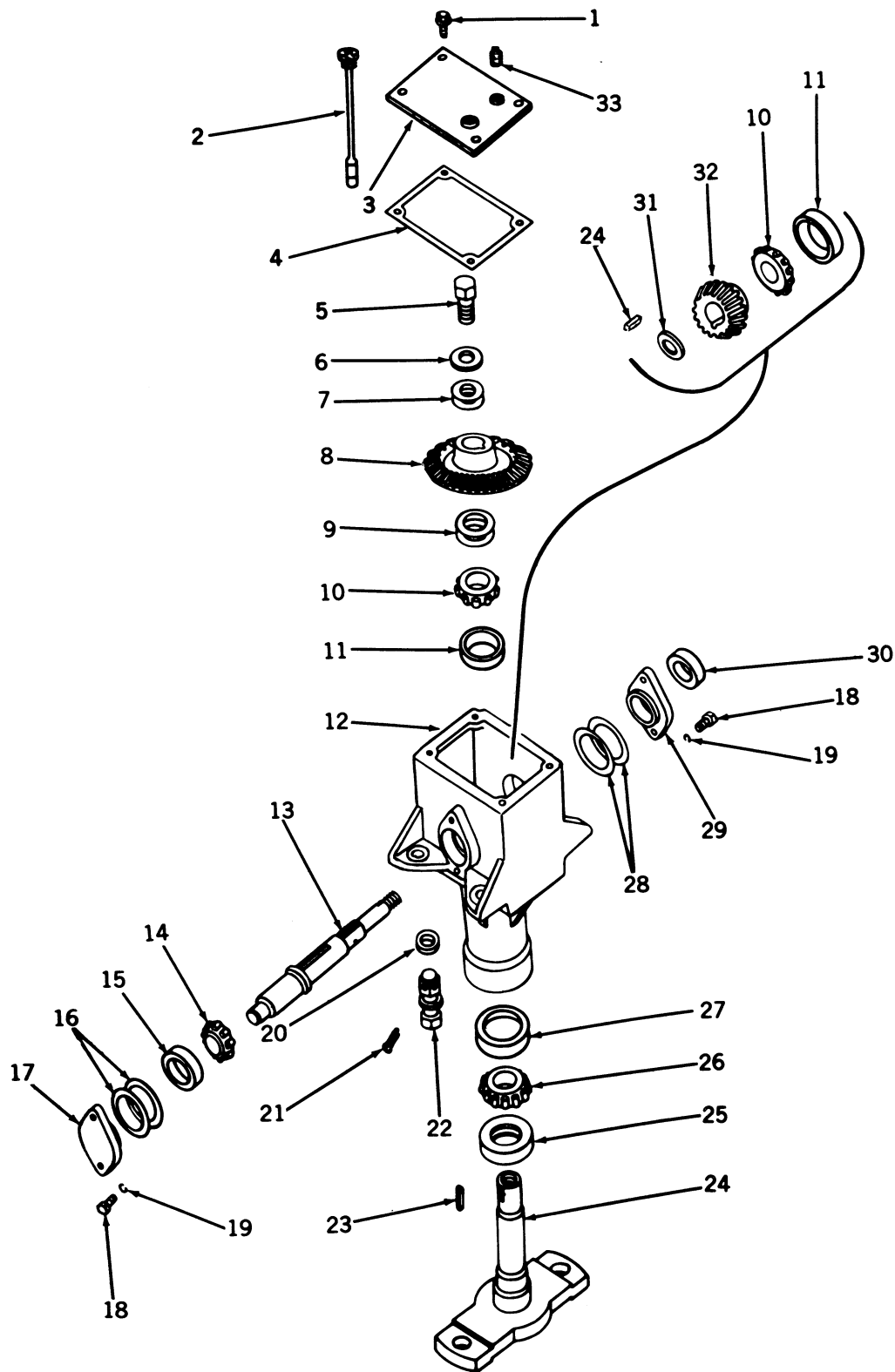
Used to Convert 12- and 16-Ft. Windrowers for use with Tractors having 1000 rpm PTO



Key	Part No.	Year	Description
1	W 10206 W	( -1958)	Angle, Support Bearing
2	W 10202 W	( -1958)	Angle, Rear
3	W 10204 W	( -1958)	Bracket, Angle
4	W 10205 W	( -1958)	Bracket, Tilting Angle
5	W 10207 W	( -1958)	Arm, Support
6	AW10088 W	( -1958)	Crank, Bell

**CUTTER ROTARY GYRAMOR—127, 207, 507, AND 527  
DRIVE GEARS**

(Used to Convert Model 207 Series ( -001) Gyramor from 540 rpm to 1000 rpm PTO)



**CUTTER ROTARY GYRAMOR—127, 207, 507, AND 527  
DRIVE GEARS—Continued**

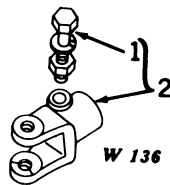
**(Used to Convert Model 207 Series ( -001) Gyramor from 540 rpm to 1000 rpm PTO)**

Key	Part No.	Series No.	Description
1	GY 2357 W	( - )	Screw, Spin Lock (4 used)
2	AW10095 W	( - )	Dip Stick
3	W 10222 W	( - )	Cover
4	W 10223 W	( - )	Gasket
5	AW10100 W	( - )	Cap Screw
6	GY 2072 W	( - )	Washer, Pinion
7	GY 2001 W	( - )	Shim (.005" Thick)
	GY 2180 W	( - )	Shim (.003" Thick)
	GY 2181 W	( - )	Shim (.010" Thick)
8	W 10217 W	( - )	Bevel, Gear, Large
9	GY 2002 W	( - )	Shim (.005" Thick)
	GY 2178 W	( - )	Shim (.003" Thick)
	GY 2179 W	( - )	Shim (.010" Thick)
10	JD 8122 T	( - )	Cone (2 used)
11	JD 7441 T	( - )	Cup (2 used)
12	W 10215 W	( - )	Housing, Gear
13	AW10101 W	( - )	Shaft, Drive, with Key
14	JD 8148 H	( - )	Cone
15	JD 7449 D	( - )	Cup
16	GY 2111 W	( - )	Shim (.005" Thick)
	GY 2176 W	( - )	Shim (.003" Thick)
	GY 2177 W	( - )	Shim (.010" Thick)
17	GY 3 W	( - )	Cap, Rear
18	7H 324 H	( - )	Bolt, Mach., 3/8" x 1", less Nut
19	12H 11 R	( - )	Washer, Lock, 3/8" (4 used)
20	GY 2125 W	( - )	Pad, Gear Housing (4 used)
21	11H 64 T	( - )	Pin, Cotter, 5/32" x 1-1/2" (4 used)
22	W 10234 W	( - )	Bolt, Drilled
23	W 10225 W	( - )	Key
24	AW10093 W	( - )	Shaft, Rotor
25	GY 2007 W	( - )	Seal, Oil
26	JD 7395 R	( - )	Cone
27	JD 8224 W	( - )	Cup
28	GY 2174 W	( - )	Shim (.003" Thick)
	J 6382 HW	( - )	Shim (.010" Thick)
	J 10537 HN	( - )	Shim (.005" Thick)
29	W 10226 W	( - )	Cap, Front
30	GY 2006 W	( - )	Seal, Oil, Upper
31	.....	( - )	Washer, Plain, 1-17/32" x 2"
32	W 10218 W	( - )	Gear, Pinion, Small
33	W 10123 W	( - )	Plug, Vent
..	AW10097 W	( - )	Gear Housing Complete



**FRONT POWERSHAFT YOKE**

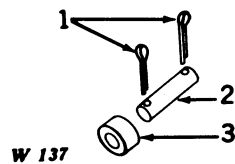
(Used to Convert Models 127, 207, 507, and 527 Gyramors from 540 rpm to 1000 rpm PTO)



Key	Part No.	Series No.	Description
1	(19H 1007 T	( - )	Cap Screw
	(12H 71 T	( - )	Washer, Lock, 1/2"
	(14H 389 T	( - )	Nut, Hex., 1/2"
2	(AE 11261 E	( - )	Yoke, Splined, 1-3/8", 21-Tooth (Used on Model 207 Gyramor only)
	(AE 11262 E	( - )	Yoke, Splined, 1-3/8", 21-Tooth (Used on Models 127, 507, and 527 only)

**SHEAR PIN AND INSERT**

(Used to Convert Model 127 Series ( -001) Gyramor from 540 rpm to 1000 rpm PTO)



Key	Part No.	Series No.	Description
1	11H 20 R	( - )	Pin, Cotter
2	W 10432 W	( - )	Pin, Shear
3	W 10431 W	( - )	Insert, Shear Pin

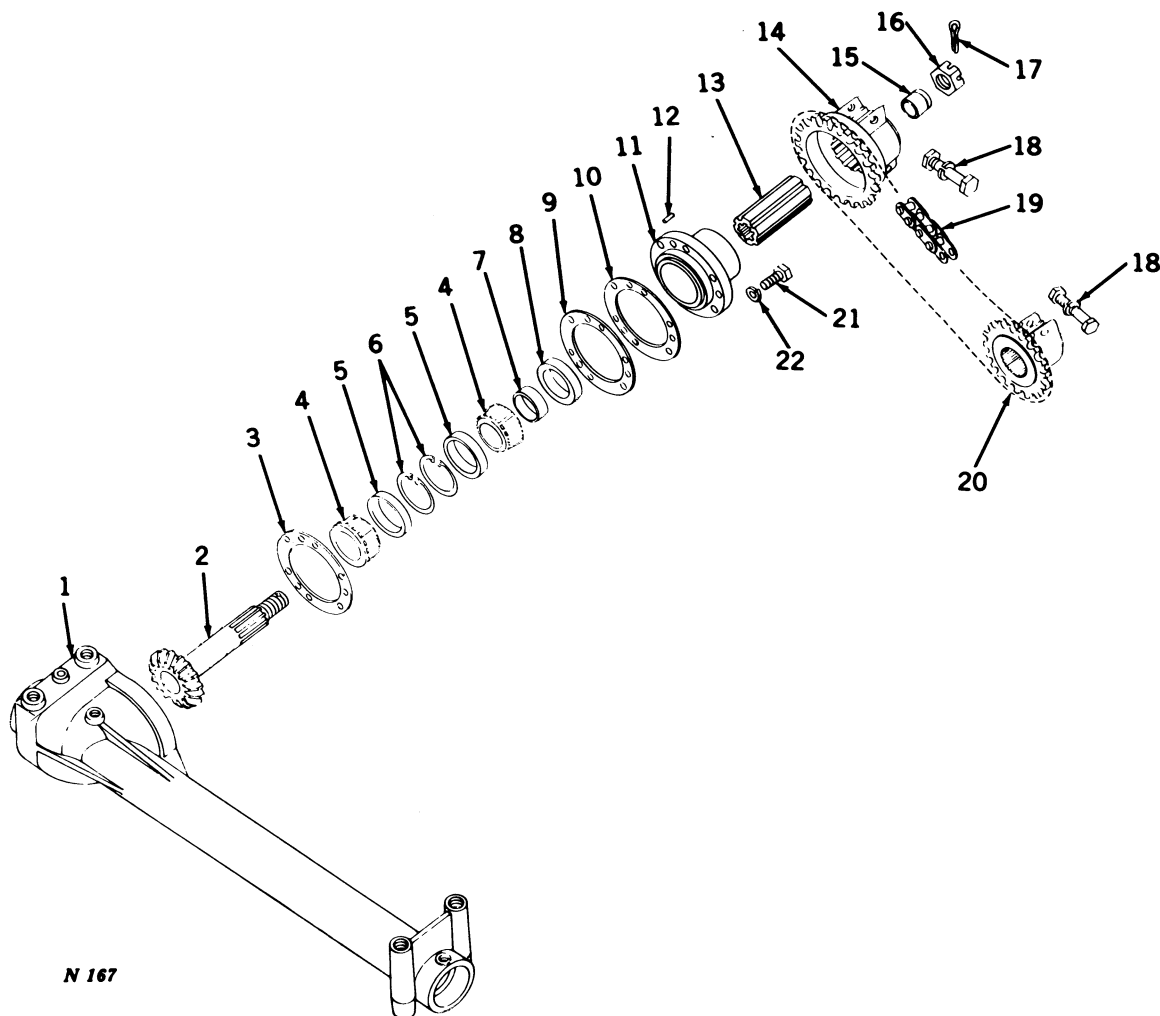


---

## MEMORANDA

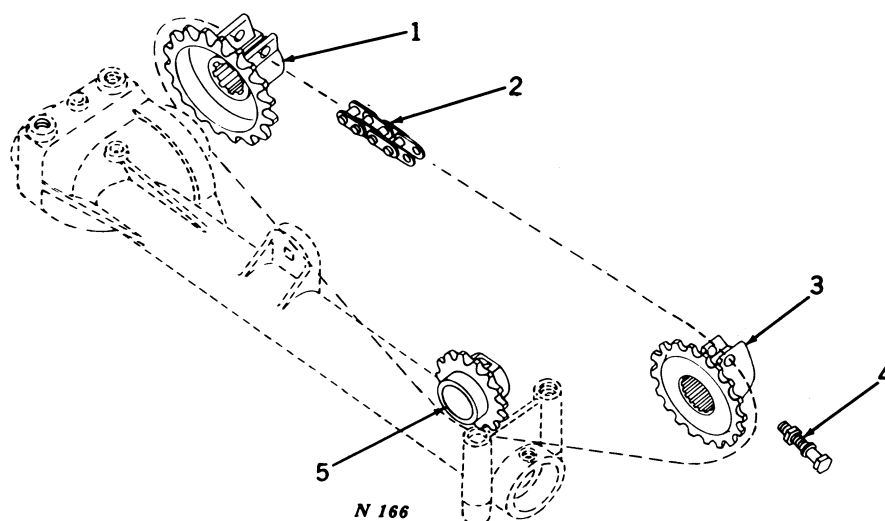


**HARVESTER, COTTON—No. 15—MAIN DRIVE GEAR HOUSING  
(1000 RPM PTO)**



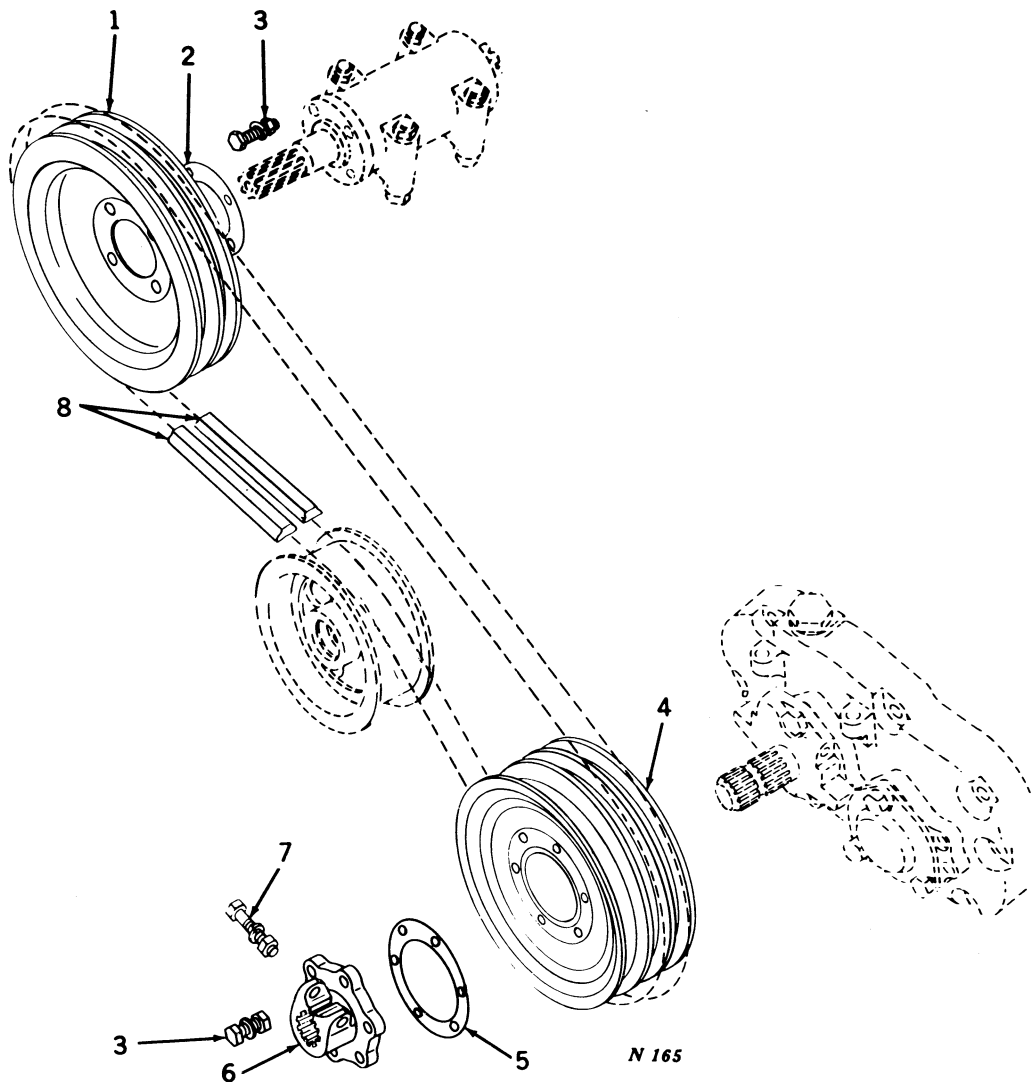
Key	Part No.	Year	Description
1	7711 CN	( - )	Housing, Gear
2	AN 50257 N	( - )	Shaft, Drive
3	RL 1399 N	( - )	Gasket, Front Cap
4	JD 7388 H	( - )	Bearing (2 used)
5	JD 7449 D	( - )	Cup (2 used)
6	L 1153 N	( - )	Ring, Snap (2 used)
7	R 3604 N	( - )	Spacer, Bearing Take-Up
8	AN 50308 N	( - )	Seal, Grease
9	S 4631 C	( - )	Shim (As Needed)
10	N 51605 N	( - )	Shim, Front Cap
11	N 50094 N	( - )	Cap, Front Bearing
12	X 6358 CN	( - )	Pin, Dowel, 5/16" x 3/4" (3 used)
13	N 51367 N	( - )	Sleeve, Drive
14	N 50014 N	( - )	Sprocket, Driven, 21 Teeth
15	N 51365 N	( - )	Spacer, Bearing
16	14H 534 R	( - )	Nut, Hex., Slotted, 3/4" N.F.
17	11H 45 R	( - )	Pin, Cotter, 1/8" x 1-1/2"
18	19H 1146 M	( - )	Screw, Cap, Hex. Hd., 7/16" x 2-1/2" (2 used)
	14H 257 R	( - )	Nut, Hex., 7/16"
	12H 12 R	( - )	Washer, Lock, 7/16"
19	AR 121 N	( - )	Chain, Drive (50 Links, 3/4" Pitch) (Sub. AB1288H)
20	N 50091 N	( - )	Sprocket, Drive
21	19H 988 N	( - )	Screw, Cap, Hex. Hd., 3/8" x 1-1/4" (6 used)
22	12H 11 R	( - )	Washer, Lock, 3/8"

**STRIPPER, COTTON—16—DRIVE FOR MAIN DRIVE GEAR HOUSING  
(1000 RPM PTO)**



Key	Part No.	Year	Description
1	N 50014 N	( - )	Sprocket, Driven
2	AR 121 N	( - )	Chain, Drive (50 Links, 3/4" Pitch) (Sub. AB1288H) John Deere "530," "630," and "730"
	AR 365 N	( - )	Chain, Drive (65 Links, 3/4" Pitch) (Sub. One AB1289H and Four AB1290H) John Deere "430"
3	N 50091 N	( - )	Sprocket, PTO
4	19H 1146 M	( - )	Screw, Cap, 7/16" x 2-1/2"
	14H 257 R	( - )	Nut, Hex., 7/16"
	12H 12 R	( - )	Washer, Lock, 7/16"
5	R 292 N	( - )	Sprocket, Tightener

PICKER, COTTON—1 AND 22, ONE-ROW MOUNTED—UNIT BEARING HOUSING DRIVE  
(1000 RPM)



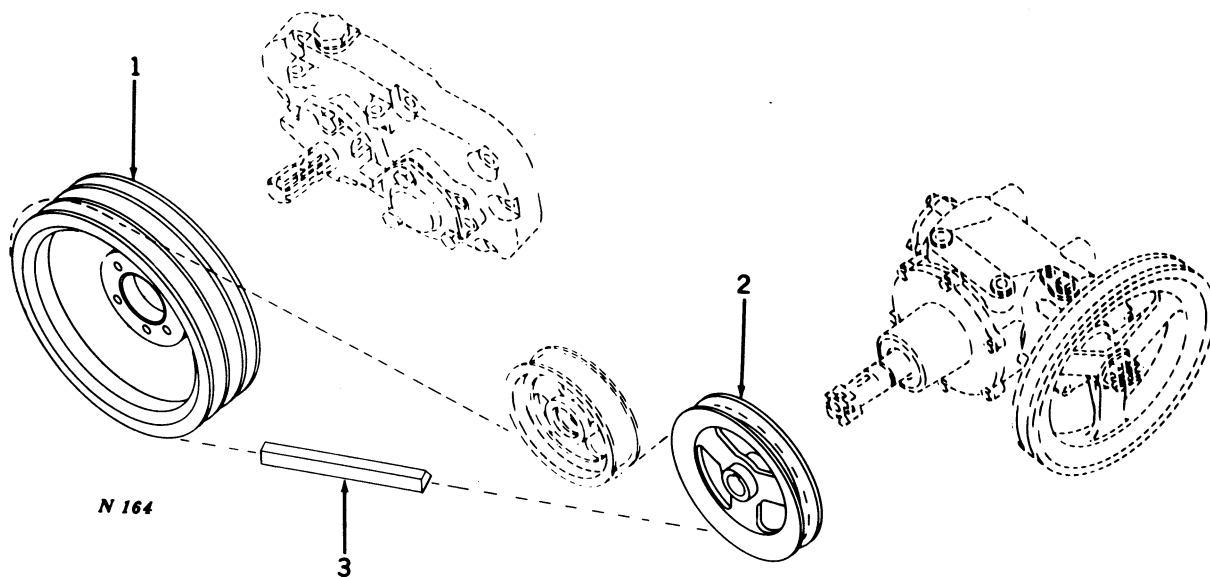
Key	Part No.	Year	Description
1	N 31722 N	( - )	Sheave, Unit Drive "50," "60," "70" Engine Driven, Low Drum "60" and "70" Engine Driven, High Drum "530," "630," "730," "520," "620," "720" Low Drum "630," "730," "620," "720" High Drum "630," "620," "60," and "70" Engine Driven with Special Reverse Gears, Low and High Drum "730" with Drop Axle Housing, High Drum
2	L 4651 N	( - )	Shim, Unit Drive Sheave
3	19H 1116 N	( - )	Screw, Cap, 3/8" x 1-1/2" (10 used)
	12H 11 R	( - )	Washer, Lock, 3/8"
	14H 255	( - )	Nut, Hex., 3/8"
4	N 31517 N	( - )	Sheave, PTO— "50" Engine Driven, Low Drum "530" and "520" Low Drum "630," "620," "60," and "70" Engine Driven with Special Gears, High and Low Drum
	N 31518 N	( - )	Sheave, PTO—"60" Engine Driven, High and Low Drum "630" and "620" High and Low Drum
	N 31519 N	( - )	Sheave, PTO—"730," "720," and "70" Engine Driven, High and Low Drum
	N 31021 N	( - )	Sheave, PTO—"730" with Drop Axle Housing, High Drum

**PICKER, COTTON—1 AND 22, ONE-ROW MOUNTED—UNIT BEARING HOUSING DRIVE—Continued  
(1000 RPM)**

Key	Part No.	Year	Description
5	N 32438 N	( - )	Spacer, PTO—"60" and "70" Engine Driven with Special Gears, High and Low Drum
6	N 31515 N	( - )	Hub—PTO Sheave "50," "60," "70" Engine Driven, Low Drum "60" and "70" Engine Driven, High Drum "530," "630," "730," "520," "620," "720" Low Drum "630," "730," "620," "720" High Drum "630," "620," "60," and "70" Engine Driven with Special Reverse Gears Low and High Drum "730" with Drop Axle Housing, High Drum
7	19H 1146 M	( - )	Screw, Cap, 7/16" x 2-1/2"
	14H 257 R	( - )	Nut, Hex., 7/16"
	12H 12 R	( - )	Washer, Lock, 7/16"
8	AN 30759 N	( - )	Belt, Matched Pair (Marked N31520N) "50" Engine Driven, Low Drum "60" Engine Driven, Special Gear, Low Drum "530" and "520" Low Drum "730" with Drop Axle Housing, High Drum
	AL 1549 N	( - )	Belt, Matched Pair (Marked L4277N) "70" Engine Driven, Low Drum "630," "730," "620," "720" Low Drum
	AN 30760 N	( - )	Belt, Matched Pair (Marked N31521N) "630," "620," and "70" Engine Driven, Special Gears, Low Drum
	AN 30761 N	( - )	Belt, Matched Pair (Marked N31522N) "630" and "620" High Drum "60" Engine Driven, High Drum
	AN 30762 N	( - )	Belt, Matched Pair (Marked N31523N) "730" and "720" High Drum "70" Engine Driven, High Drum
	AN 30763 N	( - )	Belt, Matched Pair (Marked N31524N) "630," "620," "60," and "70" Engine Driven Special Gears, High Drum
	AL 1456 N	( - )	Belt, Matched Pair (Marked L4243N) "60" Engine Driven, Low Drum

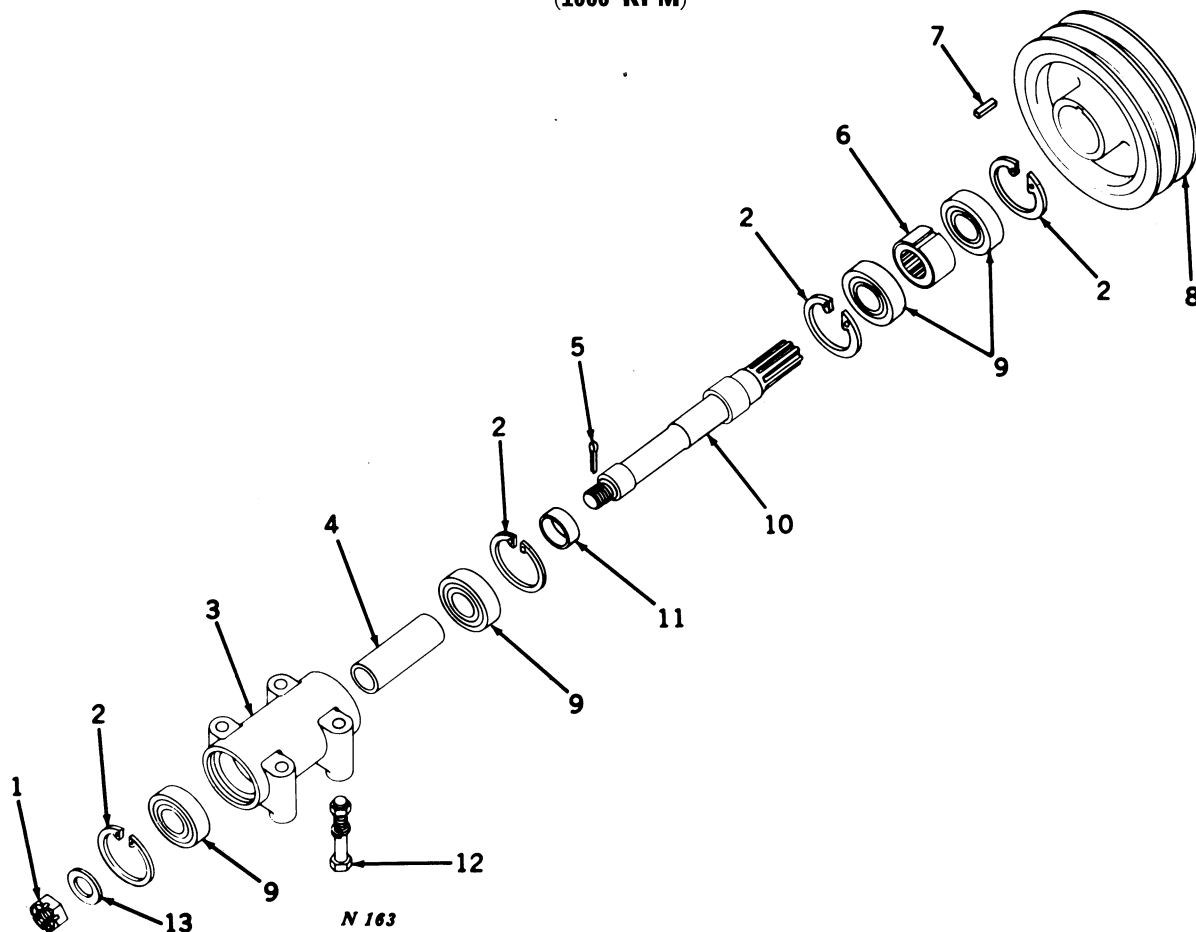


**PICKER, COTTON—1 AND 22, ONE-ROW MOUNTED—SUCTION AND BLOWER FAN GEAR HOUSING DRIVE (1000 RPM)**

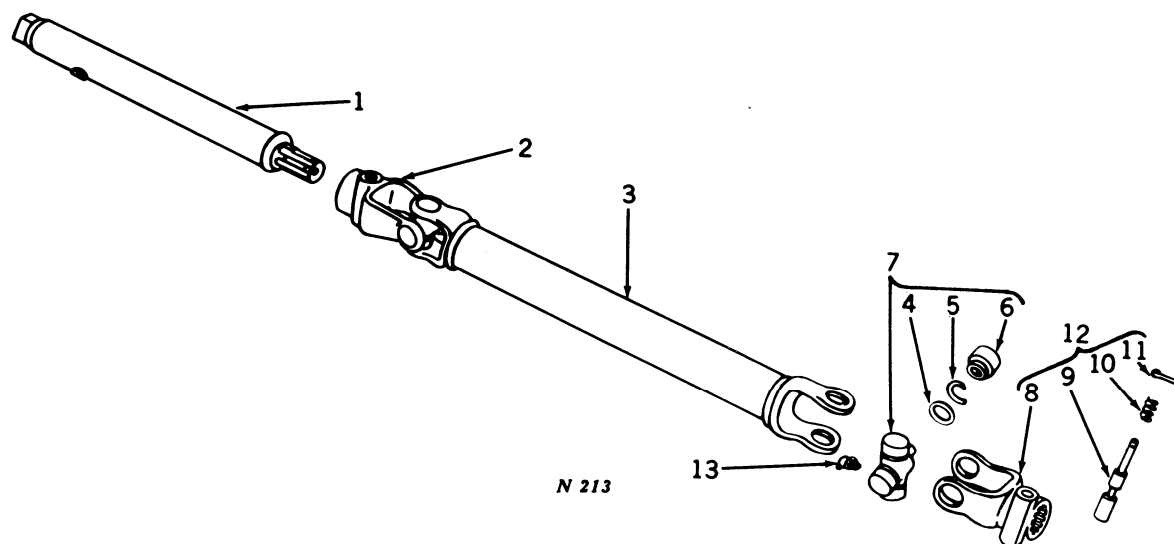


Key	Part No.	Year	Description
1	N 31722 N	( - )	Sheave, Unit Drive "50," "60," "70" Engine Driven, Low Drum "60" and "70" Engine Driven, High Drum "530," "630," "730," "520," "620," "720" Low Drum "630," "730," "620," "720" High Drum "630," "620," "60," and "70" Engine Driven with Special Reverse Gears, Low and High Drum "730" with Drop Axle Housing, High Drum
2	L 329 N	( - )	Sheave, Fan Gear Case Drive "50," "60," "70" Engine Driven, Low Drum "60" and "70" Engine Driven, High Drum "530," "630," "730," "520," "620," "720" Low Drum "630," "730," "620," "720" High Drum "630," "620," "60," and "70" Engine Driven with Special Gears, High and Low Drum
	L 328 N	( - )	Sheave, Fan Gear Case Drive "730" with Drop Axle Housing, High Drum
3	L 4490 N	( - )	Belt-Fan Gear Case Drive "50" Engine Driven, Low Drum "70" Engine Driven, High Drum "530" and "520" Low Drum "630" and "620" with Special Gears, High and Low Drum
	L 4100 N	( - )	Belt-Fan Gear Case Drive "630" and "620" High and Low Drum "730" and "720" High Drum
	L 4276 N	( - )	Belt-Fan Gear Case Drive "730" and "720" Low Drum
	L 4513 N	( - )	Belt-Fan Gear Case Drive "60" and "70" Engine Driven, Low Drum "60" Engine Driven, High Drum
	N 31233 N	( - )	Belt-Fan Gear Case Drive "70" Engine Driven with Special Gears, Low and High Drum "730" with Drop Axle Housing, High Drum
	L 4319 N	( - )	Belt-Fan Gear Case Drive "60" Engine Driven with Special Gears, Low and High Drum

**PICKER, COTTON—22, ONE-ROW MOUNTED—UNIT DRIVE BEARING HOUSING AND  
OVERRUNNING CLUTCH  
(1000 RPM)**

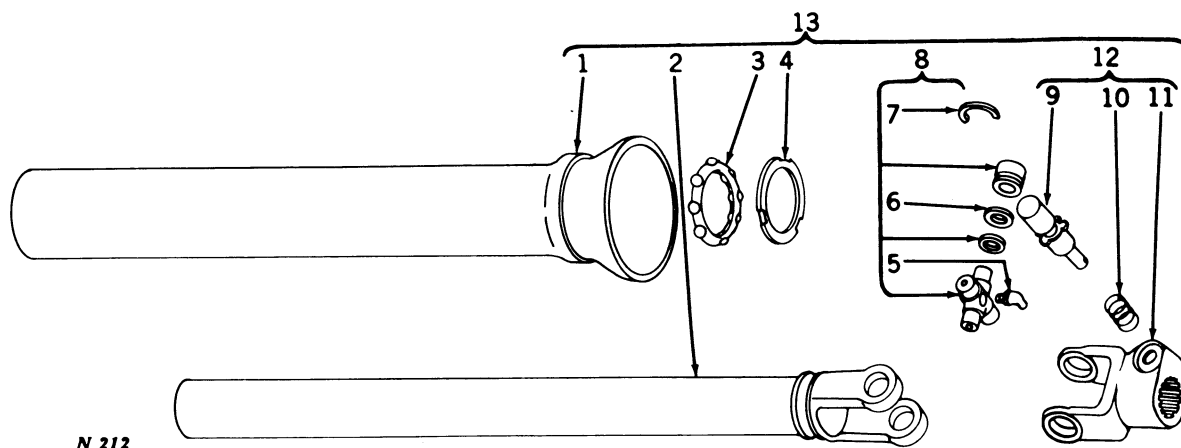


Key	Part No.	Year	Description
1	L 2282 N	( - )	Nut, Hex., Slotted, 7/8", N.F. Thread
2	L 1153 N	( - )	Ring, Snap (4 used)
3	L 325 N	( - )	Housing, Bearing
4	L 4848 N	( - )	Spacer, Bearing
5	11H 43 R	( - )	Pin, Cotter, 1/8" x 1-1/4"
6	AN 30766 N	( - )	Clutch, Overrunning
7	J 8567 H	( - )	Key, 1/4" x 1/4" x 1"
8	N 31532 N	( - )	Sheave, Unit Drive
9	JD 8547 N	( - )	Bearing (4 used)
10	N 31534 N	( - )	Shaft
11	N 31602 N	( - )	Spacer
12	19H 1106 N	( - )	Screw, Cap, 3/8" x 3-1/2" (4 used)
	14H 255 R	( - )	Nut, Hex., 3/8"
	12H 11 R	( - )	Washer, Lock, 3/8"
13	24H 563 H	( - )	Washer, 29/32" x 1-1/2" x .120"

**HARVESTER, BEET—100—PTO TUBE AND YOKE ASSEMBLY  
(1000 RPM PTO)**


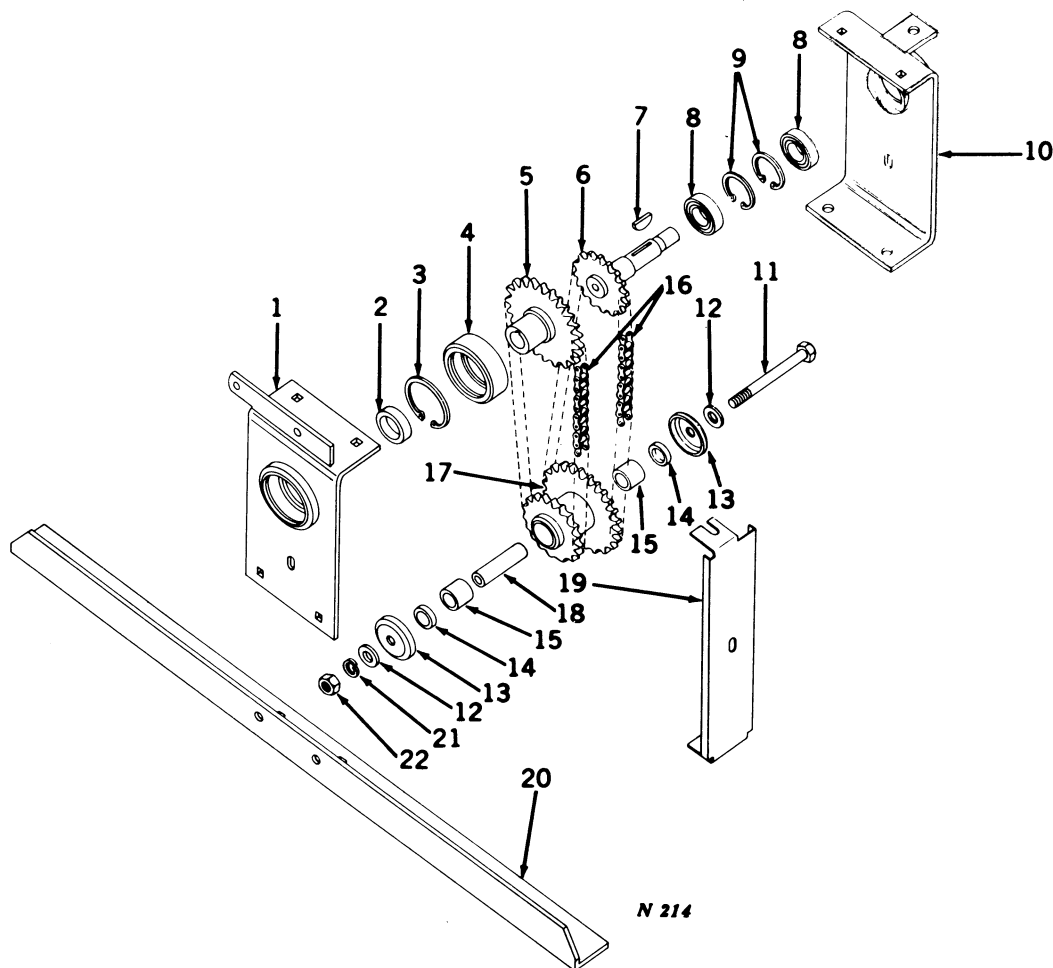
Key	Part No.	Serial No.	Description
1	AD 10162 DN (	—C11800 )	Tube, PTO (For Cart with Sorting Table)
2	N 5855 DN (	—C11800 )	Yoke, Rear
3	ND 1835 DN (	—C11800 )	Tube and Yoke Assembly
4	J 13218 H (	—C11800 )	Washer, Grease, Cork (4 used)
5	J 13214 H (	—C11800 )	Ring, Snap (4 used)
6	J 13213 H (	—C11800 )	Bearing (4 used)
7	AJ 7329 N (	—C11800 )	Spider Assembly
8	N 70166 N (	—C11800 )	Yoke, Front
9	C 10979 C (	—C11800 )	Pin, Locking
10	C 10981 C (	—C11800 )	Spring
11	11H 39 R (	—C11800 )	Pin, Cotter, 1/8" x 3/4"
12	AN 70092 N (	—C11800 )	Yoke Assembly, Front
13	JD 7781 (	—C11800 )	Fitting, Grease, 90°, 1/8"

**HARVESTER, BEET—100—FRONT UNIVERSAL JOINT AND TUBE, WITH SHIELD**  
 (Serial No. C11801—)  
 (1000 RPM PTO)

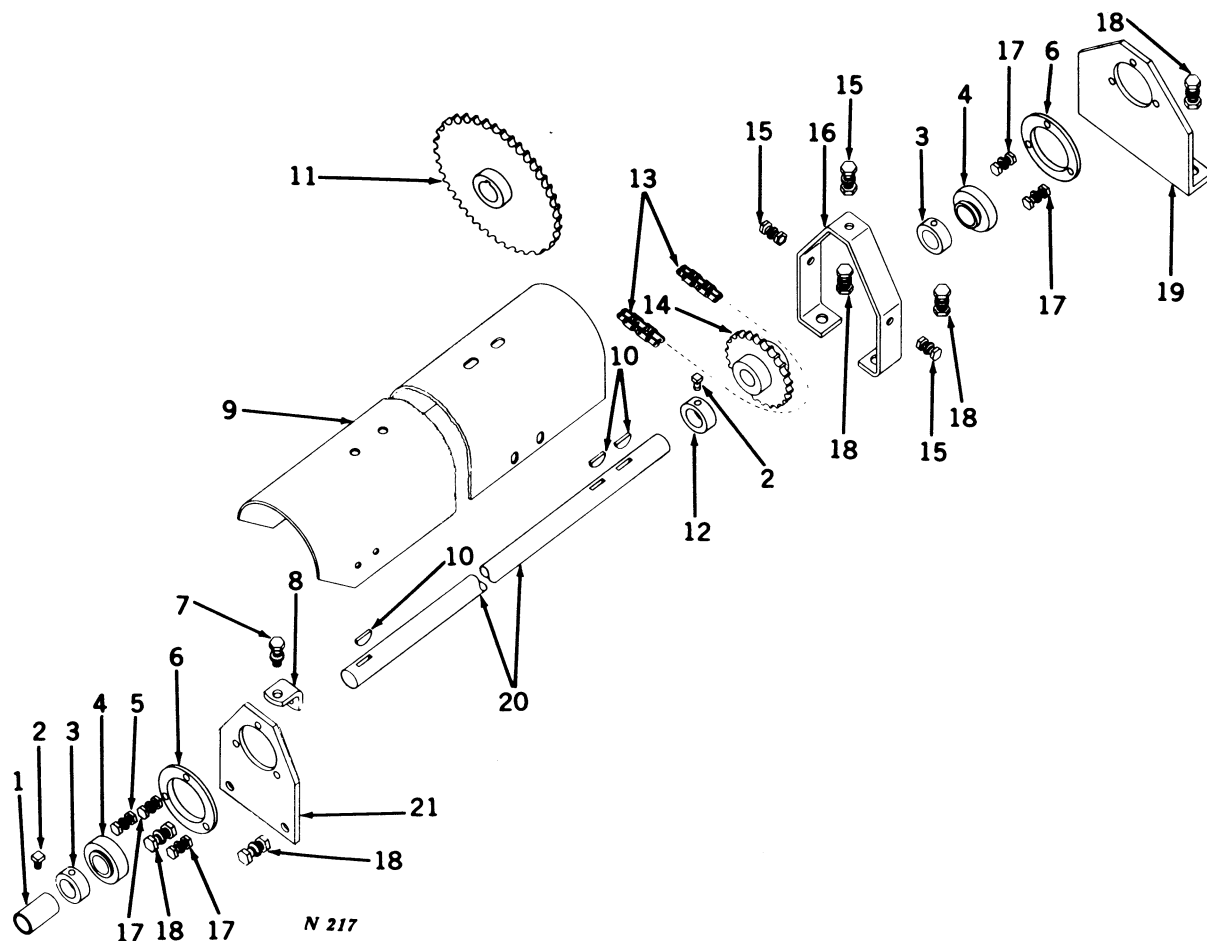


Key	Part No.	Serial No.	Description
1	AD 10136 DN	( C11801— )	Shield, Outer
2	AD 10137 DN	( C11801— )	Yoke, Tube and Sleeve
3	ALB 386 DN	( C11801— )	Bearing, Ball
4	LB 576 DN	( C11801— )	Washer, Thrust
5	JD 7760	( C11801— )	Fitting, Grease, 67-1/2", 1/8"
6	BP 13668 E	( C11801— )	Seal, Oil, Cork
7	BP 13669 E	( C11801— )	Ring, Snap
8	AM 2871 E	( C11801— )	Spider, Assembly
9	(AH 12250 H	( C11801— )	Pin, Lock, with "X" Washer
	(Z 9785 H	( C11801— )	Washer, "X"
10	H 22802 H	( C11801— )	Spring
11	N 70165 N	( C11801— )	Yoke, Front
12	AN 70091 N	( C11801— )	Yoke Assembly, Front
13	AD 10142 N	( C11801— )	Universal Joint and Tube with Shield, Front, Complete





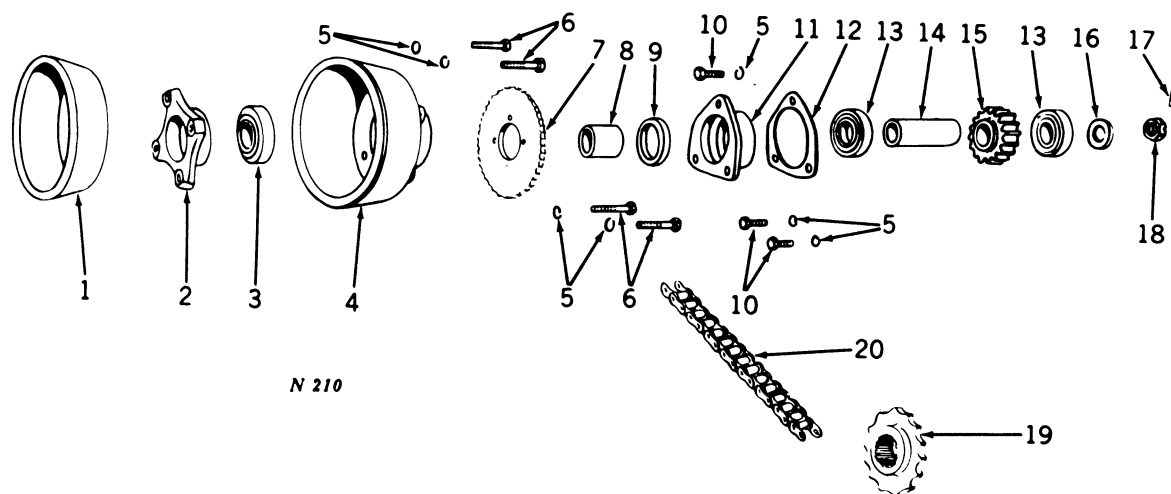
Key	Part No.	Serial No.	Description
1	AD 10153 DN (	—C11800 )	Plate, Support, Rear
2	28H 3056 N (	—C11800 )	Spacer, Pipe, 1-1/2" x 13/32"
3	D 10259 DN (	—C11800 )	Ring, Snap
4	JD 8532 N (	—C11800 )	Bearing
5	AD 10154 DN (	—C11800 )	Sprocket, Driven
6	AD 10155 DN (	—C11800 )	Shaft, Stub
7	26H 22 R (	—C11800 )	Key, Woodruff, 1/4" x 1"
8	D 10258 DN (	—C11800 )	Bearing (2 used)
9	N 70171 DN (	—C11800 )	Ring, Snap (2 used)
10	AD 10152 DN (	—C11800 )	Plate, Support, Front
11	7H 1511 N (	—C11800 )	Bolt, Mach., 1/2" x 4"
12	24H 447 T (	—C11800 )	Washer, 17/32" x 1-1/4" x .120" (2 used)
13	D 10249 DN (	—C11800 )	Cup, Bearing (2 used)
14	AP 22619 H (	—C11800 )	Seal (2 used)
15	JD 8829 N (	—C11800 )	Bearing (2 used)
16	AD 10151 DN (	—C11800 )	Chain (34 Links, 5/8" Pitch) (Sub. Three AP6095H, Two P20350H, and Two P20351H)
17	AD 10157 DN (	—C11800 )	Sprocket, Double Idler
18	D 10252 DN (	—C11800 )	Shaft, Idler
19	D 10250 DN (	—C11800 )	Shield, R.H.
	D 10251 DN (	—C11800 )	Shield, L.H.
20	D 10255 DN (	—C11800 )	Support Angle, Regular Hitch
	AD 10149 DN (	—C11800 )	Support Angle, Offset Hitch
21	12H 13 R (	—C11800 )	Washer, Lock, 1/2"
22	14H 259 R (	—C11800 )	Nut, Hex., 1/2"

HARVESTER, BEET—100—DRIVE SHAFT, BEARING, AND SPROCKET ASSEMBLY (C11801-  
(1000 RPM PTO)

Key	Part No.	Serial No.	Description
1	28H 1594 N	( C11801— )	Spacer
2	22H 36 R	( C11801— )	Screw, Set, 5/16" x 1-1/2", Sq. Hd., Cup Point (2 used)
3	JD 8551 H	( C11801— )	Collar, Drive Shaft (2 used)
4	JD 8552 H	( C11801— )	Bearing, Drive Shaft (2 used)
5	2H 322 R	( C11801— )	Bolt, Cge., 3/8" x 1-1/4", with Nut
	12H 11 R	( C11801— )	Washer, Lock, 3/8"
6	C 3056 E	( C11801— )	Flange, Bearing (2 used)
7	7H 306 B	( C11801— )	Bolt, Mach., 3/8" x 3/4", less Nut
	12H 11 R	( C11801— )	Washer, Lock, 3/8"
8	AD 10088 DN	( C11801— )	Support, Shield, Front
9	D 10209 DN	( C11801— )	Shield, Drive Shaft
10	26H 22 R	( C11801— )	Key, Woodruff, 1/4" x 1" (2 used)
11	AD 10146 N	( C11801— )	Sprocket, 45-Tooth
12	D 10169 DN	( C11801— )	Collar, Clutch
13	AD 10101 N	( C11801— )	Chain, Jackshaft Drive, 71 Links No. 50 Roller Chain (For Cart with Sorting Table) (Sub. One AP6093H, Two AP6095H, and One P20352H)
	AD 10099 DN	( C11801— )	Chain, Jackshaft Drive, 106 Links No. 50 Roller Chain (For Cart without Sorting Table) (Sub. One AP6093H, One AP6094H, Three AP6095H, and One P20352H)
14	AD 10147 DN	( C11801— )	Sprocket, 24-Tooth
15	7H 1026 H	( C11801— )	Bolt, Mach., 3/8" x 1", with Nut (3 used)
	12H 11 R	( C11801— )	Washer, Lock, 3/8"
16	D 10182 DN	( C11801— )	Support, Shield, Rear
17	2H 306 R	( C11801— )	Bolt, Cge., 3/8" x 1", with Nut (6 used)
18	7H 733 H	( C11801— )	Bolt, Mach., 1/2" x 1-1/4", with Nut (6 used)
19	D 10177 DN	( C11801— )	Support, Drive Shaft, Rear (For Cart, less Sorting Table)
	D 10180 DN	( C11801— )	Support, Drive Shaft, Rear (For Cart, with Sorting Table)
20	D 10199 DN	( C11801— )	Shaft, Drive
21	D 10187 DN	( C11801— )	Bracket, Bearing, Front



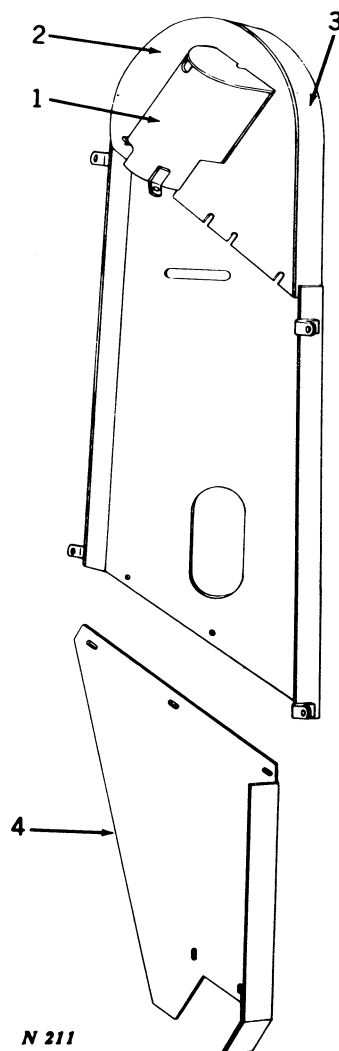
**HARVESTER, BEET—100—MAIN DRIVE CHAIN, GEAR BOX DRIVE SPROCKET, AND POWERSHAFT SPROCKET  
(1000 RPM PTO)**



N 210

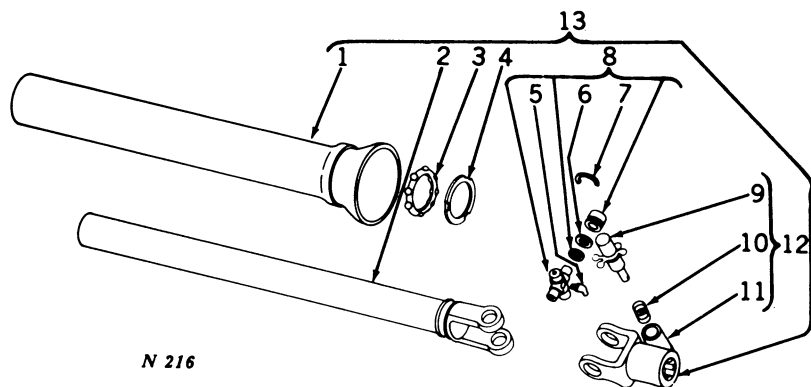
Key	Part No.	Year	Description
1	N 6670 DN (	- )	Facing, Clutch
2	N 6840 DN (	- )	Cap, Thrust
3	JD 7160 H (	- )	Cone, Clutch Bearing
4	N 6839 DN (	- )	Cup, Clutch
5	12H 11 R (	- )	Washer, Lock, 3/8" (7 used)
6	19H 250 T (	- )	Screw, Cap, 3/8" x 2" (4 used)
7	D 10168 DN (	- )	Sprocket, Drive, Gear Box, 42-Tooth
8	N 6799 DN (	- )	Spacer, Clutch
9	N 7173 DN (	- )	Seal, Oil
10	19H 211 R (	- )	Screw, Cap, 3/8" x 1" (3 used)
11	N 6793 DN (	- )	Cap, Bearing
12	N 6798 DN (	- )	Gasket, Bearing Cap
13	JD 7681 H (	- )	Bearing, Cone, Clutch (2 used)
14	N 6797 DN (	- )	Spacer, Top Shaft
15	N 6626 DN (	- )	Gear, Spur, Driver
16	N 6796 DN (	- )	Washer, Shaft, Gear Box
17	11H 82 R (	- )	Pin, Cotter, 3/16" x 1-1/4"
18	14H 534 T (	- )	Nut, Shaft, 3/4", Slotted
19	D 10172 DN (	- )	Sprocket, Powershaft
20	AD 10126 DN (	- )	Chain, Drive, Main (63 Links, RC-60 Chain, 3/4" Pitch) (Sub. One AB1289H and Four AB1290H)

**HARVESTER, BEET—100—DRIVE SHIELD**  
 (Cart with Sorting Table, Serial No. C10301-C11800)  
 (1000 RPM PTO)



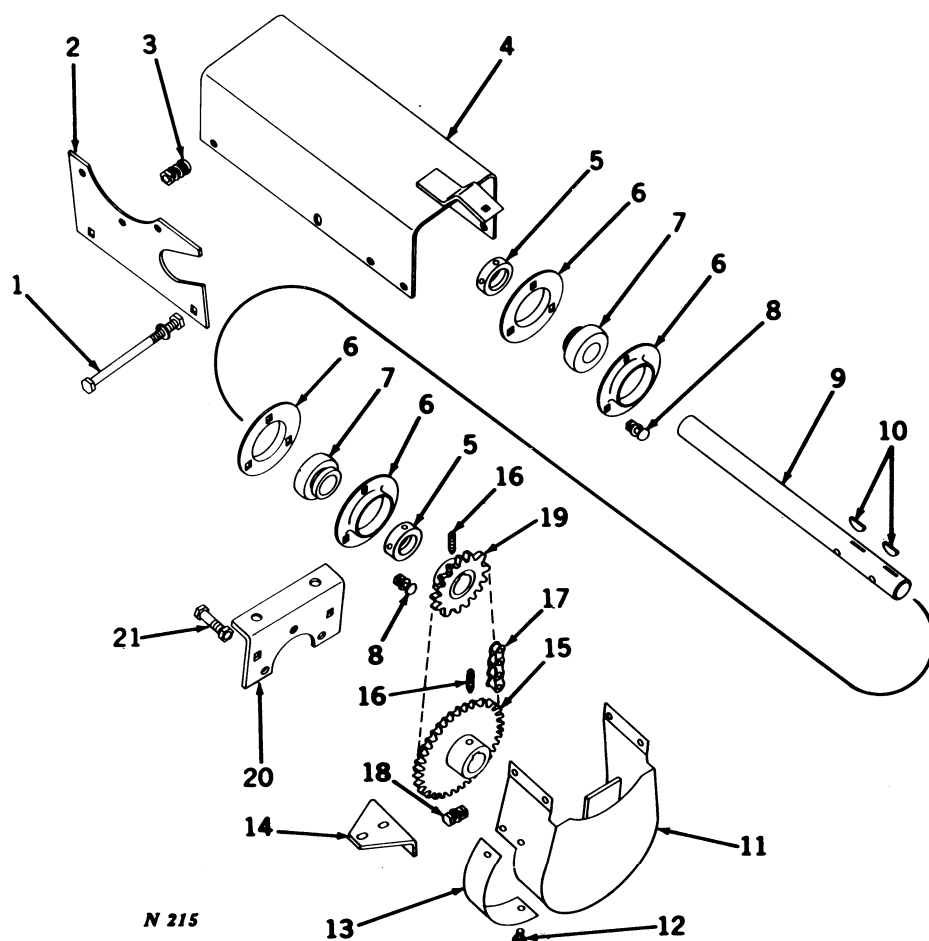
Key	Part No.	Serial No.	Description
1	ND 2626 DN	( C10301—C11800 )	Shield, Bevel Gear
2	ND 2629 DN	( C10301—C11800 )	Sheet, Rear, Rotary Table Drive Shield
3	ND 2625 DN	( C10301—C11800 )	Shield, Drive, Rotary Table
4	AD 10150 DN	( C10301—C11800 )	Shield, V-Belt

**DIGGERS, POTATO, DOUBLE LEVEL-BED, 30 SERIES—FRONT UNIVERSAL JOINT AND TUBE, WITH SHIELD (1000 RPM PTO)**



Key	Part No.	Year	Description
1	ALB 385 DN (	- )	Shield, Outer
2	ALB 384 DN (	- )	Yoke, Tube and Sleeve
3	ALB 386 DN (	- )	Bearing, Ball
4	LB 576 DN (	- )	Washer, Thrust
5	JD 7760 (	- )	Fitting, Grease, 67-1/2°, 1/8"
6	BP 13668 E (	- )	Seal, Oil, Cork
7	BP 13669 E (	- )	Ring, Snap
8	AM 2871 E (	- )	Spider Assembly
9	AH 12250 H (	- )	Pin, Lock, with "X" Washer
	Z 9785 H (	- )	Washer, "X"
10	H 22802 H (	- )	Spring
11	H 22800 H (	- )	Yoke, Front
12	AC 10527 C (	- )	Yoke Assembly, Front
13	AN 70108 N (	- )	Universal Joint and Tube with Shield, Front, Complete

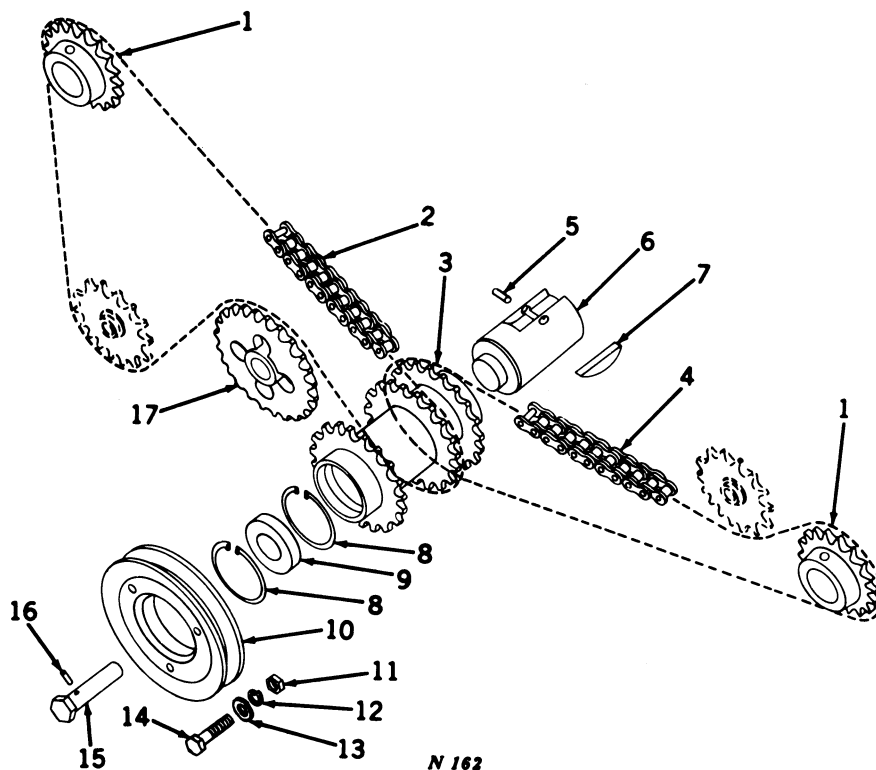
**DIGGER, POTATO, DOUBLE LEVEL-BED, 30 SERIES—SPEED REDUCTION BOX**  
(1000 RPM)



Key	Part No.	Year	Description
1	(8H 3793 N 14H 255 R 12H 11 R)	( - -)	Bolt, Mach., Hex. Hd., 3/8" x 6-1/2" (3 used) Nut, Hex., 3/8" Washer, Lock, 3/8"
2	N 70152 N	(-)	Plate, Gear Box (2 used)
3	(2H 472 A 14H 257 R 12H 12 R 24H 170 H)	( - - -)	Bolt, Cge., 7/16" x 1" (4 used) Nut, Hex., 7/16" Washer, Lock, 7/16" Washer, 15/32" x 1" x .060"
4	AN 70073 N	(-)	Bracket, Bearing
5	JD 8551 H	(-)	Collar (2 used)
6	C 3056 E	(-)	Flange (4 used)
7	JD 8552 H	(-)	Bearing (2 used)
8	(2H 308 E 14H 255 R 12H 11 R)	( - -)	Bolt, Cge., 3/8" x 1" (6 used) Nut, Hex., 3/8" Washer, Lock, 3/8"
9	N 70158 N	(-)	Jackshaft
10	26H 22 R	(-)	Key, Woodruff, 1/4" x 1" (2 used)
11	AN 70074 N	(-)	Shield
12	21H 687 H	(-)	Screw, Mach., Rd. Hd. (2 used)
13	N 70161 N	(-)	Cover, Shield
14	AN 70167 N	(-)	Clip, Shield Attaching (Stone Picker)
15	AN 70083 N	(-)	Sprocket, Driven
16	22H 78 R	(-)	Screw, Set, 3/8" x 1", Sq. Hd., Cup Point (2 used)
17	AN 70075 N	(-)	Chain, Drive (Sub. Four AB1290H, One B5234H, and One B5235H)
18	(17H 158 H 14H 253 R 12H 12 R)	( - -)	Bolt, Mach., Hex. Hd., 5/16" x 3/4" (4 used) Nut, Hex., 5/16" Washer, Lock, 5/16"
19	AN 70082 N	(-)	Sprocket, Drive
20	AN 70072 N	(-)	Bracket, Chain Adjustment
21	(7H 1162 N 14H 257 R)	( -)	Bolt, Mach., Hex. Hd., 7/16" x 2" (2 used) Nut, Hex., 7/16"



**PICKERS, CORN—127 AND 227 TRACTOR-MOUNTED, TWO-ROW PUSH-TYPE—POWERSHAFT DRIVES**  
**(JOHN DEERE "430," "530," "630," AND "730" TRACTORS)**  
**(1000 RPM PTO)**



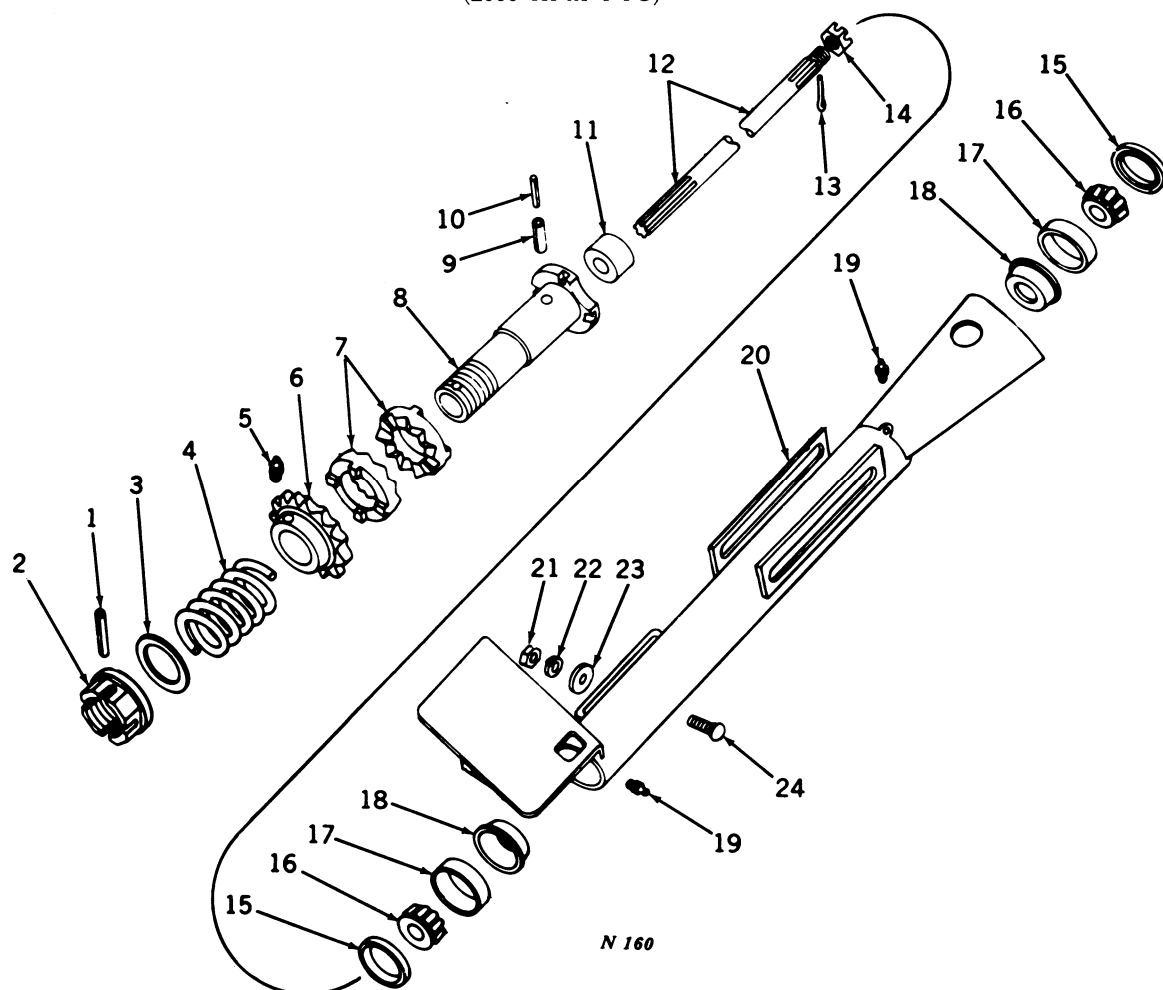
Key	Part No.	Year	Description
1	AN 10514 N	( - )	Sprocket, Driven (1 used 127 Picker, 2 used 227 Picker)
2	AJ 10069 N	( - )	Chain, Drive, R.H. (91 Links, RC60 Chain, 3/4" Pitch) (John Deere "530," "630," and "730" Tractors) (227 Picker)
	AJ 10058 N	( - )	Chain, Drive, R.H. (85 Links, RC60 Chain, 3/4" Pitch)
3	AN 10196 N	( - )	Sprocket Assembly, PTO Drive (127 and 227 Pickers)
4	AJ 10207 N	( - )	Chain, Drive, L.H. (93 Links, RC60 Chain, 3/4" Pitch) (John Deere "430," "530," "630," and "730" Tractors) (227 Picker) (John Deere "530" and "630" Tractors) (127 Picker)
	AJ 9680 N	( - )	Chain, Drive, L.H. (95 Links, RC60 Chain, 3/4" Pitch) (John Deere "430" Tractor) (127 Picker)
5	N 10190 N	( - )	Pin ("530," "630," and "730" Tractors) (127 and 227 Pickers)
	N 11654 N	( - )	Pin ("430" Tractor) (127 and 227 Pickers)
6	AN 10197 N	( - )	Sleeve Assembly, PTO (John Deere "530," "630," and "730" Tractors) (127 and 227 Pickers)
	AN 10905 N	( - )	Sleeve Assembly, PTO (John Deere "430" Tractor) (127 and 227 Pickers)
7	26H 40 E	( - )	Key, Woodruff (127 and 227 Pickers)
8	N 10193 N	( - )	Ring, Snap (127 and 227 Picker) (2 used)
9	24H 1142 N	( - )	Washer, 13/16" x 2-7/16" x .250" (127 and 227 Pickers)
10	N 10191 N	( - )	Sheave, Fan Drive (127 and 227 Pickers)
11	14H 255 R	( - )	Nut, Hex., 3/8" (127 and 227 Pickers)
12	12H 11 R	( - )	Washer, Lock, 3/8" (127 and 227 Pickers)
13	24H 156 R	( - )	Washer, 13/32" x 11/16" x .060" (127 and 227 Pickers)
14	19H 246 R	( - )	Screw, Cap, 3/8" x 1-3/4" (127 and 227 Pickers) (3 used)
15	N 10189 N	( - )	Bolt, Drilled (127 and 227 Pickers)
16	34H 104 H	( - )	Rollpin, 1/4" x 1-3/8" (127 and 227 Pickers)
17	AN 10187 N	( - )	Sprocket, Drive on Wagon Elevator Gear Housing (127 and 227 Pickers)

(Parts listed below are not illustrated.)

AB 1288 H	( - )	50 Links, RC60, 3/4" Pitch Steel Roller Chain
AB 1289 H	( - )	25 Links, RC60, 3/4" Pitch Steel Roller Chain
AB 1290 H	( - )	10 Links, RC60, 3/4" Pitch Steel Roller Chain
B 5234 H	( - )	Link, Chain, 3/4" Pitch
B 5235 H	( - )	Link, Connecting, 3/4" Pitch
B 5321 H	( - )	Link, Offset, 3/4" Pitch
P 24350 H	( - )	Washer, Snap Spring, 3/4" Pitch
P 29360 H	( - )	Pin, Cotter, for Offset Link



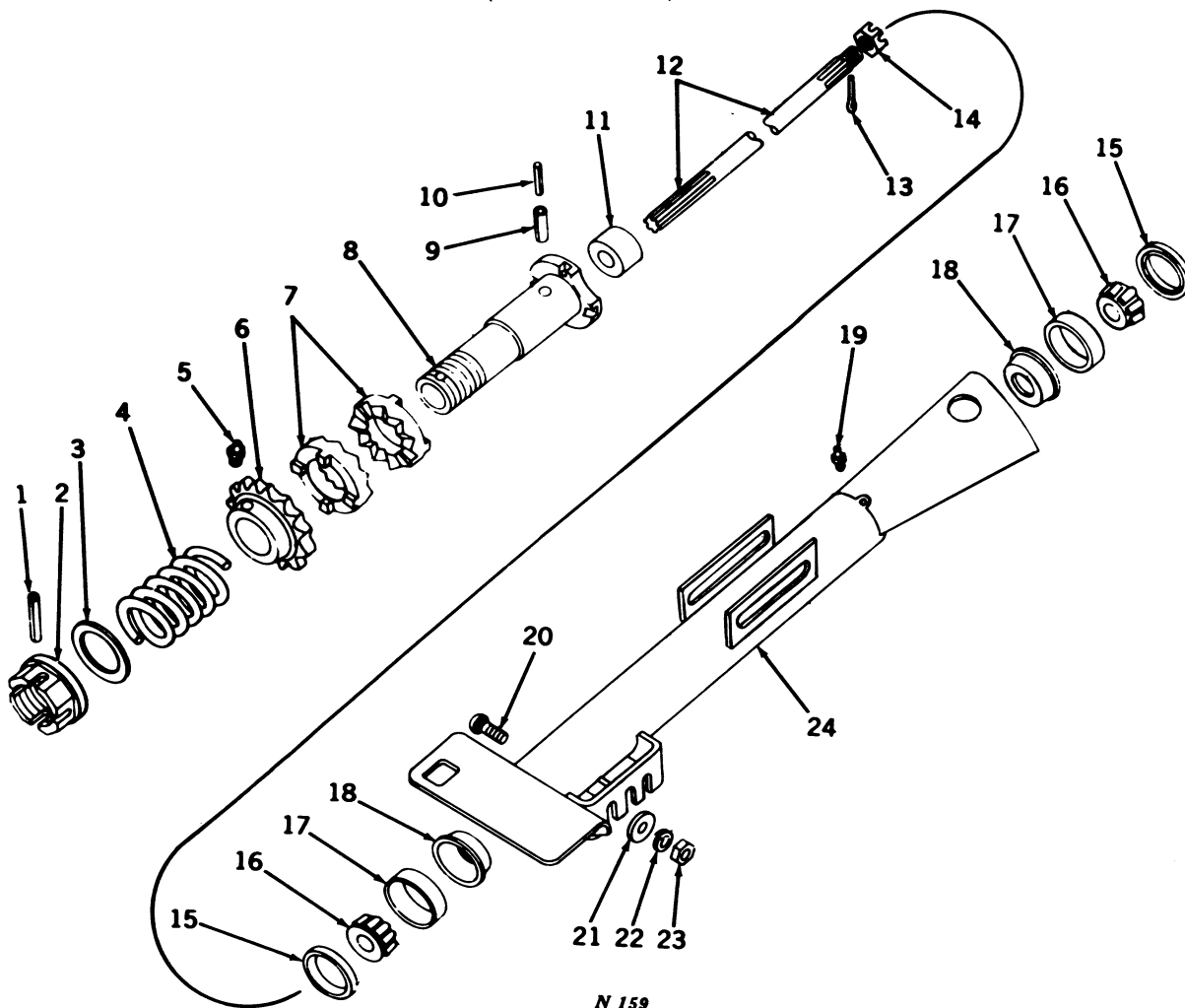
**PICKER, CORN—127 AND 227 TRACTOR-MOUNTED, TWO-ROW PUSH-TYPE—REAR POWERSHAFT  
WITH HOUSING, R.H.—227 CORN PICKER ONLY  
(1000 RPM PTO)**



Key	Part No.	Serial No.	Description
1	AJ 8673 N	( — )	Pin, Roll, Assembly
2	J 1927 N	( — )	Nut, Slip Clutch
3	B 5977 H	( — )	Washer, 2" x 2-7/8" x .105"
4	J 17822 N	( — )	Spring, 3" x 3-7/8", 5-1/2 Coils
5	JD 7759	( — )	Fitting, Grease, Straight, 1/8"
6	(J 18262 N AN 10514 N	( — )	Sprocket, Driven, 18 Teeth (540 rpm PTO)
7	J 17825 N	( — )	Sprocket, Driven, 26 Teeth (1000 rpm PTO)
8	J 18265 N	( — )	Jaw, Slip Clutch (2 used)
9	34H 119 C	( — )	Retainer, Slip Clutch
10	34H 83 N	( — )	Pin, Roll, 5/16" x 1-3/4"
11	J 18266 N	( — )	Pin, Roll, 3/16" x 1-3/4"
12	J 18289 N	( — )	Spacer
13	11H 45 R	( — )	Shaft, Power
14	J 13155 H	( — )	Pin, Cotter, 1/8" x 1-1/2"
15	AJ 9670 N	( — )	Nut, Hex., Slotted, 3/4"
16	JD 7388 H	( — )	Seal, Grease (2 used)
17	JD 7449 D	( — )	Bearing (2 used)
18	J 18282 N	( — )	Cup (2 used)
19	JD 7797	(227-291 — )	Cup, Grease (2 used)
20	AN 10098 N	( — )	Fitting, Grease, Straight, 1/4" (2 used)
			Housing Assembly, with Grease Cups (Sub. for AJ9230N, AJ10114N, or AJ10620N)
21	14H 259 R	( — )	Nut, Hex., 1/2"
22	12H 13 R	( — )	Washer, Lock, 1/2"
23	24H 554 F	( — )	Washer, 17/32" x 1-3/8" x .120"
24	2H 966 N	( — )	Bolt, Cge., 1/2" x 1-1/2", with Hex. Nut



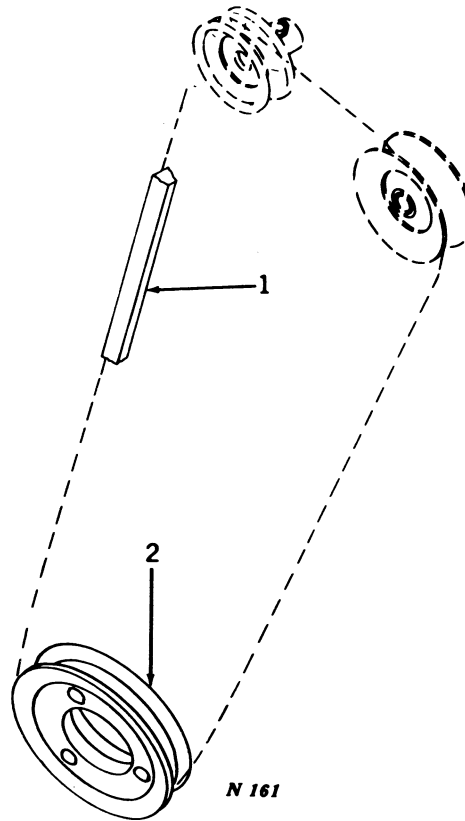
**PICKER, CORN—127 AND 227 TRACTOR-MOUNTED, TWO-ROW PUSH-TYPE—REAR POWERSHAFT  
WITH HOUSING, L.H.  
(1000 RPM PTO)**



N 159

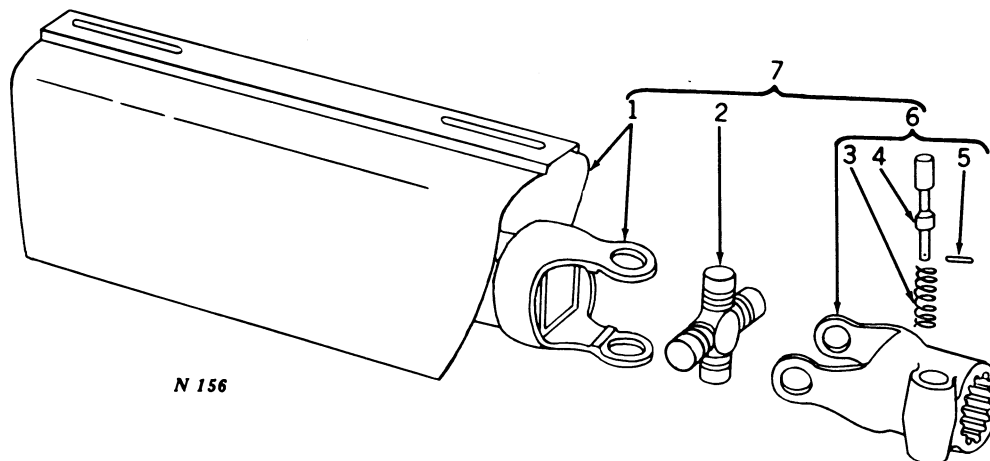
Key	Part No.	Serial No.	Description
1	AJ 8673 N	( — )	Pin, Roll, Assembly
2	J 1927 N	( — )	Nut, Slip Clutch
3	B 5977 H	( — )	Washer, 2" x 2-7/8" x .105"
4	J 17822 N	( — )	Spring, 3" x 3-7/8", 5-1/2 Coils
5	JD 7759	( — )	Fitting, Grease, Straight, 1/8"
6	(J 18262 N AN 10514 N)	( — )	Sprocket, Driven, 18 Teeth (540 rpm PTO)
7	J 17825 N	( — )	Sprocket, Driven, 26 Teeth (1000 rpm PTO)
8	J 18265 N	( — )	Jaw, Slip Clutch (2 used)
9	34H 119 C	( — )	Retainer, Slip Clutch
10	34H 83 N	( — )	Pin, Roll, 5/16" x 1-3/4"
11	J 18266 N	( — )	Pin, Roll, 3/16" x 1-3/4"
12	J 18289 N	( — )	Spacer
13	11H 45 R	( — )	Shaft, Power
14	J 13155 H	( — )	Pin, Cotter, 1/8" x 1-1/2"
15	AJ 9670 N	( — )	Nut, Hex., Slotted, 3/4"
16	JD 7388 H	( — )	Seal, Grease (2 used)
17	JD 7449 D	( — )	Bearing (2 used)
18	J 18282 N	( — )	Cup, Grease (2 used)
19	JD 7797	(227-291—)	Cup, Grease (2 used)
20	2H 966 N	( — )	Fitting, Grease, Straight, 1/4" (2 used)
21	24H 554 F	( — )	Bolt, Cge., 1/2" x 1-1/2", with Hex. Nut
22	12H 13 R	( — )	Washer, 17/32" x 1-3/8" x .120"
23	14H 259 R	( — )	Washer, Lock, 1/2"
24	AN 10099 N	( — )	Nut, Hex., 1/2"
			Housing Assembly, with Grease Cups (Sub. for AJ9231N, AJ10115N, or AJ10621N)



**PICKER, CORN—127 AND 227 TRACTOR-MOUNTED, TWO-ROW PUSH-TYPE—FAN DRIVE  
(1000 RPM PTO)**

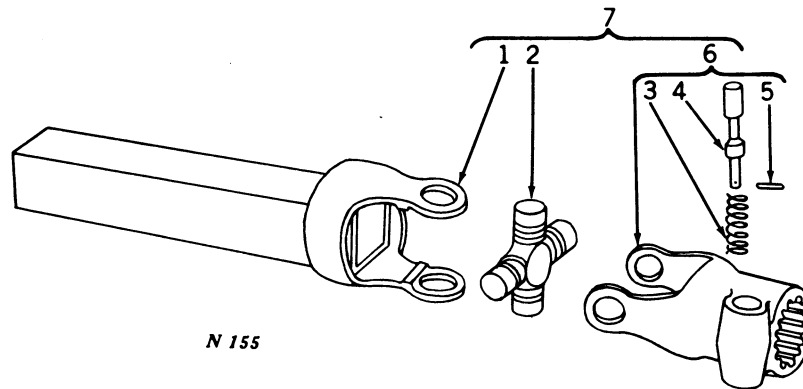
Key	Part No.	Year	Description
1	N 10207 N	( - )	Belt, Fan (John Deere "530," "630," and "730" Tractors) (127 and 227 Picker)
2	N 32248 N	( - )	Belt, Fan (John Deere "430" Tractor) (127 and 227 Picker)
	N 10191 N	( - )	Sheave, Drive (John Deere "430," "530," "630," and "730" Tractors) (127 and 227 Pickers)

**SNAPPERS, CORN—No. 100, ONE-ROW SEMI-MOUNTED—UNIVERSAL JOINT WITH SQUARE SLEEVE  
AND SHIELD ON TRACTOR**  
(JOHN DEERE "430" UTILITY, "430" TRICYCLE, "530," "630," AND "730" TRACTORS)  
(1000 RPM PTO)



Key	Part No.	Year	Description
1	AJ 9433 N	( - )	Sleeve, Square, with Shield (John Deere "430" Utility, "530," "630," and "730" Tractors)
	AJ 9493 N	( - )	Sleeve, Square, with Shield (John Deere "430" Tricycle)
2	AJ 7329 N	( - )	Connection, Complete, with Bearings and Snap Rings
3	C 10981 C	( - )	Spring, Lock Pin (For Long Pin)
	J 16563 N	( - )	Spring, Lock Pin (For Short Pin)
4	C 10979 C	( - )	Pin, Lock (Long Pin 4-7/8" Long)
	C 11017 C	( - )	Pin, Lock (Short Pin 3-11/16" Long)
5	11H 39 R	( - )	Pin, Cotter, 1/8" x 3/4"
6	AN 10687 N	( - )	Yoke Assembly
7	AN 10891 N	( - )	Sleeve, Square, with Shield Assembly and Splined Joint (John Deere "430" Tricycle Tractor)
	AN 10194 N	( - )	Sleeve, Square, with Shield Assembly and Splined Joint (John Deere "430" Utility, "530," "630," and "730" Tractors)

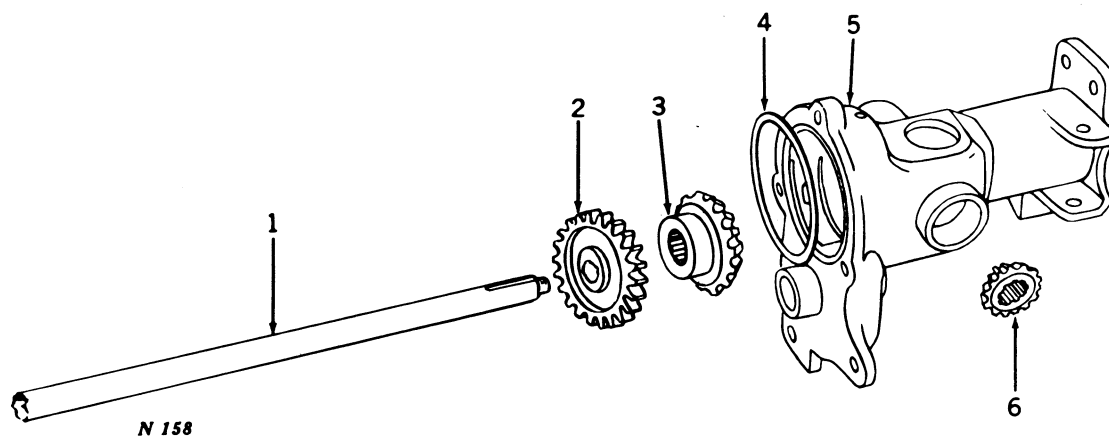
**SNAPPERS, CORN—No. 100, ONE-ROW SEMI-MOUNTED—UNIVERSAL JOINT WITH SQUARE SLEEVE  
(JOHN DEERE "430" STANDARD TRACTOR WITH 1000 RPM PTO)**



Key	Part No.	Year	Description
1	AN 10897 N	( - )	Sleeve, Square
2	AJ 7329 H	( - )	Connection, with Bearings
3	(C 10981 C	( - )	Spring, Lock Pin (For Long Pin)
	(J 16563 N	( - )	Spring, Lock Pin (For Short Pin)
4	(C 10979 C	( - )	Pin, Lock (Long Pin 4-7/8" Long)
	(C 11017 C	( - )	Pin, Lock (Short Pin 3-11/16" Long)
5	11H 39 R	( - )	Pin, Cotter, 1/8" x 3/4"
6	AN 10687 N	( - )	Yoke Assembly
7	AN 10896 N	( - )	Sleeve, Square, with Splined Joint



**SNAPPER, CORN—No. 100, ONE-ROW SEMI-MOUNTED—POWER DRIVE GEAR HOUSING, R.H.  
(1000 RPM PTO)**

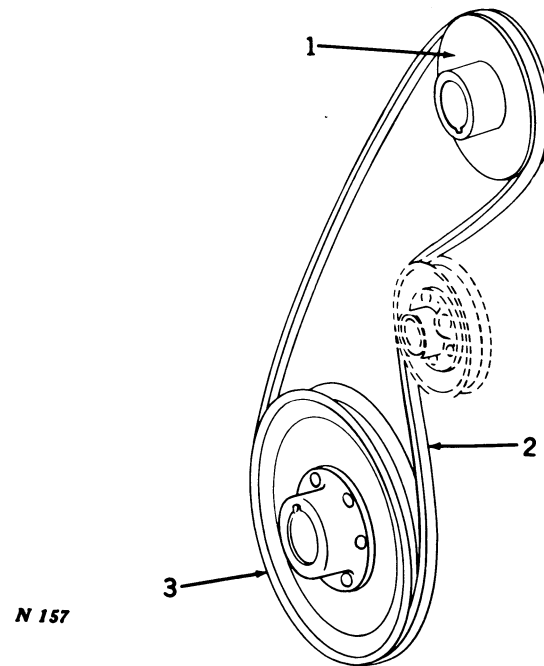


Key	Part No.	Year	Description
1	J 16376 N	( - )	Shaft, Cross, Power Drive
2	J 19332 N	( - )	Gear, Spur (Sub. for J16380N)
3	N 10180 N	( - )	Gear, Bevel
4	J 16382 N	( - )	Shim, Gear Housing (4 or less used)
5	J 1684 N	( - )	Housing, Gear, R.H.
6	N 10181 N	( - )	Gear, Bevel

---

**SNAPPER, CORN—No. 100, ONE-ROW SEMI-MOUNTED—DRIVE FOR FAN**  
**(1000 RPM PTO)**


---

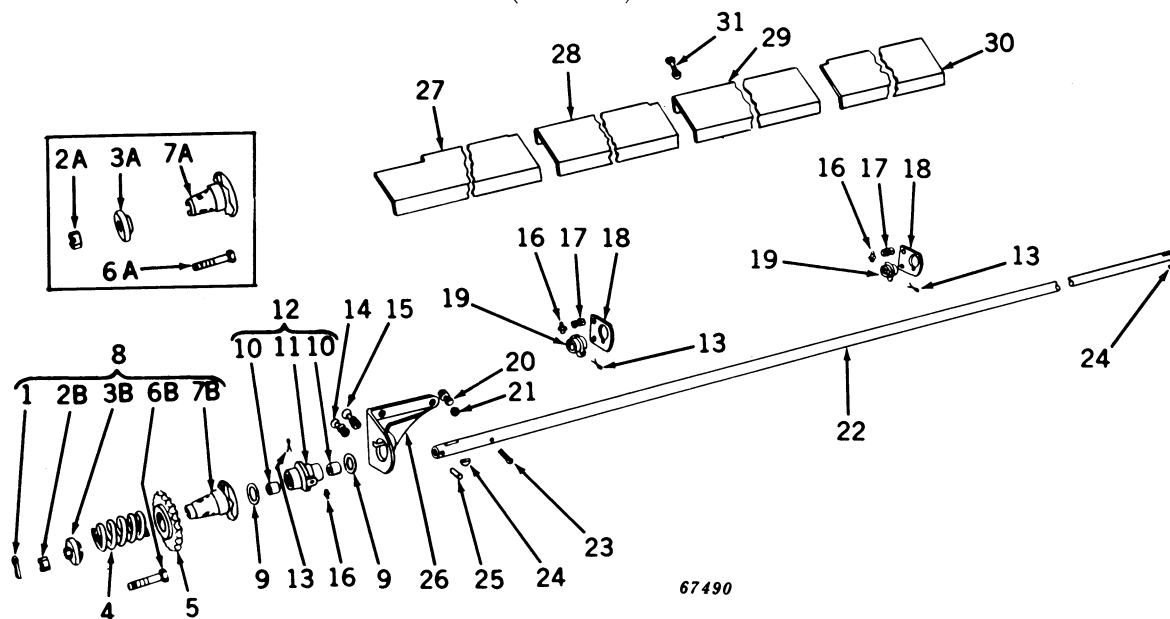



---

Key	Part No.	Serial No.	Description
1	(J 1880 N	( —100-11153 )	Sheave, Driven on Fan Shaft
	(N 10837 N	(100-11154 —	
2	(N 10179 N	( —100-11153 )	Belt, Fan
	(N 11602 N	(100-11154 —	
3	AN 10192 N	( — )	Sheave, Drive on Gear Housing

---

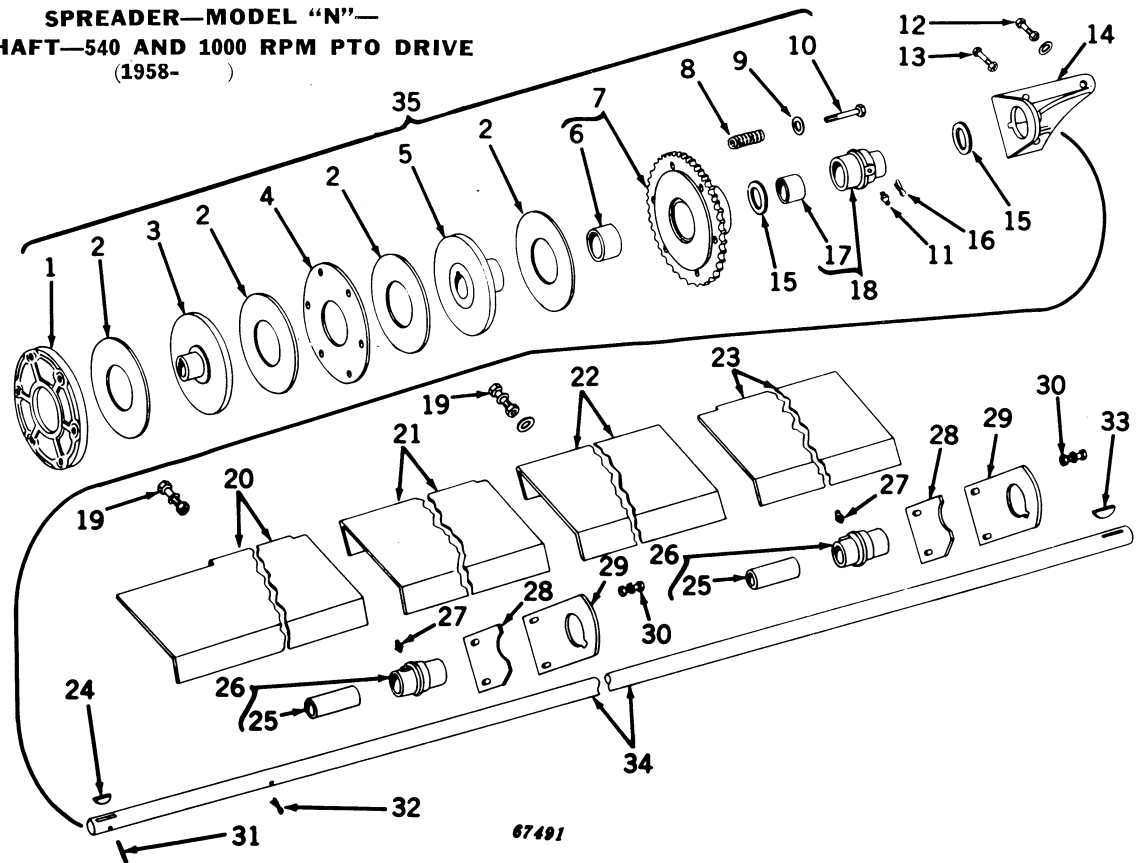
**SPREADER—MODEL "N"—SIDE SHAFT—540 AND 1000 RPM PTO DRIVE**  
(-1958)



Key	Part No.	Year	Description
1	11H 82 R	(-1957)	Pin, Cotter, 3/16" x 1-1/4"
2A	14H 530 D	(-1953)	Nut, Hex., Slotted, 5/8"
2B	14H 803 C	(1954-1957)	Nut, Castellated, 5/8"
3A	8119 C	(-1953)	Collar, Take-Up (Sub. J19532C)
3B	8167 C	(1954-1957)	Collar, Take-Up
4	L 1818 C	(-1957)	Spring, Slip Clutch, 2-9/16" O.D. x 3-13/32", 5-1/2" Coils
5	8129 C	(-1957)	Sprocket, Slip Clutch, 21-Tooth, No. 60 (540 rpm) (Used with 8113C)
	C 11114 C	(-1957)	Sprocket, Slip Clutch, 27-Tooth, No. 60 (1000 rpm) (Used with C11113C)
6A	X 7706 C	(-1953)	Bolt, Mach., 5/8" x 3", less Nut
6B	X 7944 C	(1954-1957)	Bolt, Mach., 5/8" x 3-1/4", less Nut
7A	8130 C	(-1953)	Hub, Slip Clutch (Sub. J19532C)
7B	8166 C	(1954-1957)	Hub, Slip Clutch
8	J 19532 C	(-1957)	Hub, Slip Clutch, Assembly (For Replacement)
9	24H 276 A	(-1957)	Washer, Plain, 1-5/32" x 1-3/4" x 16 Ga. (2 used)
10	L 1230 C	(-1957)	Bushing, 1-1/8" I.D. x 1-1/4" O.D. x 1-1/4" (2 used)
11	4345 SC	(-1957)	Housing, Bearing (Sub. J15059C)
12	J 15059 C	(-1957)	Bearing, Front (4345SC with Bushing)
13	11H 78 R	(-1957)	Pin, Cotter, 3/16" x 3/4" (3 used)
14	2H 373 R	(-1957)	Bolt, Cge., 3/8" x 2-1/4", with Hex. Nut
	12H 40 C	(-1957)	Washer, Lock, 3/8"
15	2H 359 H	(-1957)	Bolt, Cge., 3/8" x 2", with Hex. Nut
	12H 40 C	(-1957)	Washer, Lock, 3/8"
16	JD 7759	(-1957)	Fitting, Grease, 1/8" Straight (3 used)
17	7H 307 H	(-1957)	Bolt, Mach., 3/8" x 3/4", with Hex. Nut (4 used)
	12H 40 C	(-1957)	Washer, Lock, 3/8" (4 used)
18	X 7731 C	(-1957)	Bracket, Center Bearing (2 used)
19	4317 SC	(-1957)	Bearing, Center (2 used)
20	7H 384 N	(-1957)	Bolt, Mach., 3/8" x 1-3/4", with Hex. Nut
	12H 40 C	(-1957)	Washer, Lock, 3/8"
21	24H 161 A	(-1957)	Washer, Plain, 7/16" x 15/16" x 16 Ga.
22	Y 1770 C	(-1957)	Shaft, 1-1/8" Dia. x 130-13/16"
23	11H 115 B	(-1957)	Pin, Cotter, 1/4" x 1-3/4"
24	26H 27 C	(-1957)	Key, Woodruff, 5/16" x 1-1/8" (2 used)
25	25H 1168 C	(-1957)	Groov-Pin, 3/8" x 1-5/8"
26	8118 C	(-1957)	Bracket, Side Shaft
27	S 5496 C	(1957-1957)	Guard, Front
28	S 5498 C	(1957-1957)	Guard, Front Center
29	S 5499 C	(1957-1957)	Guard, Rear Center
30	S 5497 C	(1957-1957)	Guard, Rear
31	7H 1127 N	(1957-1957)	Bolt, Mach., 5/16" x 1-1/4", with Hex. Nut (8 used)
	12H 39 C	(1957-1957)	Washer, Lock, 5/16" (8 used)



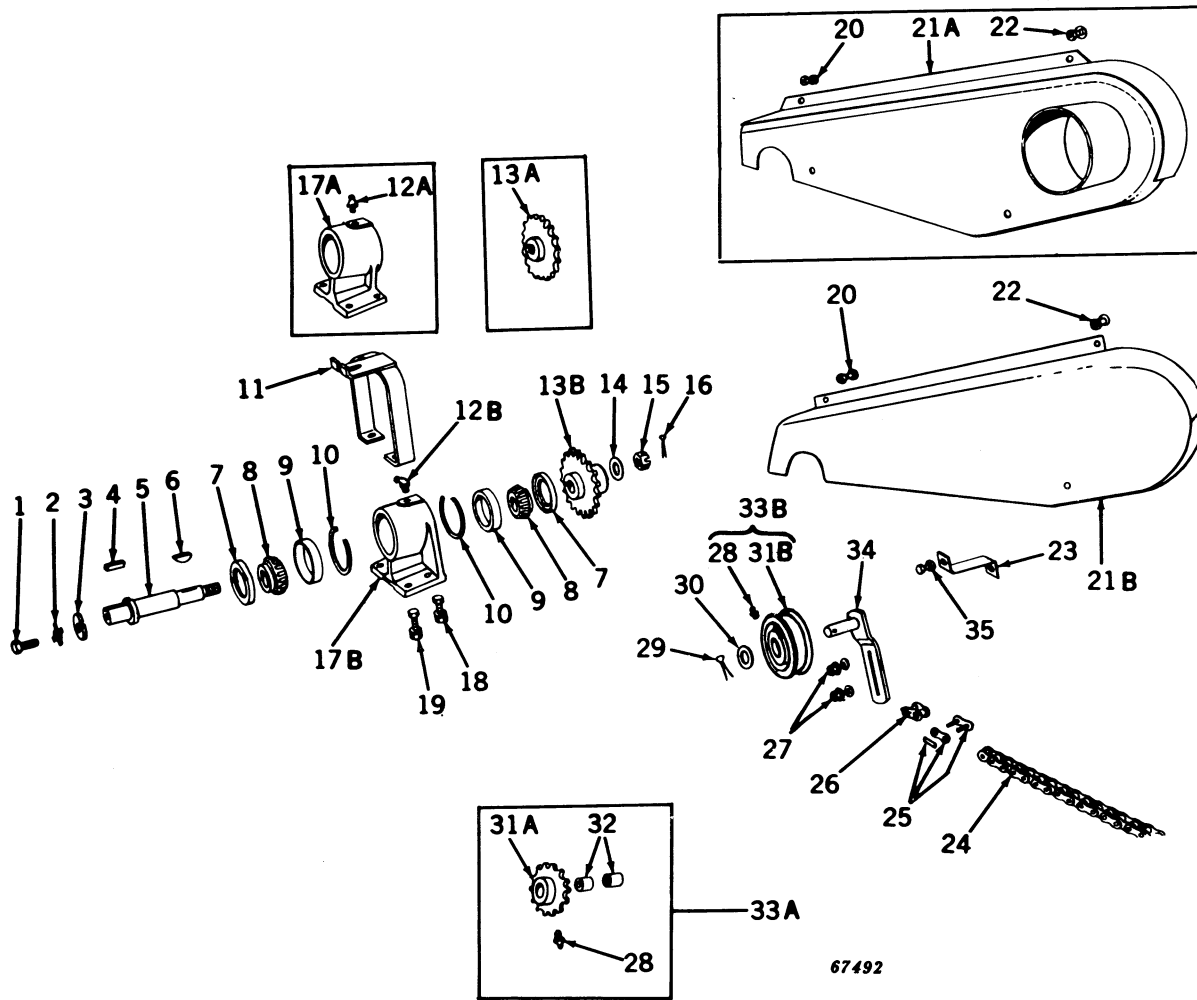
**SPREADER—MODEL "N"—  
SIDE SHAFT—540 AND 1000 RPM PTO DRIVE  
(1958- )**



Key	Part No.	Year	Description
1	8333 C	(1958- )	Plate, Slip Clutch
2	L 2278 C	(1958- )	Disk, Slip Clutch, 1/8" x 5" O.D. (4 used)
3	C 10523 C	(1958- )	Hub, Outer Flange
4	C 10527 C	(1958- )	Disk, Center Friction
5	C 10522 C	(1958- )	Hub, Inner Flange
6	C 10533 C	(1958- )	Bearing, Sleeve, 2" x 2-1/4" x 1-7/16" Long
7	AC 10242 C	(1958- )	Sprocket, Slip Clutch, with Bearing, 37-Tooth, No. 50 (Sub. for C10526C)
8	L 2279 C	(1958- )	Spring, 7/8" O.D. x 1-1/8" Long (6 used)
9	24H 161 A	(1958- )	Washer, Plain, 7/16" x 1" x 16 Ga. (6 used)
10	19H 285	(1958- )	Screw, Cap, Hex. Hd., 3/8" x 3-1/2" (6 used)
11	JD 7759	(1958- )	Fitting, Grease, 1/8" Straight
12	(7H 384 N	(1958- )	Bolt, Mach., 3/8" x 1-3/4", with Hex. Nut
	(12H 40 C	(1958- )	Washer, Lock, 3/8"
	(24H 161 A	(1958- )	Washer, Plain, 7/16" x 1" x 16 Ga.
13	(7H 410 H	(1958- )	Bolt, Mach., 3/8" x 2-1/4", with Hex. Nut (2 used)
	(12H 40 C	(1958- )	Washer, Lock, 3/8" (2 used)
14	8118 C	(1958- )	Bracket, Front Bearing
15	24H 276 A	(1958- )	Washer, Plain, 1-5/32" x 1-3/4" x 16 Ga. (2 used)
16	11H 107 B	(1958- )	Pin, Cotter, 1/4" x 3/4"
17	L 1230 C	(1958- )	Bushing, 1-1/8" x 1-1/4" x 1-1/4" Long (2 used)
18	J 15059 C	(1958- )	Bearing, Front, with Two L1230C Bushings (Sub. for 4345SC)
19	(7H 1127 N	(1958- )	Bolt, Mach., 5/16" x 1-1/4", with Hex. Nut (8 used)
	(12H 39 C	(1958- )	Washer, Lock, 5/16" (8 used)
	(24H 373 C	(1958- )	Washer, Plain, 3/8" x 7/8" x 14 Ga. (8 used)
20	S 5496 C	(1958- )	Guard, Front, 20-15/16" Long
21	S 5498 C	(1958- )	Guard, Front Center, 31-15/16" Long
22	S 5499 C	(1958- )	Guard, Rear Center, 30-15/16" Long
23	S 5497 C	(1958- )	Guard, Rear, 33-3/16" Long
24	26H 45 C	(1958- )	Key, Woodruff, No. 28, 5/16" x 2-1/8"
25	L 1680 C	(1958- )	Bushing, 1-1/8" x 1-5/16" x 2-1/2" Long (2 used)
26	J 18731 C	(1958- )	Bearing, Side Shaft, with L1680C Bushing (2 used) (Sub. for 7993C)
27	JD 7769	(1958- )	Fitting, Grease, 1/4" Straight (2 used)
28	C 10545 C	(1958- )	Plate, Bearing Retainer (2 used)
29	C 10546 C	(1958- )	Bracket, Bearing (2 used)
30	(7H 1026 H	(1958- )	Bolt, Mach., 3/8" x 1", with Hex. Nut (4 used)
	(12H 40 C	(1958- )	Washer, Lock, 3/8" (4 used)
31	34H 109 H	(1958- )	Rollpin, 1/4" x 2"
32	11H 115 B	(1958- )	Pin, Cotter, 1/4" x 1-3/4"
33	26H 27 C	(1958- )	Key, Woodruff, 5/16" x 1-1/8"
34	C 10532 C	(1958- )	Shaft, Side, 1-1/8" Dia. x 131-15/16"
35	AC 10479 C	(1958- )	Clutch, Slip, Assembly



SPREADER—MODEL "N"—JACKSHAFT AND SIDE SHAFT DRIVE—540 AND 1000 RPM PTO DRIVE  
(-1959)



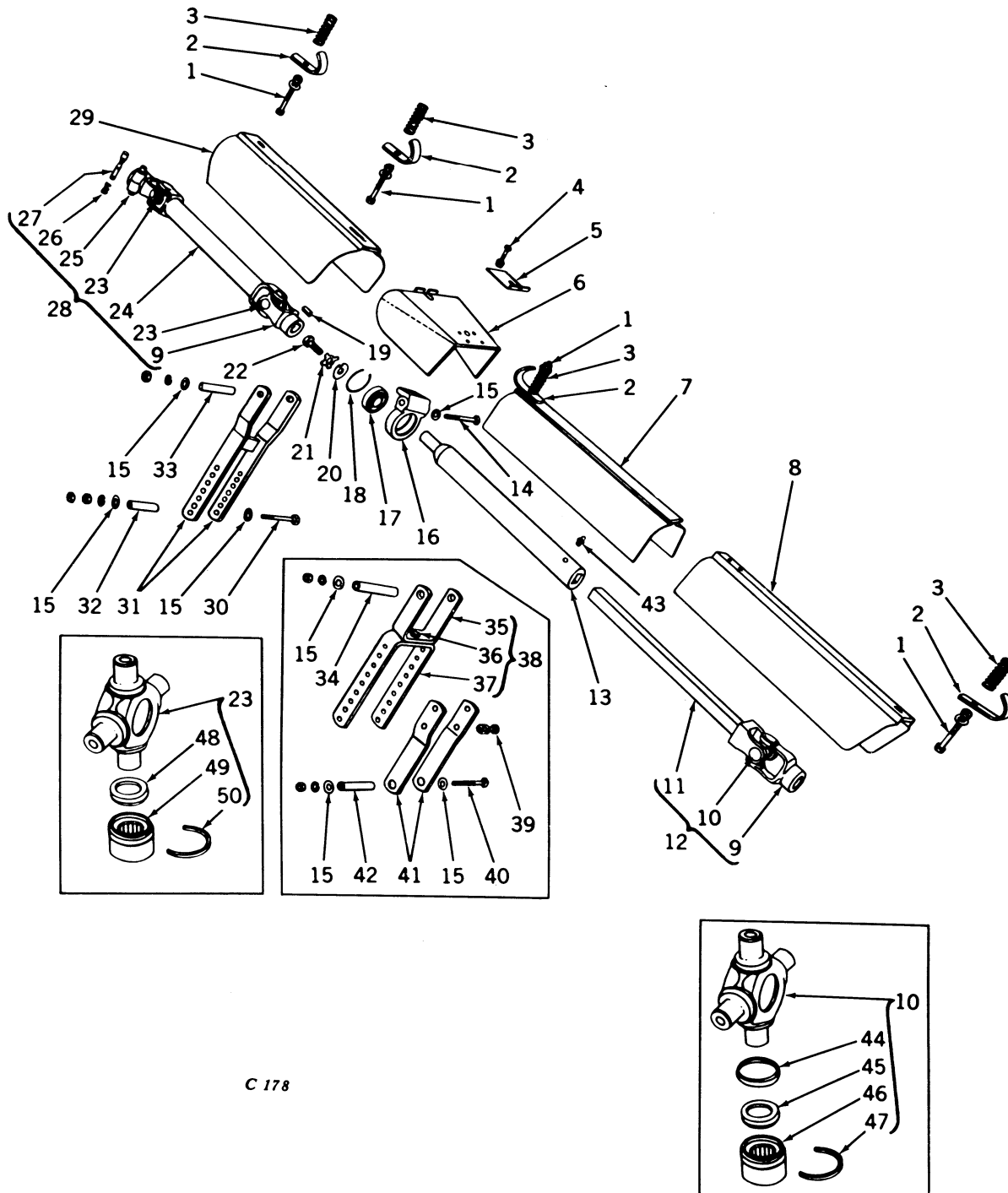
## SPREADER—MODEL "N"—JACKSHAFT AND SIDE SHAFT DRIVE—540 AND 1000 RPM PTO DRIVE

—Continued  
(-1959)

Key	Part No.	Year	Description
1	19H 326 H	( - )	Screw, Cap, 7/16" x 1"
2	J 17071 H	( - )	Washer, Lock, 7/16"
3	P 32938 H	( - )	Washer
4	P 29928 H	( - )	Key, 3/8" x 5/16" x 1-1/8"
5	Y 1771 C	( - )	Shaft, Jack, 1-9/16" Dia. x 6-23/32"
6	26H 27 C	( - )	Key, Woodruff, 5/16" x 1-1/8"
7	L 1831 C	( - )	Seal, Oil, 1-3/4" I.D. x 2-23/32" O.D. (2 used)
8	JD 8185 C	( - )	Cone, Timken (2 used)
9	JD 7409 R	( - )	Cup, Timken (2 used)
10	S 8326 H	( - )	Ring, Snap, 3/16" x 1/8" x 2-29/32" O.D. (2 used)
11	J 19343 C	( - )	Bracket, Rear (For Telescoping Shield)
12A	JD 7759	(-1957)	Fitting, Grease, 1/8" Straight (Used with 8143C)
12B	JD 7781	(1958-)	Fitting, Grease, 1/8", 90° (Used with C10525C)
13A	8113 C	(-1957)	Sprocket, Drive, 19-Tooth, No. 60 (Used with 8129C Sprocket on Side Shaft (540 rpm))
	C 11113 C	(-1957)	Sprocket, Drive, 13-Tooth, No. 60 (Used with C11114C Sprocket on Side Shaft (1000 rpm))
13B	C 10524 C	(1958-)	Sprocket, Drive, 33-Tooth, No. 50 (Used with AC10242C Sprocket on Side Shaft (540 rpm))
	C 11115 C	(1958-)	Sprocket, Drive, 18-Tooth, No. 50 (Used with AC10242C Sprocket on Side Shaft (1000 rpm))
14	24H 494 H	( - )	Washer, Plain, 49/64" x 1-1/2" x .105"
15	14H 534 T	( - )	Nut, Hex., Slotted, 3/4"
16	11H 43 R	( - )	Pin, Cotter, 1/8" x 1-1/4"
17A	8143 C	(-1957)	Stand, Bearing
17B	C 10525 C	(1958-)	
18	(7H 1160 N	( - )	Bolt, Mach., 7/16" x 1-1/2", with Hex. Nut (2 used)
	(12H 41 R	( - )	Washer, Lock, 7/16" (2 used)
19	(7H 602 C	( - )	Bolt, Mach., 7/16" x 1-3/4", with Hex. Nut (4 used)
	(12H 41 R	( - )	Washer, Lock, 7/16" (2 used)
20	(7H 159 H	( - )	Bolt, Mach., 5/16" x 3/4", with Hex. Nut
	(12H 39 C	( - )	Washer, Lock, 5/16"
21A	J 19334 C	(-1957)	Guard
21B	AC 10228 C	(1958-)	
22	(2H 156 H	( - )	Bolt, Cge., 5/16" x 3/4", with Hex. Nut
	(12H 39 C	( - )	Washer, Lock, 5/16"
23	(X 7753 C	(-1957)	Bracket, Guard, 5-15/16" Long (Used with J19334C Guard)
	(C 10521 C	(1958-)	Bracket, Guard, 7-9/16" Long (Used with AC10228C Guard)
24	(L 1817 C	(-1957)	Chain, Drive, 95 Links, No. 60 Roller Chain Including 1 Offset and 1 Connecting Link (Sub. One AB1288H, One AB1289H, and Two AB1290H) (Used with 8113C Sprocket)
	AB 1288 H	(-1957)	Chain, 50 Links, RC-60
	AB 1289 H	(-1957)	Chain, 25 Links, RC-60
	AB 1290 H	(-1957)	Chain, 10 Links, RC-60
	B 5234 H	(-1957)	Link, Roller, RC-60
	AC 10238 C	(1958-)	Chain, Drive, PTO, 124 Links, No. 50 Roller Chain (Sub. Two AP6093H, Two AP6095H, Two P20350H, and Two P20351H) (Used with C10524C Sprocket)
	AP 6093 H	(1958-)	50 Links, No. 50
	AP 6095 H	(1958-)	10 Links, No. 50
	P 20350 H	(1958-)	Link, Roller, No. 50
	P 20351 H	(1958-)	Link, Coupler, No. 50
	P 20352 H	(1958-)	Link, Offset, with Pin, No. 50
	P 21010 H	(1958-)	Lock, Spring
	P 29361 H	(1958-)	Pin, Offset Link
	11H 2 H	(1958-)	Pin, Cotter, Offset Link
25	B 5235 H	( - )	Link, Coupler, RC-60
26	B 5321 H	( - )	Link, Offset, RC-60
27	(2H 172 D	( - )	Bolt, Cge., 5/16" x 1", with Hex. Nut (2 used)
	(12H 39 C	( - )	Washer, Lock, 5/16" (2 used)
	(24H 373 C	( - )	Washer, Plain, 3/8" x 7/8" x 14 Ga. (2 used)
28	JD 7765	( - )	Fitting, Grease, Drive, 3/16" Straight
29	11H 82 R	( - )	Pin, Cotter, 3/16" x 1-1/4"
30	24H 243 D	( - )	Washer, Plain, 15/16" x 1-1/2" x 16 Ga.
31A	8137 C	(-1954)	Sprocket, Tightener, 14-Tooth (Sub. J17558C)
31B	7727 C	(1955-)	Roller, Idler (Sub. J17558C)
32	L 1231 C	(-1954)	Bushing, 7/8" I.D. x 1" O.D. x 7/8" Long (2 used)
33A	J 19389 C	(-1954)	Sprocket, 14-Tooth (Sub. J17558C)
33B	J 17558 C	(1955-)	Roller, Idler
34	J 19333 C	( - )	Arm, Tightener
35	(7H 1143 N	( - )	Bolt, Mach., 5/16" x 1/2", with Hex. Nut
	(12H 39 C	( - )	Washer, Lock, 5/16"



SPREADER—MODEL "N"—UNIVERSAL JOINT SHAFTS AND SHIELDS—1000 RPM PTO DRIVE  
(-1959)



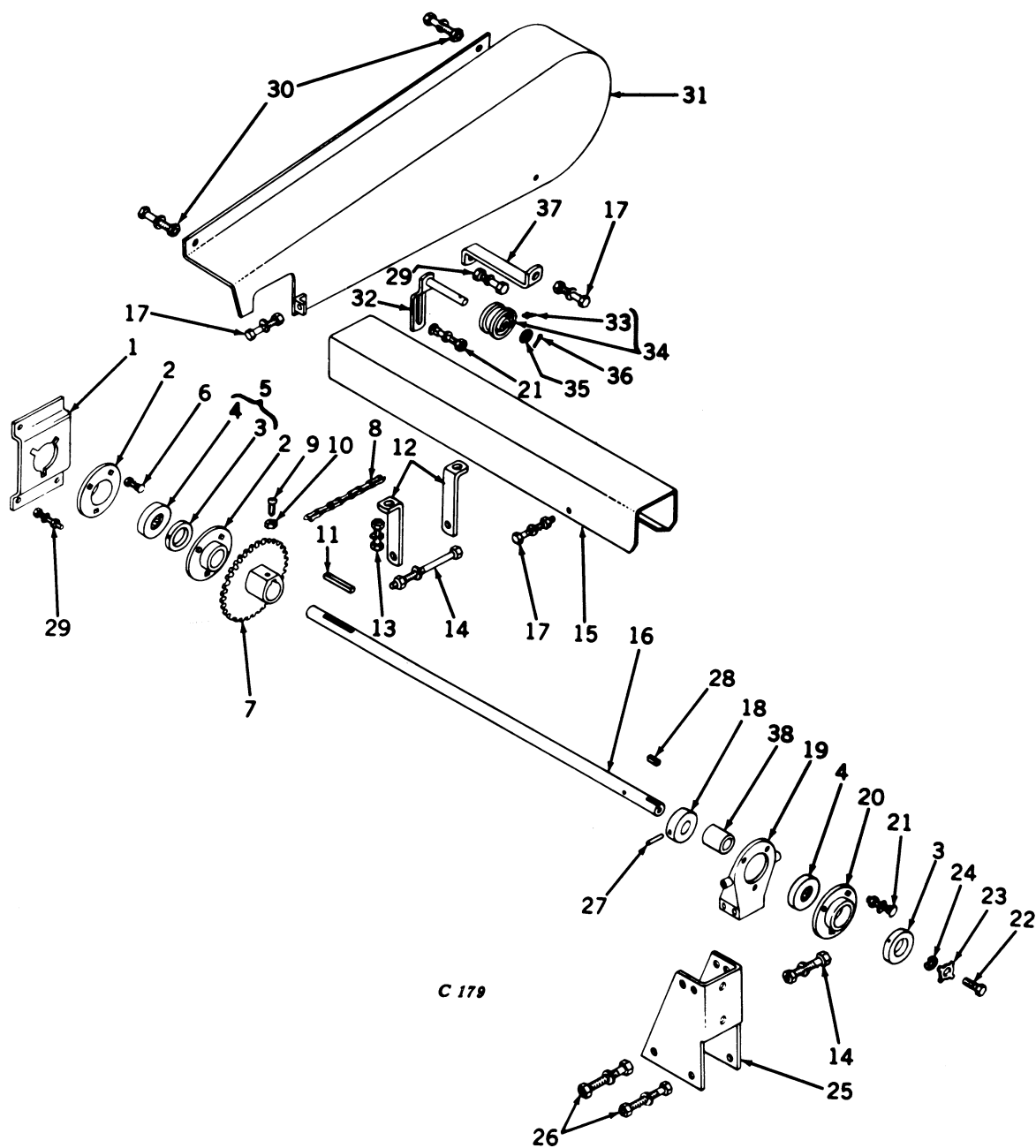
C 178



**SPREADER—MODEL "N"—UNIVERSAL JOINT SHAFTS AND SHIELDS—1000 RPM PTO DRIVE—Continued**  
 ( -1959)

Key	Part No.	Year	Description
1	(7H 459 R 12H 40 C 24H 161 A	( - )	Bolt, Mach., 3/8" x 3-1/4", with Hex. Nut (4 used)
		( - )	Washer, Lock, 3/8" (4 used)
		( - )	Washer, Plain, 7/16" x 15/16" x 16 Ga. (4 used)
2	P 41412 H	( - )	Latch (4 used)
3	L 1318 C	( - )	Spring, 5/8" I.D. x 2-3/8" Long, 11 Coils (4 used)
4	(7H 1127 N 12H 39 C	( - )	Bolt, Mach., 5/16" x 1-1/4", with Hex. Nut (2 used)
		( - )	Washer, Lock, 5/16" (2 used)
5	S 5294 C	( - )	Plate, Stationary Shield
6	AZ 3251 H	( - )	Shield, Stationary
7	J 19305 C	( - )	Shield, Outer
8	J 19304 C	( - )	Shield, Inner
9	L 1824 C	( - )	Yoke, Keyed (2 used) (Mechanics)
10	AM 2854 E	( - )	Cross and Bearing Assembly (3 used) (Mechanics) (Sub. for L1827C)
11	L 1825 C	( - )	Yoke, with Square Shaft (Mechanics)
12	L 1821 C	( - )	Joint, Universal, with Square Shaft (Mechanics)
13	L 1826 C	( - )	Tube, Telescoping, with Stub Shaft (Mechanics)
14	(..... 12H 40 C	( - )	Bolt, Mach., 3/8" x 4-3/4", with Hex. Nut
		( - )	Washer, Lock, 3/8"
15	24H 161 A	( - )	Washer, Plain, 7/16" x 15/16" x 16 Ga. (4 used)
16	8142 C	( - )	Housing, Bearing, Front
17	JD 7160 H	( - )	Bearing, New Departure
18	P 42232 H	( - )	Ring, Snap, 1/8" x 1/16" x 2-19/32" O.D. (2 used)
19	P 29928 H	( - )	Key, 3/8" x 5/16" x 1-1/8" Long
20	P 32938 H	( - )	Washer
21	J 17071 H	( - )	Washer, Lock
22	19H 326 H	( - )	Screw, Cap, 7/16" x 1"
23	AM 2871 E	( - )	Cross and Bearing, Assembly (2 used)
24	AC 10511 C	( - )	Tube and Yoke, Assembly
25	AC 10527 C	( - )	Yoke, 1-3/8" Splined
26	H 22802 H	( - )	Spring, Compression
27	AH 12250 H	( - )	Pin, Lock
28	AC 10512 C	( - )	Drive, PTO, 1-3/8" Splined
29	AC 10621 C	( - )	Shield, Telescoping, less Latches and Springs
30	7H 1452 C	(1958- )	Bolt, Mach., 1/2" x 4-1/4", with Two Hex. Nuts
31	AC 10239 C	(1958- )	Yoke, Bearing, Front
32	3811 SC	(1958- )	Ferrule, 11/16" O.D. x 2-11/16" Long
33	C 10530 C	(1958- )	Ferrule, 5/8" O.D. x 4-7/32" Long
34	X 7765 C	( -1957 )	Ferrule, 5/8" O.D. x 4-3/32" Long
35	X 7741 C	( -1957 )	Yoke, Upper
36	(17H 31 H 24H 185 E	( -1957 )	Rivet, R.I.O.H., 1/2" x 1"
		( -1957 )	Washer, Plain, 17/32" x 1" x 16 Ga.
37	X 7743 C	( -1957 )	Yoke, Lower
38	J 19361 C	( -1957 )	Yoke, PTO Assembly
39	(7H 1026 H 12H 40 C	( -1957 )	Bolt, Mach., 3/8" x 1", with Hex. Nut (4 used)
		( -1957 )	Washer, Lock, 3/8" (4 used)
40	(7H 480 R 12H 40 C	( -1957 )	Bolt, Mach., 3/8" x 4", with Hex. Nut
		( -1957 )	Washer, Lock, 3/8"
41	X 7736 C	( -1957 )	Arm, Adjustable Yoke (2 used)
42	X 7740 C	( -1957 )	Spacer, Pivot, 5/8" O.D. x 3-13/32" Long
43	(JD 7759 JD 7797	(1955-1957 ) (1958- )	Fitting, Grease, 1/8", Straight
			Fitting, Grease, 1/4", Straight
44	BP 13561 E	( - )	Shield, Dust (8 used)
45	BP 13564 E	( - )	Washer, Cork (8 used)
46	BP 13563 E	( - )	Bearing, Assembly
47	BP 13565 E	( - )	Ring, Snap (8 used)
48	BP 13667 E	( - )	Seal
49	BP 13668 E	( - )	Bearing, Assembly
50	BP 13669 E	( - )	Ring, Snap (8 used)

SPREADER—MODEL "N"—POWER TAKE-OFF SHAFT AND GUARDS— 1000 RPM PTO DRIVE  
(1959- )



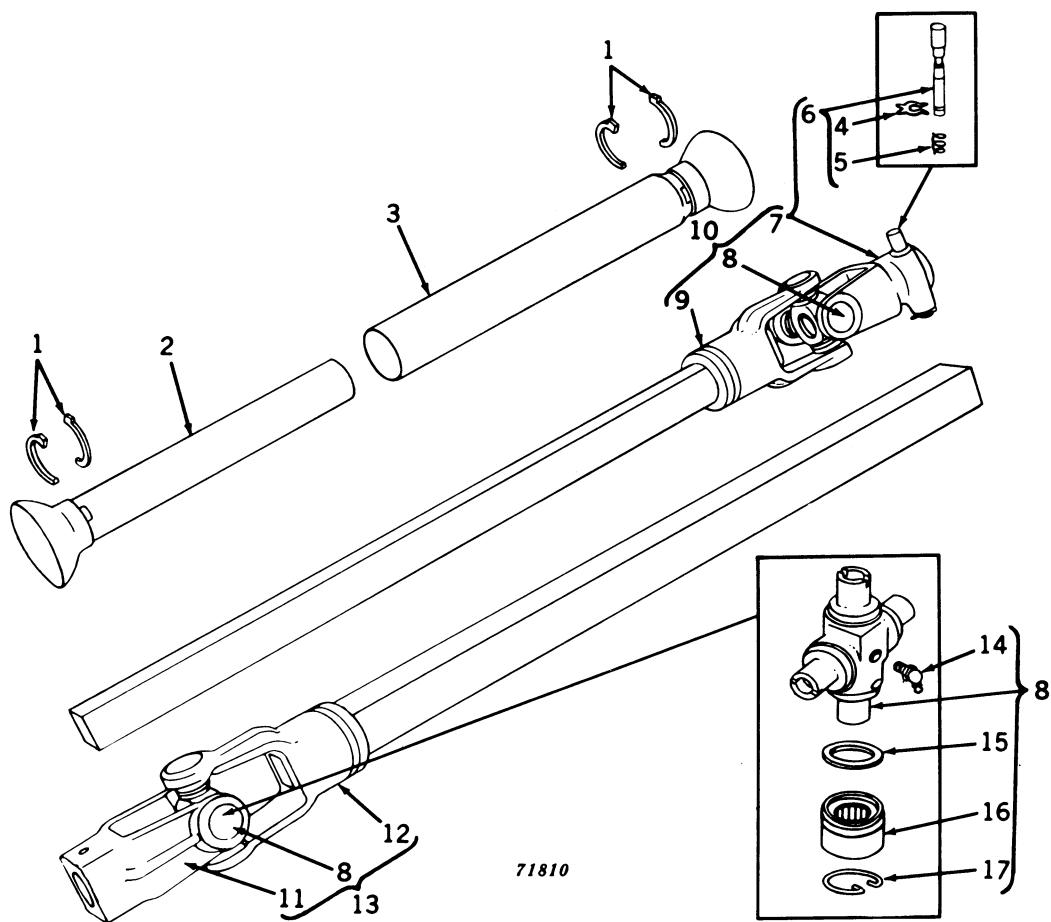
## SPREADER—MODEL "N"—POWER TAKE-OFF SHAFT AND GUARDS—1000 RPM PTO DRIVE

—Continued  
(1959- )

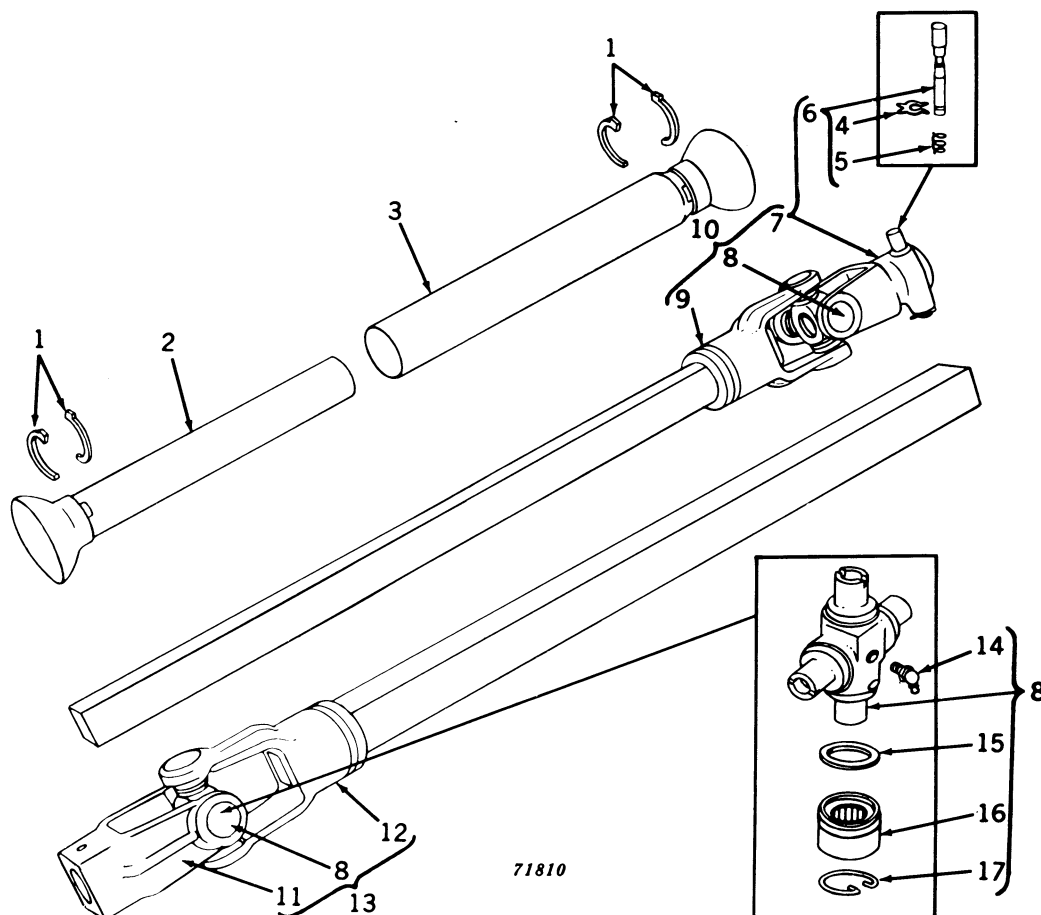
Key	Part No.	Year	Description
1	C 10842 C	( - )	Bracket, Bearing, Rear
2	L 1921 C	( - )	Flange, Bearing (2 used)
3	JD 8554 H	( - )	Collar (2 used)
4	JD 8555 H	( - )	Bearing, Ball
5	JD 8553 H	( - )	Bearing, with Collar, Set Screw and Wrench
	31H 1 H	( - )	Wrench
	22H 558 T	( - )	Screw, Set
6	2H 151 H	( - )	Bolt, Cge., 5/16" x 5/8", with Hex. Nut (3 used)
	12H 39 C	( - )	Washer, Lock, 5/16" (3 used)
7	AC 10622 C	( - )	Sprocket, Main Drive, 18-Tooth
8	.....	( - )	Chain, Main Drive, 117 Links, No. 50 Roller Chain (Sub. Two AP6093H, One AP6095H, Three P20350H, Three P20351H, and One P20352H)
	AP 6093 H	( - )	Link, Roller, RC-50, 50 Links
	AP 6095 H	( - )	Link, Roiler, RC-50, 10 Links
	P 20350 H	( - )	Link, Roller, RC-50
	P 20351 H	( - )	Link, Coupler, RC-50
	P 20352 H	( - )	Link, Offset, with Pin, RC-50
	P 21010 H	( - )	Spring Lock, Coupler Link
	P 29361 H	( - )	Pin, Offset Link
	11H 2 H	( - )	Pin, Cotter, Offset Link
9	22H 78 R	( - )	Screw, Set, Sq. Hd., 3/8" x 1"
10	14H 342 A	( - )	Nut, Hex., Jam, 3/8"
11	C 10861 C	( - )	Key, Feather, 5/16" Sq. x 1-1/2"
12	C 10841 C	( - )	Bracket, Drive Guard (2 used)
13	7H 1227 H	( - )	Bolt, Mach., 1/4" x 5/8", with Hex. Nut (2 used)
	12H 38 C	( - )	Washer, Lock, 1/4" (2 used)
14	7H 1129 N	( - )	Bolt, Mach., 3/8" x 3-1/2", with Hex. Nut (3 used)
	12H 40 C	( - )	Washer, Lock, 3/8" (3 used)
15	C 11118 C	( - )	Guard, Main Drive (Sub. for C10850C)
16	C 11116 C	( - )	Shaft, Main Drive, 32-1/8" Long (Used with Tractor Hitch Frames with Shaft Hole Over Tongue)
17	7H 1143 N	( - )	Bolt, Mach., 5/16" x 1/2", with Hex. Nut (3 used)
	12H 39 C	( - )	Washer, Lock, 5/16" (3 used)
18	C 10823 C	( - )	Collar, Thrust
19	C 10751 C	( - )	Mount, Bearing
20	C 10606 C	( - )	Flange, Bearing
21	2H 172 R	( - )	Bolt, Cge., 5/16" x 1", with Hex. Nut (4 used)
	12H 39 C	( - )	Washer, Lock, 5/16" (4 used)
22	19H 326 H	( - )	Screw, Cap, Hex. Hd., 7/16" x 1"
23	J 17071 H	( - )	Washer, Lock
24	P 32938 H	( - )	Washer, Notched
25	C 10843 C	( - )	Bracket, Front Bearing, Main Drive
26	7H 905 N	( - )	Bolt, Mach., 1/2" x 3-1/2", with Hex. Nut (2 used)
	12H 42 R	( - )	Washer, Lock, 1/2" (2 used)
27	25H 549 E	( - )	Pin, Groove, 1/4" x 1-3/4"
28	C 10860 C	( - )	Key, Feather, 5/16" Sq. x 1-1/8"
29	7H 1026 H	( - )	Bolt, Mach., 3/8" x 1", with Hex. Nut (4 used)
	12H 40 C	( - )	Washer, Lock, 3/8" (4 used)
30	7H 1145 N	( - )	Bolt, Mach., 5/16" x 5/8", with Hex. Nut (2 used)
	12H 39 C	( - )	Washer, Lock, 5/16" (2 used)
31	AC 10416 C	( - )	Guard, Side Shaft Drive
32	J 19333 C	( - )	Arm, Chain Tightener
33	JD 7765	( - )	Fitting, Grease, 3/16" Straight Drive
34	J 17558 C	( - )	Roller, Drive (Sub. for 7727C)
35	24H 243 D	( - )	Washer, Plain, 15/16" x 1-1/2" x 16 Ga.
36	11H 82 R	( - )	Pin, Cotter, 3/16" x 1-1/4"
37	C 10859 C	( - )	Bracket, Guard
38	C 10839 C	( - )	Spacer (Used with C11116C only) 1-1/4" O.D. x 2"



**SPREADER—MODEL "N"—TELESCOPING POWERSHAFT WITH UNIVERSAL JOINT—1000 RPM**  
**PTO DRIVE—Continued ( -1959)**



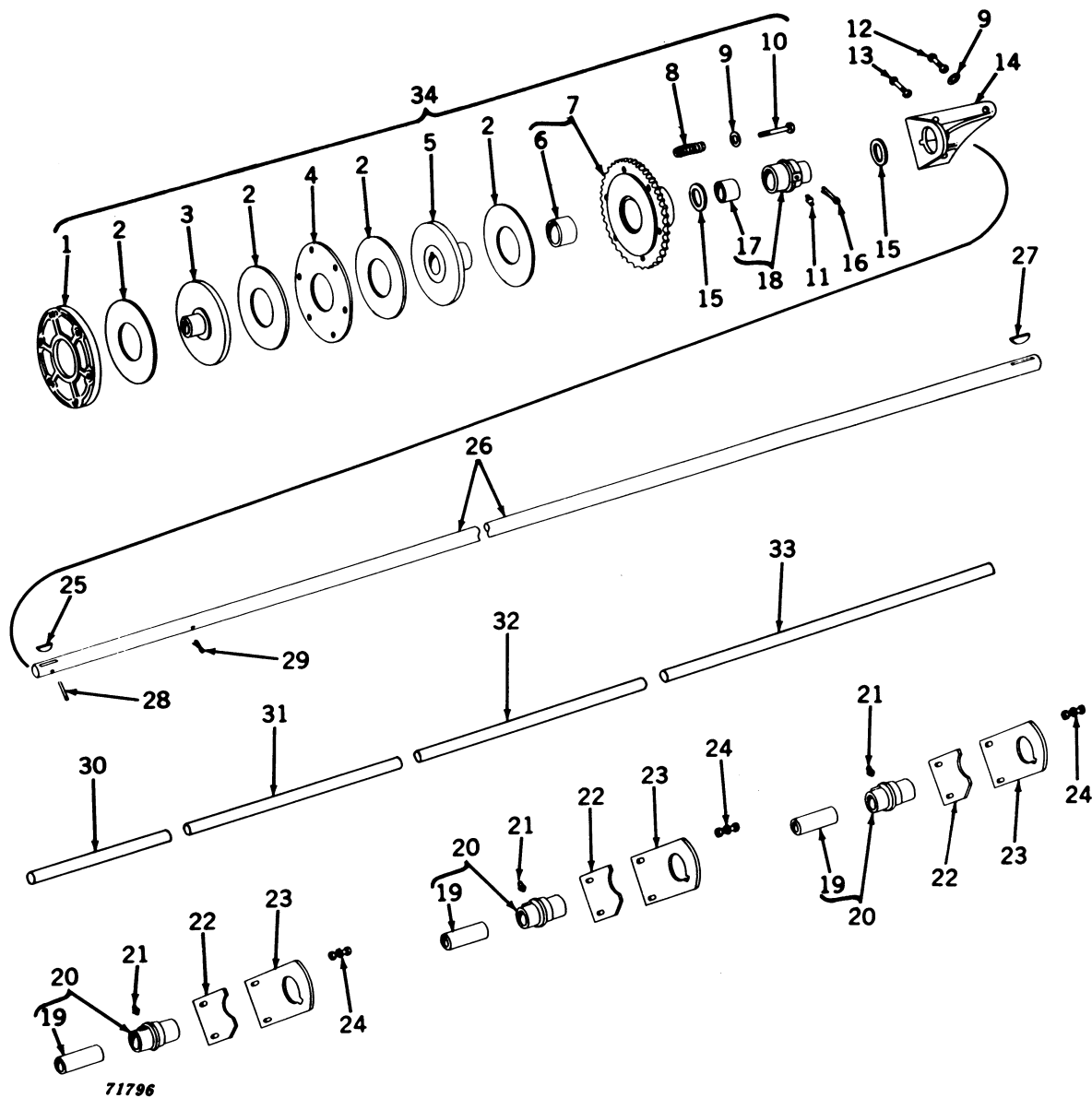
Key	Part No.	Year	Description
1	Z 9912 H	( - )	Bearing, Half (4 used)
2	AC 10420 C	( - )	Housing, Bell, Inner (Used with AC10423C Joint and Tube Assembly)
3	AC 10421 C	( - )	Housing, Bell, Outer (Used with AC10528C Joint and Shaft Assembly)
4	Z 9785 H	( - )	Washer, Lock
5	H 22802 H	( - )	Spring, Compression
6	AH 12250 H	( - )	Pin, Lock
7	AC 10527 C	( - )	Yoke, Universal Joint, 1-3/8" Splined
8	AM 2871 E	( - )	Cross and Bearing, Assembly (2 used)
9	AC 10501 C	( - )	Yoke and Shaft, Assembly, 17" Long
10	AC 10528 C	( - )	Shaft, Telescoping, with Universal Joint, 17" Long
11	C 10758 C	( - )	Yoke, Universal Joint, with Keyway
12	AC 10375 C	( - )	Yoke, Universal Joint, with Tube
13	AC 10423 C	( - )	Tube, Telescoping, with Universal Joint
14	JD 7760	( - )	Fitting, Grease, 1/8", 67-1/2° (2 used)
15	BP 13668 E	( - )	Washer, Cork (8 used)
16	BP 13667 E	( - )	Bearing, Assembly (8 used)
17	BP 13669 E	( - )	Ring, Snap

**SPREADER—MODEL "W"—TELESCOPING POWERSHAFT WITH  
UNIVERSAL JOINT—1000 RPM PTO DRIVE**


Key	Part No.	Year	Description
1	Z 9912 H	( - )	Bearing, Half (4 used)
2	AC 10420 C	( - )	Housing, Bell, Inner (Used with AC10423C Joint and Tube Assembly)
3	AC 10421 C	( - )	Housing, Bell, Outer (Used with AC10528C Joint and Shaft Assembly)
4	Z 9785 H	( - )	Washer, Lock
5	H 22802 H	( - )	Spring, Compression
6	AH 12250 H	( - )	Pin, Lock
7	AC 10527 C	( - )	Yoke, Universal Joint, 1-3/8" Splined
8	AM 2871 E	( - )	Cross and Bearing, Assembly (2 used)
9	AC 10501 C	( - )	Yoke and Shaft, Assembly, 17" Long
10	AC 10528 C	( - )	Shaft, Telescoping, with Universal Joint, 17" Long
11	C 10758 C	( - )	Yoke, Universal Joint, with Keyway
12	AC 10375 C	( - )	Yoke, Universal Joint, with Tube
13	AC 10423 C	( - )	Tube, Telescoping, with Universal Joint
14	JD 7760	( - )	Fitting, Grease, 67-1/2", 1/8" (2 used)
15	BP 13668 E	( - )	Washer, Cork (8 used)
16	BP 13667 E	( - )	Bearing, Assembly (8 used)
17	BP 13669 E	( - )	Ring, Snap



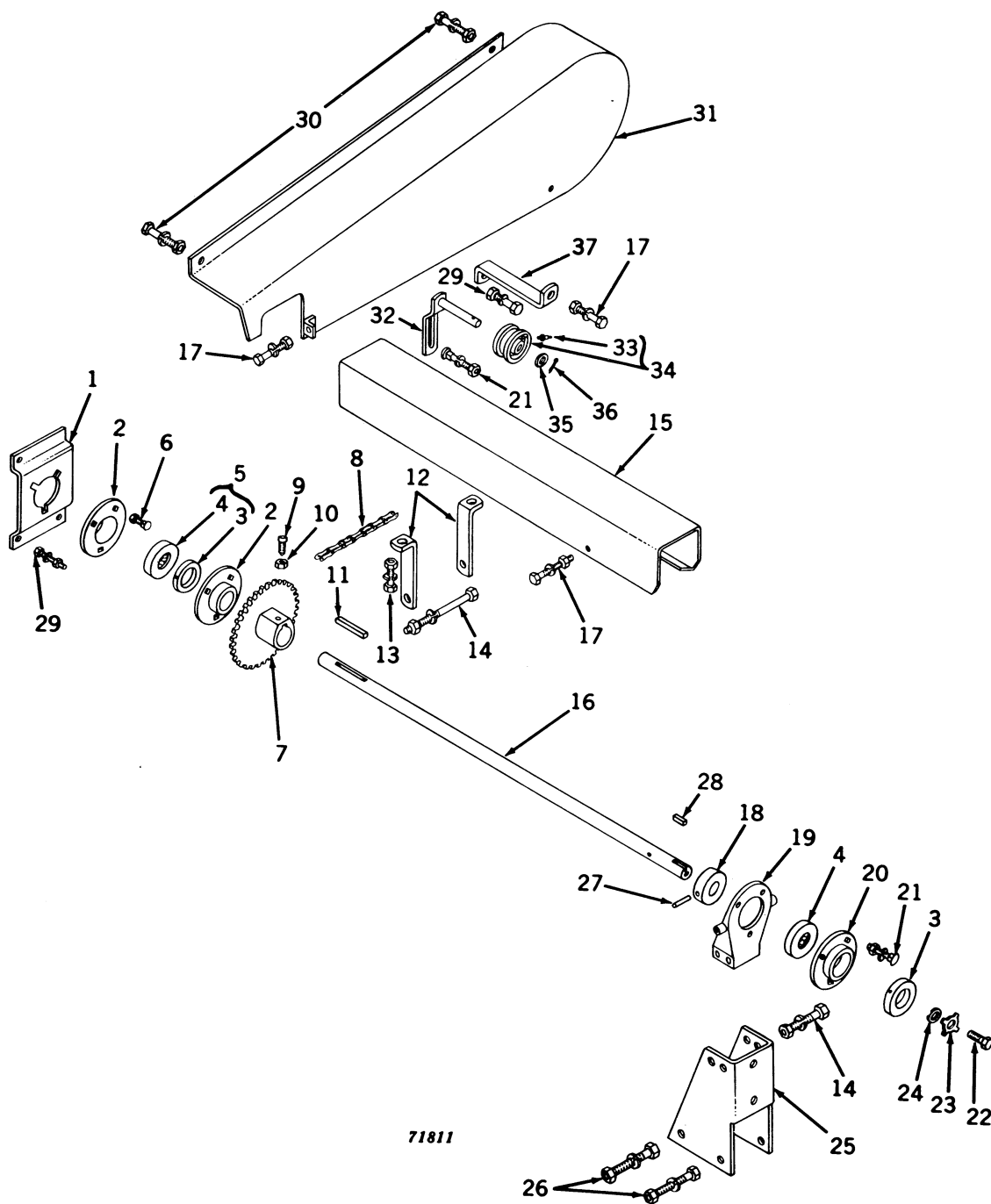
## SPREADER—MODEL "W"—SIDE SHAFT—1000 RPM PTO DRIVE



**SPREADER—MODEL "W"—SIDE SHAFT— 1000 RPM PTO DRIVE—Continued**

Key	Part No.	Year	Description
1	8333 C	( — )	Plate, Slip Clutch
2	L 2278 C	( — )	Disk, Slip Clutch, 1/8" x 5" O.D. (4 used)
3	C 10523 C	( — )	Hub, Outer Flange
4	C 10527 C	( — )	Disk, Center Friction
5	C 10522 C	( — )	Hub, Inner Flange
6	C 10533 C	( — )	Bearing, Sleeve, 2" x 2-1/4" x 1-7/16" Long
7	AC 10242 C	( — )	Sprocket, Slip Clutch, with Bearing, 37-Tooth (Sub. for C10526C)
8	L 2279 C	( — )	Spring, 7/8" O.D. x 1-1/8" Long (6 used)
9	24H 161 A	( — )	Washer, Plain, 7/16" x 1" x 16 Ga. (6 used)
10	19H 285 C	( — )	Screw, Cap, Hex. Hd., 3/8" x 3-1/2" (6 used)
11	JD 7759	( — )	Fitting, Grease, 1/8", Straight
12	(7H 363 H	( — )	Bolt, Mach., 3/8" x 1-1/2"
	(12H 40 C	( — )	Washer, Lock, 3/8"
13	(7H 410 H	( — )	Bolt, Mach., 3/8" x 2-1/4", with Hex. Nut (2 used)
	(12H 40 C	( — )	Washer, Lock, 3/8" (2 used)
14	C 10726 C	( — )	Bracket, Front Bearing
15	24H 276 A	( — )	Washer, Plain, 1-5/32" x 1-3/4" x 16 Ga. (2 used)
16	11H 107 B	( — )	Pin, Cotter, 1/4" x 3/4"
17	L 1230 C	( — )	Bushing, 1-1/8" x 1-1/4" x 1-1/4" Long (2 used)
18	J 15059 C	( — )	Bearing, Front, with Two L1230C Bushings (Sub. for 4345SC)
19	L 1680 C	( — )	Bushing, 1-1/8" x 1-5/16" x 2-1/2" Long (3 used)
20	J 18731 C	( — )	Bearing, Side Shaft, with L1680C Bushing (3 used) (Sub. for 7993C)
21	JD 7769	( — )	Fitting, Grease, 1/4", Straight (3 used)
22	C 10545 C	( — )	Plate, Bearing Retainer (3 used)
23	C 10546 C	( — )	Bracket, Bearing (3 used)
24	(7H 1026 H	( — )	Bolt, Mach., 3/8" x 1", with Hex. Nut (6 used)
	(12H 40 C	( — )	Washer, Lock, 3/8" (6 used)
25	26H 45 C	( — )	Key, Woodruff, No. 28, 5/16" x 2-1/8"
26	C 10793 C	( — )	Shaft, Side, 1-1/8" Dia. x 131-11/32"
27	26H 27 C	( — )	Key, Woodruff, 5/16" x 1-1/8"
28	25H 550 E	( — )	Pin, Groove, 1/4" x 2"
29	11H 115 B	( — )	Pin, Cotter, 1/4" x 1-3/4"
30	C 10816 C	( — )	Guard, Front, 18" Long
31	C 10818 C	( — )	Guard, Front Center, 27-1/2" Long
32	C 10819 C	( — )	Guard, Rear Center, 25-3/4" Long
33	C 10817 C	( — )	Guard, Rear, 42-1/4" Long
34	AC 10479 C	( — )	Clutch, Slip Complete

## SPREADER—MODEL "W"—POWER TAKE-OFF SHAFT AND GUARDS—1000 RPM PTO DRIVE

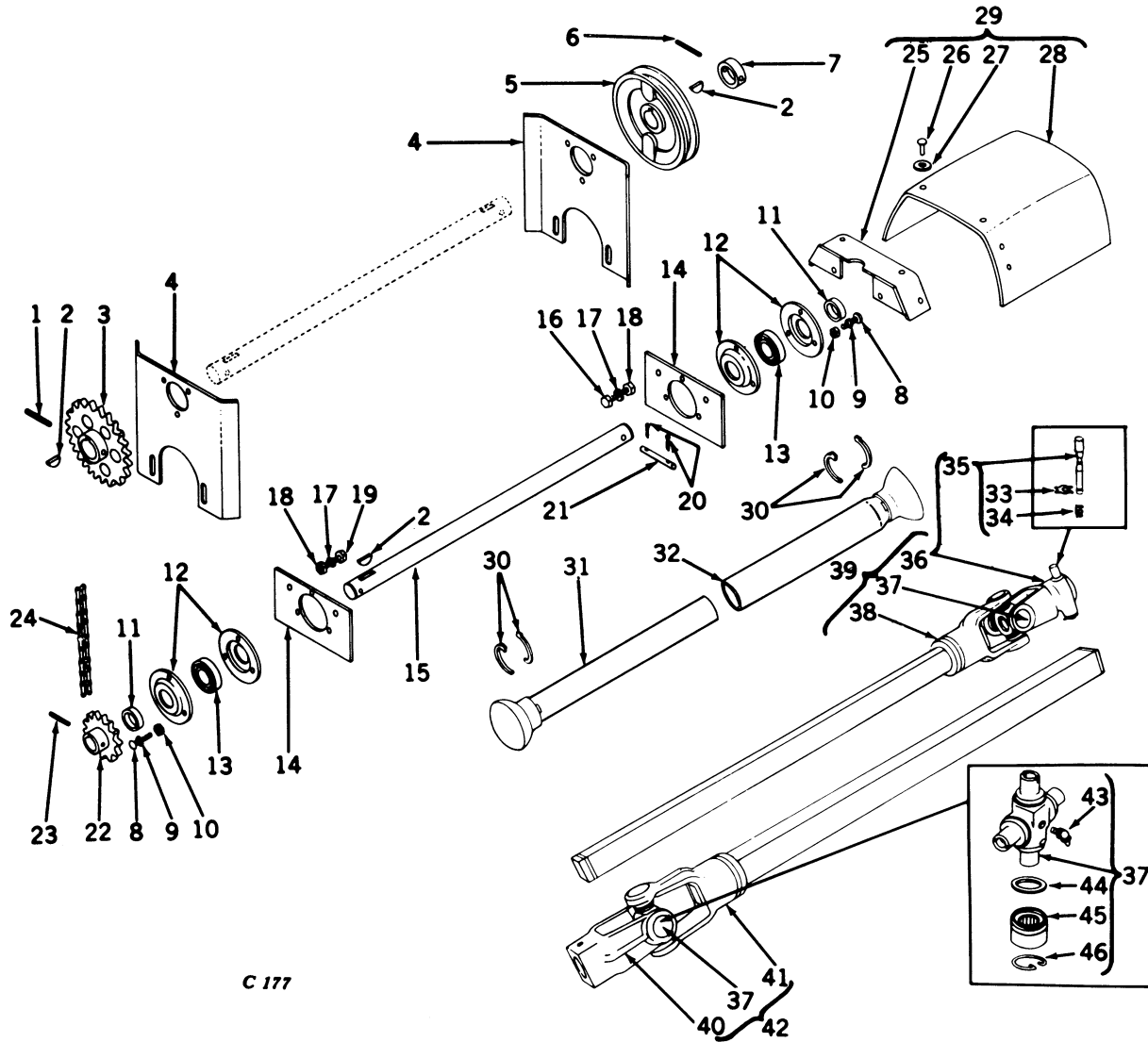


**SPREADER—MODEL "W"—POWER TAKE-OFF SHAFT AND GUARDS—1000 RPM PTO DRIVE—Continued**

Key	Part No.	Year	Description
1	C 10842 C	( — )	Bracket, Bearing, Rear
2	C 10606 C	( — )	Flange, Bearing
3	JD 8554 H	( — )	Collar (2 used)
4	JD 8555 H	( — )	Bearing, Ball
5	JD 8553 H	( — )	Bearing, with Collar, Set Screw and Wrench
	31H 1 H	( — )	Wrench
	22H 558 T	( — )	Screw, Set
6	2H 151 H	( — )	Bolt, Cge., 5/16" x 5/8", with Hex. Nut (3 used)
	12H 39 C	( — )	Washer, Lock, 5/16" (3 used)
7	AC 10622 C	( — )	Sprocket, Main Drive, 18-Tooth
8	.....	( — )	Chain, Main Drive, 104 Links, No. 50 Roller Chain (Sub. Two AP6093H, Two P20350H, and Two P20351H)
	AP 6093 H	( — )	Link, Roller, RC-50, 50 Links
	P 20350 H	( — )	Link, Roller, RC-50
	P 20351 H	( — )	Link, Coupler, RC-50
	P 20352 H	( — )	Link, Offset, with Pin, RC-50
	P 21010 H	( — )	Spring Lock, Coupler Link
	P 29361 H	( — )	Pin, Offset Link
	11H 2 H	( — )	Pin, Cotter, Offset Link
9	22H 78 R	( — )	Screw, Set, Sq. Hd., 3/8" x 1"
10	14H 342 A	( — )	Nut, Hex. Jam, 3/8"
11	C 10861 C	( — )	Key, Feather, 5/16" Sq. x 1-1/2"
12	C 10841 C	( — )	Bracket, Drive Guard (2 used)
13	7H 1227 H	( — )	Bolt, Mach., 1/4" x 5/8", with Hex. Nut (2 used)
	12H 38 C	( — )	Washer, Lock, 1/4" (2 used)
14	7H 1129 N	( — )	Bolt, Mach., 3/8" x 3-1/2", with Hex. Nut (3 used)
	12H 40 C	( — )	Washer, Lock, 3/8" (3 used)
15	C 11118 C	( — )	Guard, Main Drive
16	C 11116 C	( — )	Shaft, Main Drive, 32-1/8" Long
17	7H 1143 N	( — )	Bolt, Mach., 5/16" x 1/2", with Hex. Nut (3 used)
	12H 39 C	( — )	Washer, Lock, 5/16" (3 used)
18	C 10823 C	( — )	Collar, Thrust
19	C 10751 C	( — )	Mount, Bearing
20	C 10606 C	( — )	Flange, Bearing
21	2H 172 R	( — )	Bolt, Cge., 5/16" x 1", with Hex. Nut (4 used)
	12H 39 C	( — )	Washer, Lock, 5/16" (4 used)
22	19H 326 H	( — )	Screw, Cap, Hex. Hd., 7/16" x 1"
23	J 17071 H	( — )	Washer, Lock
24	P 32938 H	( — )	Washer, Notched
25	C 10843 C	( — )	Bracket, Front Bearing, Main Drive
26	7H 905 N	( — )	Bolt, Mach., 1/2" x 3-1/2", with Hex. Nut (2 used)
	12H 42 R	( — )	Washer, Lock, 1/2" (2 used)
27	25H 549 E	( — )	Pin, Groove, 1/4" x 1-3/4"
28	C 10860 C	( — )	Key, Feather, 5/16" Sq. x 1-1/8"
29	7H 1026 H	( — )	Bolt, Mach., 3/8" x 1", with Hex. Nut (4 used)
	12H 40 C	( — )	Washer, Lock, 3/8" (4 used)
30	7H 1145 N	( — )	Bolt, Mach., 5/16" x 5/8", with Hex. Nut (2 used)
	12H 39 C	( — )	Washer, Lock, 5/16" (2 used)
31	AC 10416 C	( — )	Guard, Side Shaft Drive
32	J 19333 C	( — )	Arm, Chain Tightener
33	JD 7765	( — )	Fitting, Grease, 3/16", Straight Drive
34	J 17558 C	( — )	Roller, Drive (Sub. for 7727C)
35	24H 243 D	( — )	Washer, Plain, 15/16" x 1-1/2" x 16 Ga.
36	11H 82 R	( — )	Pin, Cotter, 3/16" x 1-1/4"
37	C 10859 C	( — )	Bracket, Guard
38	C 10839 C	( — )	Spacer (Used with C11116C only) 1-1/4" O.D. x 2"



## 110 CHUCK WAGON MIXER-FEEDER—1000 RPM TRACTOR POWER TAKE-OFF DRIVE



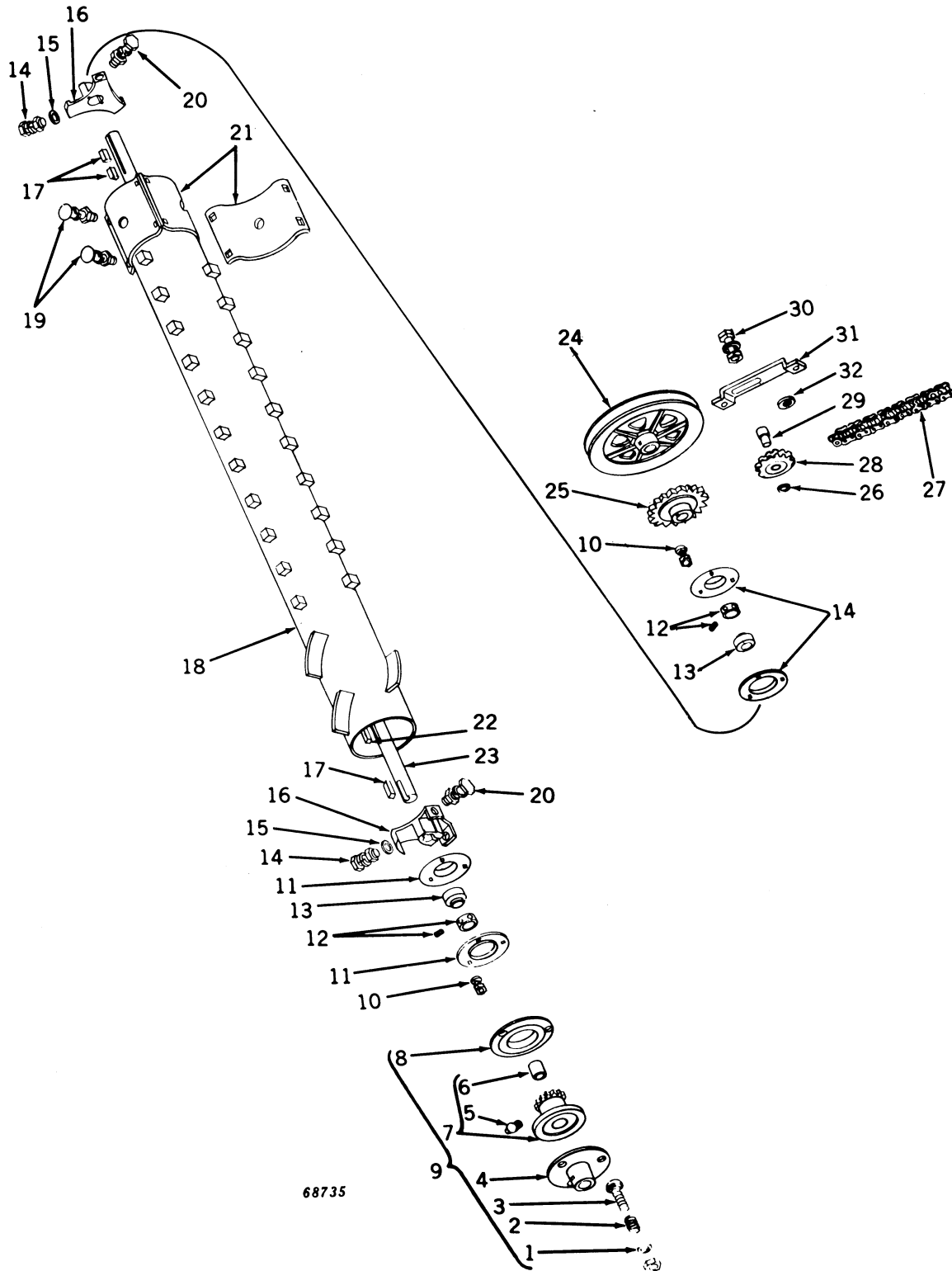
C 177

**110 CHUCK WAGON MIXER-FEEDER—1000 RPM TRACTOR POWER TAKE-OFF DRIVE—Continued**

Key	Part No.	Serial No.	Description
1	34H 81 N	( — )	Pin Roll, 3/16" x 1-1/2"
2	26H 22 R	( — )	Key, Woodruff, 1/4" x 1" (3 used)
3	C 10912 C	( — )	Sprocket, 28-Tooth, No. 50
4	C 11061 C	( — )	Bracket, Bearing (2 used)
5	C 10056 C	( — )	Sheave
6	34H 83 N	( — )	Pin, Roll, 3/16" x 1-3/4"
7	C 10909 C	( — )	Spacer, 1-1/4" Pipe x 1-1/8"
8	2H 155 H	( — )	Bolt, Cge., 5/16" x 3/4", less Nut (6 used)
9	12H 39 C	( — )	Washer, Lock, 5/16" (6 used)
10	14H 253 R	( — )	Nut, Hex., 5/16" (6 used)
11	JD 8554	( — )	Collar, Bearing (2 used)
12	L 1921 C	( — )	Flange, Bearing (4 used)
13	JD 8555	( — )	Bearing, Ball (2 used)
14	C 11062 C	( — )	Plate, Bearing (2 used)
15	C 11057 C	( — )	Shaft, Jack, 1" Dia. x 21-5/8"
16	7H 1567 E	( — )	Bolt, Mach., 3/8" x 1", less Nut (2 used)
17	12H 40 C	( — )	Washer, Lock, 3/8" (4 used)
18	14H 812 C	( — )	Nut, Hex., 3/8" (4 used)
19	17H 1543	( — )	Bolt, Mach., 3/8" x 3/4", less Nut (2 used)
20	11H 39 R	( — )	Pin, Cotter, 1/8" x 3/4" (2 used)
21	C 11023 C	( — )	Pin, 5/16" Dia. x 2-3/16" (Telescoping Powershaft to Mainshaft)
22	C 11063 C	( — )	Sprocket, Drive, 15-Tooth, No. 50
23	34H 107	( — )	Pin, Roll, 1/4" x 1-3/4"
24	AP 6095 H	( — )	Chain, Drive, 40 Links, No. 50 (Sub. Four AP6095H)
	P 20350 H	( — )	Link, Roller, RC-50, 10 Links
	P 20351 H	( — )	Link, Roller, RC-50
	P 20352 H	( — )	Link, Coupler, RC-50
	P 21010 H	( — )	Link, Offset, with Pin, RC-50
	P 29361 H	( — )	Spring Lock, Coupler Link
	11H 2 H	( — )	Pin, Offset Link
25	AC 10565 C	( — )	Pin, Cotter, Offset Link
26	C 10273 C	( — )	Support, Shield
27	24H 99 C	( — )	Rivet, 1/4" x 3/8" (4 used)
28	C 11060 C	( — )	Washer, Plain, 5/16" x 3/4" x 18 Gauge (4 used)
29	AC 10566 C	( — )	Shield, Rubber
30	Z 9912 H	( — )	Shield, PTO Drive, Assembly
31	C 10982 C	( — )	Bearing, Half (4 used)
32	AC 10515 C	( — )	Housing, Bell, Inner (On Tube) (Used with AC10517C)
33	Z 9785 H	( — )	Housing, Bell, Outer (On Shaft) (Used with AC10516C)
34	H 22802 H	( — )	Washer, Lock
35	AH 12250 H	( — )	Spring, Compression
36	AC 10519 C	( — )	Pin, Lock
37	AE 793 E	( — )	Yoke, Universal Joint, 1-3/8" Splined
38	AC 10518 C	( — )	Cross and Bearing Assembly (2 used)
39	AC 10516 C	( — )	Yoke and Shaft Assembly
40	C 10984 C	( — )	Shaft, Telescoping, with Universal Joint
41	AC 10513 C	( — )	Yoke, Universal Joint, with Pin Hole
42	AC 10517 C	( — )	Yoke, Universal Joint, with Tube
43	JD 7760	( — )	Tube, Telescoping, with Universal Joint
44	E 4297 E	( — )	Fitting, Grease, 1/8", 67-1/2° (2 used)
45	E 4296 E	( — )	Seal (8 used)
46	E 4298 E	( — )	Bearing, Assembly (8 used)
			Ring, Snap



## SHELLER ATTACHMENT, CORN—50—CYLINDER SHAFT—540 AND 1000 RPM PTO DRIVE

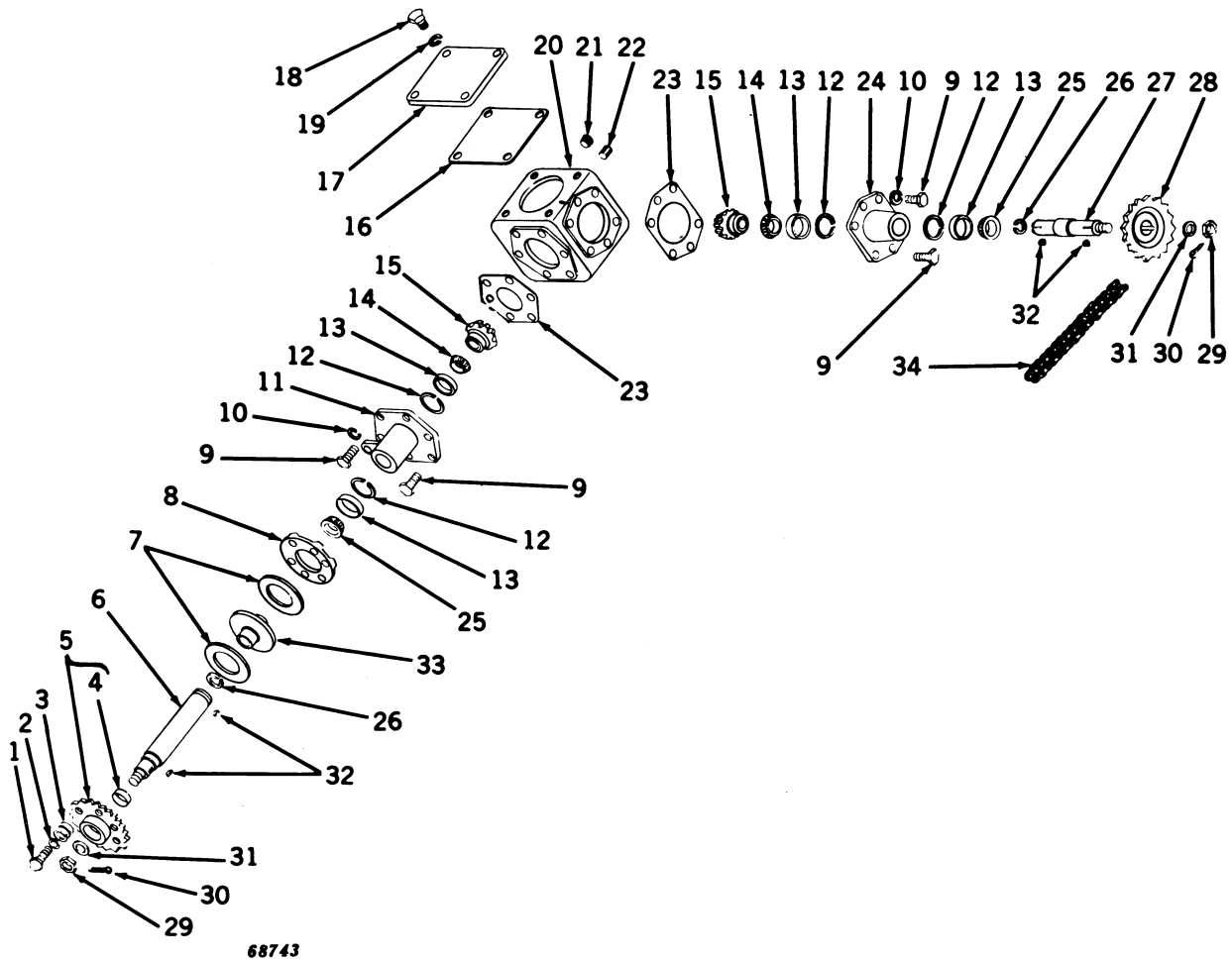


**SHELLER ATTACHMENT, CORN—50—CYLINDER SHAFT—540 AND 1000 RPM PTO DRIVE—**  
**Continued**

Key	Part No.	Year	Description
1	24H 1122 C	( — )	Washer, Plain, 3/8" x 7/8" x 14 Ga. (3 used)
2	L 431 C	( — )	Spring, for Slip Sprocket, 3/4" O.D. x 7/8" Long (3 used)
3	2H 1055 C	( — )	Bolt, Cge., Plated, 5/16" x 2-1/4", with Hex. Nut (3 used)
4	8184 C	( — )	Hub, Slip Clutch
5	JD 7797	( — )	Fitting, Grease, 1/4"
6	L 1239 C	( — )	Bushing, 1-1/4" x 1-3/8" x 1-1/32" Long
7	J 19610 C	( — )	Sprocket, Slip Clutch, 14-Tooth (Sub. for 8183C)
8	8182 C	( — )	Plate, Back, Slip Clutch
9	AC 10359 C	( — )	Clutch, Slip, on Main Shaft
10	2H 305 A	( — )	Bolt, Cge., 3/8" x 1", less Nut (6 used)
	P 49393 H	( — )	Nut, Elastic Stop, 3/8" (6 used)
11	C 3056 E	( — )	Flange, Bearing (4 used)
12	JD 8544 C	( — )	Collar (2 used)
13	JD 8545 C	( — )	Bearing (2 used)
14	19H 218 D	( — )	Screw, Cap, High-Strength, 3/8" x 1" (6 used)
	P 49393 H	( — )	Nut, Elastic Stop, 3/8" (6 used)
15	24H 161 A	( — )	Washer, Plain, 7/16" x 1" x .060" (7 used)
16	8054 C	( — )	Hub, Main Cylinder (2 used)
17	X 5747 C	( — )	Key, Taper, 3/8" x 1-1/4" (3 used)
18	J 20323 C	( — )	Cylinder
19	2H 306 R	( — )	Bolt, Cge., 3/8" x 1", with Hex. Nut (6 used)
	12H 40 C	( — )	Washer, Lock, 3/8" (6 used)
20	7H 424 N	( — )	Bolt, Mach., 3/8" x 2-1/2", with Hex. Nut (2 used)
	12H 40 C	( — )	Washer, Lock, 3/8" (2 used)
21	X 8635 C	( — )	Cob Thrower (3 used)
22	X 1667 C	( — )	Key, Feather, 3/8" Square x 1" (2 used)
23	Y 1929 C	( — )	Shaft, Cylinder
24	8348 C	( — )	Sheave, Drive, for Blast Fan
25	8331 C	( — )	Sprocket, Cylinder Shaft, 25-Tooth, No. 60 Roller Chain (540 RPM)
	AC 10542 C	( — )	Sprocket, Cylinder Shaft, 33-Tooth, No. 60 Roller Chain (1000 RPM)
26	.....	( — )	Chain, Drive, Cylinder, 540 rpm, 64 Links, No. 60 Roller Chain (Sub. One AB1288H, One AB1290H, Two B5234H, Two B5235H)
	.....	( — )	Chain, Drive, Cylinder, 1000 rpm, 67 Links, No. 60 Roller Chain (Sub. One AB1289H, Four AB1290H, One B5234H and One B5235H)
	AB 1288 H	( — )	Chain, Roller, RC-60, 50 Links
	AB 1289 H	( — )	Chain, Roller, RC-60, 25 Links
	AB 1290 H	( — )	Chain, Roller, RC-60, 10 Links
	B 5234 H	( — )	Link, Roller, RC-60
	B 5235 H	( — )	Link, Coupler, RC-60
	P 24350 H	( — )	Lock, Spring, RC-60
	11H 16 H	( — )	Pin, Cotter
27	L 2285 C	( — )	Sprocket, Idler, 15-Tooth, RC-60
28	C 10895 C	( — )	Stud, Idler, Bracket, Cylinder Drive
29	2H 1057 C	( — )	Bolt, Cge., 3/8" x 2-1/2", with Hex. Nut
	12H 40 C	( — )	Washer, Lock, 3/8"
30	X 8665 C	( — )	Bracket, Idler, Cylinder Drive
31	S 771 C	( — )	Washer Plain, 13/32" x 1-9/16" x 1/8"



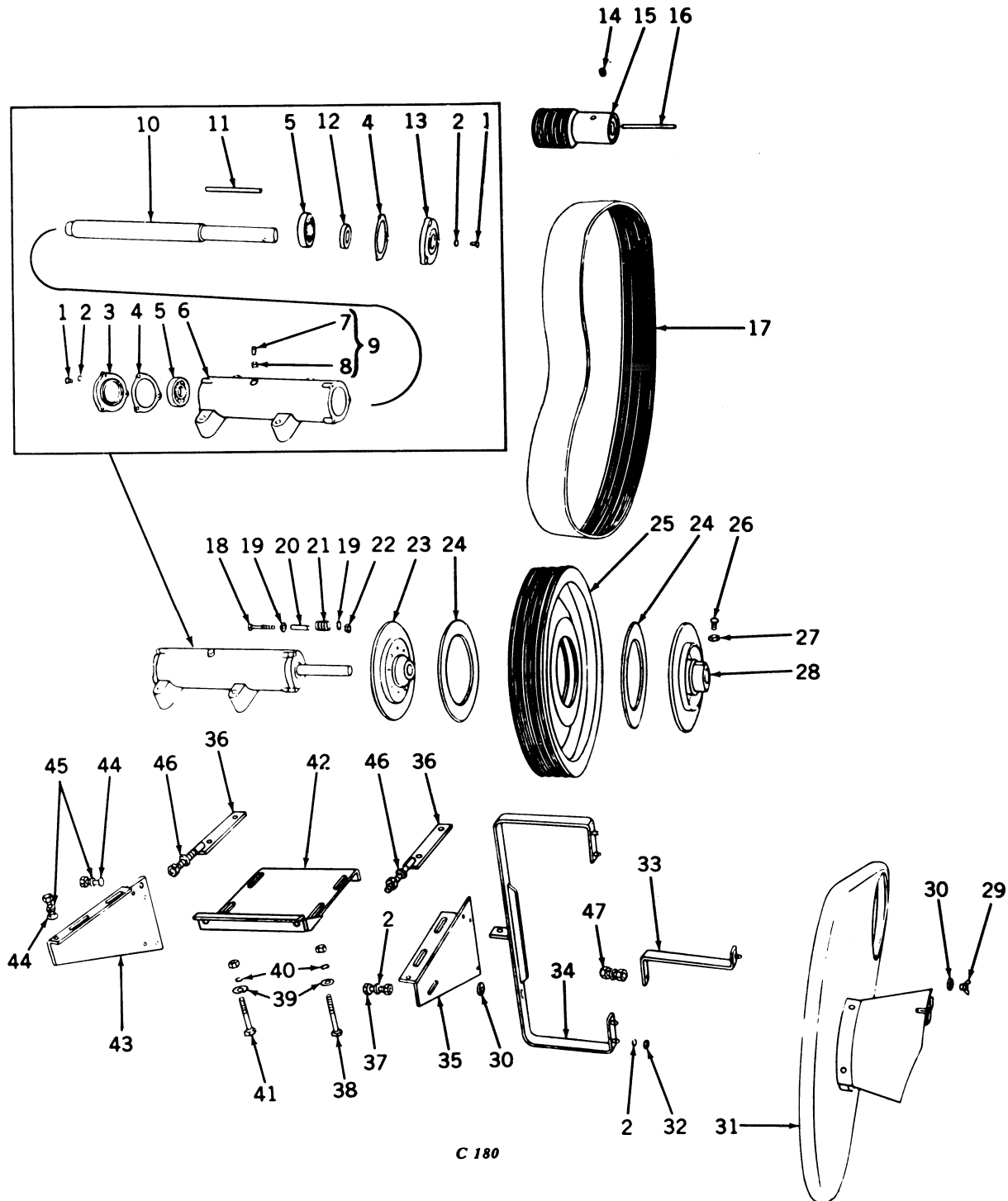
## SHELLER ATTACHMENT, CORN—50—GEAR CASE—540 AND 1000 RPM PTO DRIVE



## SHELLER ATTACHMENT, CORN—50—GEAR CASE—540 AND 1000 RPM PTO DRIVE—Continued

Key	Part No.	Year	Description
1	19H 1811 C	( — )	Screw, Cap, Hex. Hd., Plated, 3/8" x 2-3/4" (6 used)
2	24H 161 A	( — )	Washer, Plain, 7/16" x 1" x 16 Ga. (6 used)
3	L 2279 C	( — )	Spring, Slip Clutch, 7/8" O.D. x 1-5/16" Long, 5 Coils (6 used)
4	L 2273 C	( — )	Bushing, 2-1/8" O.D. x 1-7/16" Long
5	AC 10593 C	( — )	Sprocket, 30-Tooth, No. 60 Roller Chain, with Bushing (Sub. for 8325C and J20332C) (540 and 1000 rpm)
6	Y 1926 C	( — )	Shaft, Output, 1-5/16" Dia. x 11-31/32"
7	L 2278 C	( — )	Disk, Slip Clutch, 1/8" x 5" O.D. (2 used)
8	8333 C	( — )	Plate, Clip Clutch
9	19H 1810 C	( — )	Screw, Cap, Hex. Hd., 3/8" x 1-1/8" (12 used)
10	12H 40 C	( — )	Washer, Lock, 3/8" (12 used)
11	8335 C	( — )	Housing, Bearing, Output
12	32166 A	( — )	Ring, Snap (4 used)
13	JD 8225 A	( — )	Cup, Bearing (4 used)
14	JD 8187 A	( — )	Cone, Bearing (2 used)
15	7695 C	( — )	Gear, Bevel, 16-Tooth (2 used)
16	C 10585 C	( — )	Gasket, Gear Case Cover
17	S 5656 C	( — )	Cover, Gear Case
18	19H 96 R	( — )	Screw, Cap, Hex. Hd., 5/16" x 1/2" (4 used)
19	12H 39 C	( — )	Washer, Lock, 5/16" (4 used)
20	8345 C	( — )	Case, Main Gear
21	15H 237 R	( — )	Plug, Pipe, 1/2"
22	L 1661 C	( — )	Plug, Filter
23	L 2282 C	( — )	Gasket, Bearing Housing, 1/32" x 5" x 5-5/16" (2 used)
	C 10943 C	( — )	Shim, Bearing Housing, 1/64" x 5" x 5-5/16" (2 to 4 used)
24	8334 C	( — )	Housing, Bearing, Input (Used on all but "A" Tractor)
	C 10869 C	( — )	Housing, Bearing, Input (Used on "A" Tractor only)
25	JD 8903 C	( — )	Cone, Bearing, with Seal (2 used)
26	F 534 R	( — )	Ring, Snap (2 used)
27	Y 1925 C	( — )	Shaft, Input, 1-5/16" Dia. x 7-1/8" (Used on all but "A" Tractor)
	C 10782 C	( — )	Shaft, Input, 1-5/16" x 8-7/8" (Used on "A" Tractor only)
28	AC 10543 C	( — )	Sprocket, Input, 25-Tooth, No. 60 Roller Chain (540 and 1000 rpm) (Sub. for 8324C)
29	14H 534 R	( — )	Nut, Slotted, Hex., 3/4" (2 used)
30	11H 43 R	( — )	Pin, Cotter, 1/8" x 1-1/4"
31	24H 976 C	( — )	Washer, Plain, 49/64" x 1-5/8" x 1/8" (2 used)
32	26H 27 C	( — )	Key, Woodruff, 5/16" x 1-1/8" (4 used)
33	8332 C	( — )	Hub, Slip Clutch
34	.....	( — )	Chain, Main Drive, 540 rpm, 88 Links, No. 60 Roller Chain (Sub. One AB1288H, One AB1289H, One AB1290H, One B5234H, One B5235H, and One B5321H)
	.....	( — )	Chain, Main Drive, 1000 rpm, 85 Links, No. 60 Roller Chain (Sub. One AB1288H, One AB1289H, and One AB1290H)
	AB 1288 H	( — )	Chain, Roller, RC-60, 50 Links
	AB 1289 H	( — )	Chain, Roller, RC-60, 25 Links
	AB 1290 H	( — )	Chain, Roller, RC-60, 10 Links
	B 5234 H	( — )	Link, Roller, RC-60
	B 5235 H	( — )	Link, Coupler, RC-60
	P 24350 H	( — )	Lock, Spring, Coupler Link, RC-60
	B 5321 H	( — )	Link, Offset, with Pin, RC-60
	P 29360 H	( — )	Pin, Offset Link, RC-60
	11H 16 H	( — )	Pin, Cotter, Offset Link, RC-60

MILL, HAMMER—No. 10A  
 540 AND 1000 RPM POWER TAKE-OFF DRIVE (POLY-VEE BELT)  
 (1955- )



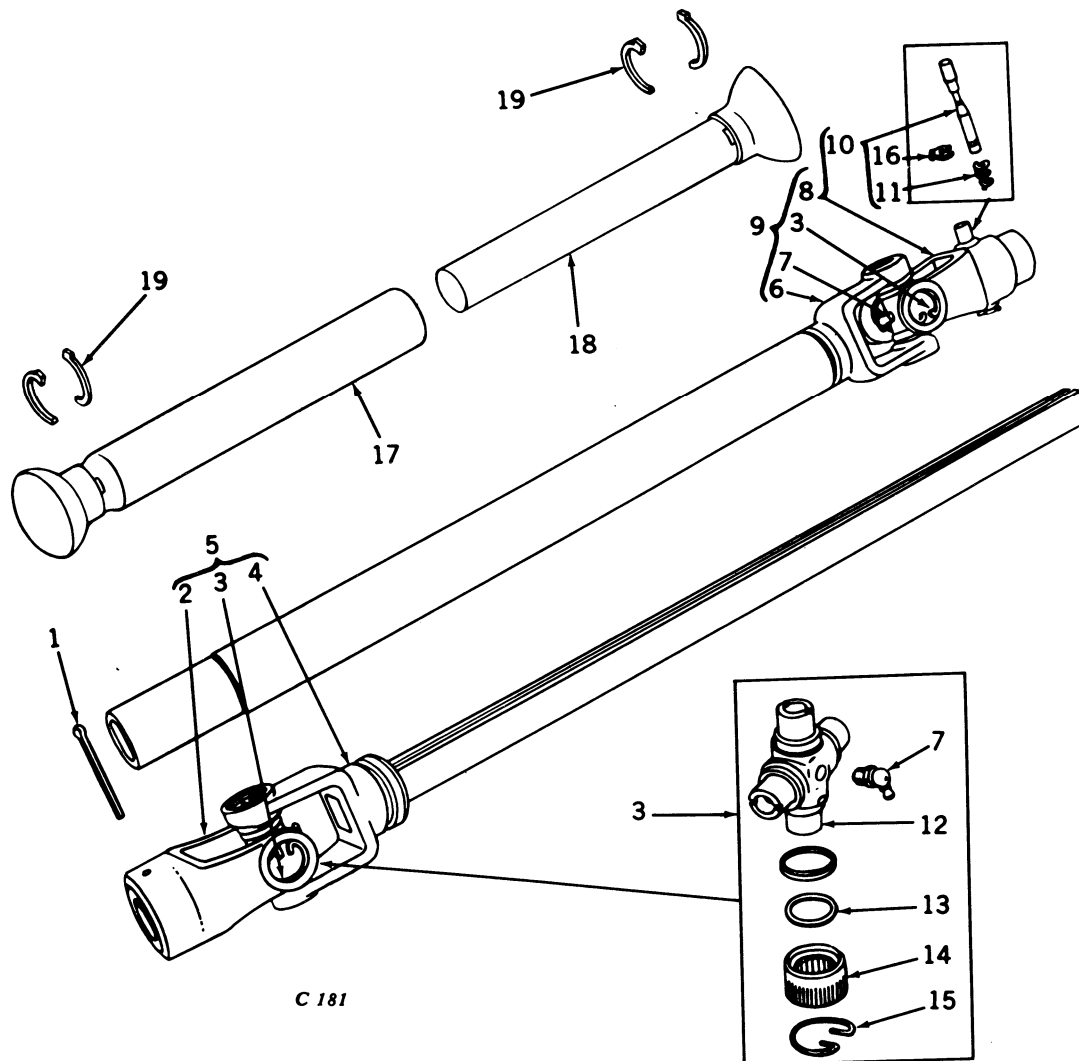
## MILL, HAMMER—No. 10A

## 540 AND 1000 RPM POWER TAKE-OFF DRIVE (POLY-VEE BELT)—Continued

(1955- )

Key	Part No.	Year	Description
1	21H 1006 C	(1955- )	Screw, Mach., Truss Head, 5/16" x 3/4" (6 used)
2	12H 39 C	(1955- )	Washer, Lock, 5/16" (11 used)
3	8033 C	(1955- )	Cap, Bearing, Right
4	L 1693 C	(1955- )	Gasket, 3-7/8" I.D. x 4-1/16" O.D. (2 used)
5	JD 7128 R	(1955- )	Bearing, Ball (2 used)
6	8031 C	(1955- )	Housing, Bearing
7	L 1661 C	(1955- )	Plug, Filter
8	X 7350 C	(1955- )	Plug, Breather (Order J18905C)
9	J 18905 C	(1955- )	Plug, Breather (X7350C with Filter)
10	Y 1699 C	(1955- )	Shaft, Jack
11	X 4938 C	(1955- )	Key, Feather, 5/16" Sq. x 5"
12	L 1692 C	(1955- )	Seal, Oil
13	8032 C	(1955- )	Cap, Bearing, Left
14	.....	(1955- )	Screw, Set, Allen Head, 1/2" x 1/2"
15	C 8220 C	(1955- )	Sheave (540 rpm)
	C 10977 C	(1959- )	Sheave (1000 rpm)
16	X 5973 C	(1955- )	Key, Feather, 5/16" Sq. x 5-3/4"
17	L 1908 C	(1955- )	Belt, Drive, Poly-Vee (504 rpm)
	C 10975 C	(1959- )	Belt, Drive, Poly-Vee (1000 rpm)
18	.....	(1955- )	Bolt, Cge., 3/8" x 3-1/4", less Nut (9 used)
19	1983 SC	(1955- )	Washer, Plain, 1/8" x 13/32" I. D. x 1-1/6" O. D. (18 used)
20	X 7355 C	(1955- )	Ferrule, Spacing, 1/4" Pipe x 2-1/8" Long (9 used)
21	L 810 C	(1955- )	Spring, 9/16" I.D. x 1-3/4" Long, 5-1/2 Coils (9 used)
22	X 6991 C	(1955- )	Nut, Speed Unit Lock, 3/8" (9 used)
23	8037 C	(1955- )	Hub, Rear
24	C 614 R	(1955- )	Lining, Clutch (2 used)
25	8222 C	(1955- )	Sheave, Drive
26	22H 78 R	(1955- )	Screw, Set, Sq. Hd., Cup Point, 3/8" x 1"
	22H 83 T	(1955- )	Screw, Set, Sq. Hd., Cup Point, 3/8" x 1-1/4"
27	14H 342 A	(1955- )	Nut, Hex. Jam, 3/8" (2 used)
28	8036 C	(1955- )	Hub, Front
29	14H 704 C	(1955- )	Nut, Wing, 5/16"
30	24H 373 C	(1955- )	Washer, Plain, 5/16" (5 used)
31	J 19031 C	(1955- )	Guard
32	14H 253 R	(1955- )	Nut, Hex., 5/16" (4 used)
33	J 18812 C	(1955- )	Bracket, Guard, Rear
34	J 18815 C	(1955- )	Bracket, Guard, Front
35	S 5081 C	(1955- )	Plate, Support, Left
36	AC 10260 C	(1959- )	Screw, Adjusting (2 used) (Sub. for J18810C)
37	7H 174 N	(1955- )	Bolt, Mach., 5/16" x 1", with Hex. Nut
38	7H 1182 N	(1955- )	Bolt, Mach., 1/2" x 3-3/4", with Hex. Nut
39	24H 382 C	(1955- )	Washer, Plain, 1/2" x 1-3/8" x 14 Ga. (4 used)
40	12H 42 R	(1955- )	Washer, Lock, 1/2" (4 used)
41	7H 1180 N	(1955- )	Bolt, Mach., 1/2" x 3-1/4", with Hex. Nut (3 used)
42	AC 10262 C	(1959- )	Plate, Top (Sub. for S5082C and J19529C)
43	S 5080 C	(1955- )	Plate, Support, Right
44	2H 291 H	(1955- )	Bolt, Cge., 3/8" x 3/4", with Hex. Nut (12 used)
45	12H 40 C	(1955- )	Washer, Lock, 3/8" (12 used)
46	14H 346 A	(1955-1958)	Nut, Hex., Jam, 1/2" (2 used)
	14H 760 R	(1959- )	Nut, Hex., 5/8" (2 used)
	14H 821 C	(1959- )	Nut, Hex., Jam, 5/8" (2 used)
47	7H 1026 H	(1955- )	Bolt, Mach., 3/8" x 1", with Hex. Nut
	12H 40 C	(1955- )	Washer, Lock, 3/8"

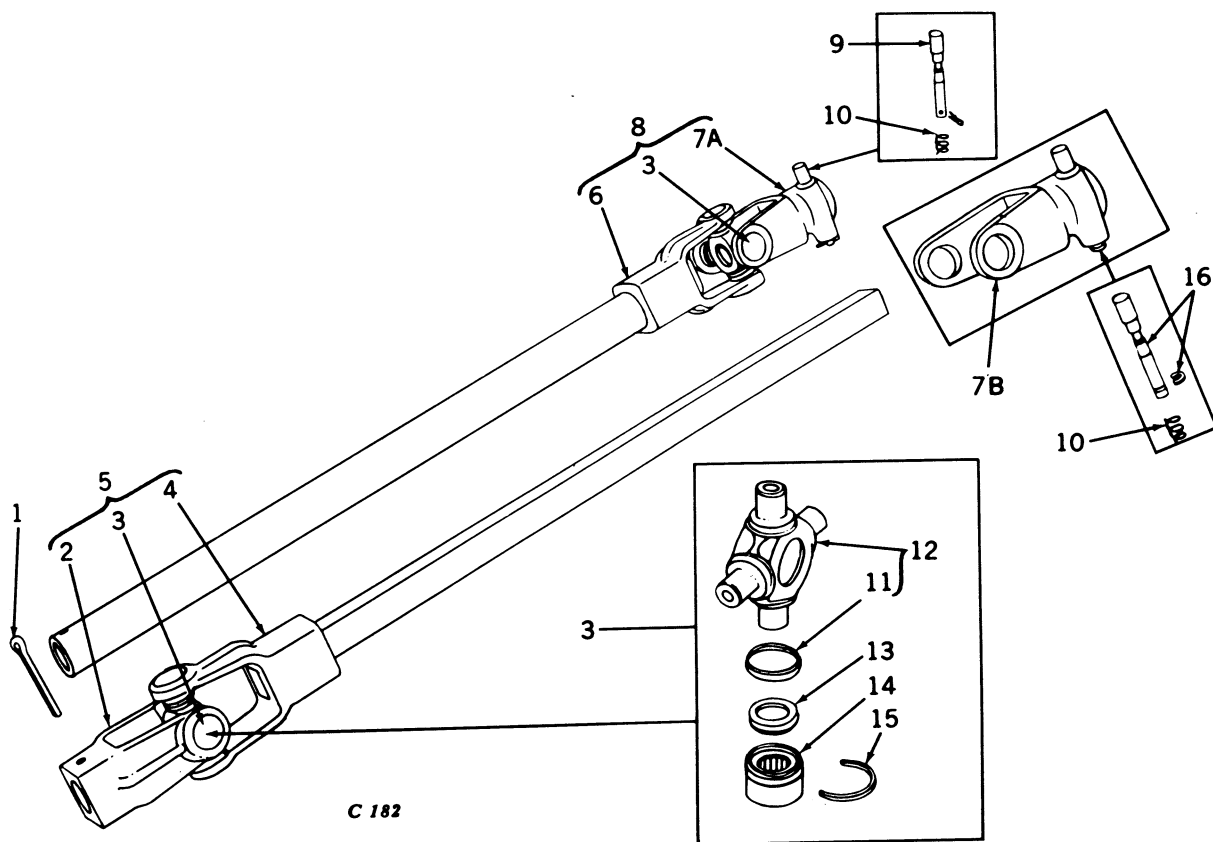
**MILL, HAMMER—No. 10A—TELESCOPING POWERSHAFT (BLOOD BROS.)—1000 RPM PTO DRIVE**  
 (Grease Fitting in Cross and Bearing Assembly)



C 181

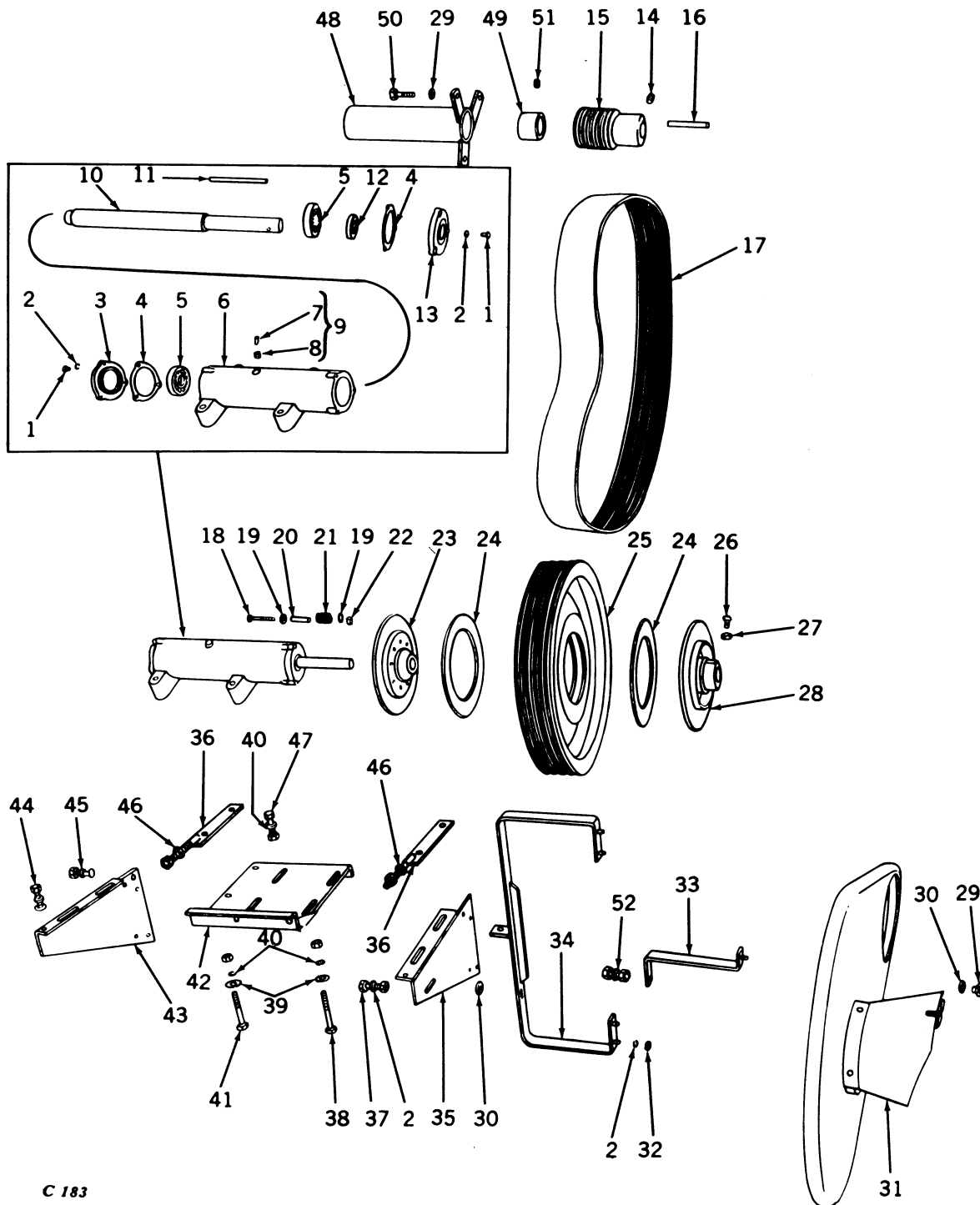
Key	Part No.	Year	Description
1	11H 144 H	( - )	Pin, Cotter, 5/16" x 2-3/4"
2	L 1797 C	( - )	Yoke, Universal Joint, with Keyway
3	AM 2568 E	( - )	Cross and Bearing, Assembly (2 used)
4	AC 10569 C	( - )	Yoke, Universal Joint, with Square Shaft
5	AC 10570 C	( - )	Shaft, Telescoping, with Universal Joint
6	AC 10568 C	( - )	Yoke and Tube, Assembly
7	JD 7760	( - )	Fitting, Grease, 1/8", 67-1/2° (2 used)
8	AC 10510 C	( - )	Yoke, Universal Joint, 21 Involute Splines
9	AC 10571 C	( - )	Tube, Telescoping, with Universal Joint
10	AH 12250 H	( - )	Pin, Lock (Sub. for Z9590H)
11	H 22802 H	( - )	Spring, Compression
12	AM 2567 E	( - )	Cross and Dust Shield (2 used) (Sub. AM2568E)
13	BP 12982 E	( - )	Seal (8 used)
14	AM 2566 E	( - )	Bearing, Assembly (8 used)
15	BP 12946 E	( - )	Ring, Snap (8 used)
16	Z 9785 H	( - )	Washer, Lock
17	AC 10535 C	( - )	Housing, Bell, Outer (Used with AC10570C Joint and Shaft Assembly)
18	AC 10534 C	( - )	Housing, Bell, Inner (Used with AC10571C Joint and Tube Assembly)
19	H 22039 H	( - )	Bearing, Half (4 used)

**MILL, HAMMER—No. 10A—TELESCOPING POWERSHAFT (MECHANICS)—540 AND 1000 RPM PTO DRIVE**  
**(No Grease Fitting in Cross and Bearing Assembly)**



Key	Part No.	Year	Description
1	11H 144 H	( - )	Pin, Cotter, 5/16" x 2-3/4"
2	L 1766 C	( - )	Yoke, Universal Joint, with Keyway
3	AM 1117 E	( - )	Cross and Bearing, Assembly (2 used)
4	L 1765 C	( - )	Yoke, Universal Joint, with Square Shaft
5	L 1855 C	( - )	Shaft, Telescoping, with Universal Joint Assembly
6	L 1764 C	( - )	Yoke and Tube, Assembly
7A	L 1800 C	( - )	Yoke, Universal Joint, 1-3/8" Spline (540 rpm)
7B	AC 10697 C	( - )	Yoke, Universal Joint, 1-3/8" Spline (For Converting L1800C to 1000 rpm Drive)
8	L 1854 C	( - )	Tube, Telescoping, with Universal Joint, Assembly (540 rpm) (Can use AC10571C if Desired for 1000 rpm Drive) (See page 70-24)
9	J 16560 N	( - )	Pin, Lock
10	J 16563 N	( - )	Spring, Compression
11	BP 12221 E	( - )	Shield, Dust (8 used)
12	AM 1373 E	( - )	Cross and Dust Shield (2 used) (Sub. AM1117E)
13	BP 10540 E	( - )	Washer, Cork (8 used) (Packed 25 in a Pkg.)
14	AM 1374 E	( - )	Bearing, Assembly (8 used)
15	BP 10539 E	( - )	Ring, Snap (8 used)
16	C 11017 C	( - )	Pin, Lock

MILL, HAMMER—No. 14  
 1000 RPM POWER TAKE-OFF DRIVE (POLY-VEE BELT) (1955- )



C 183

## MILL, HAMMER—No. 14

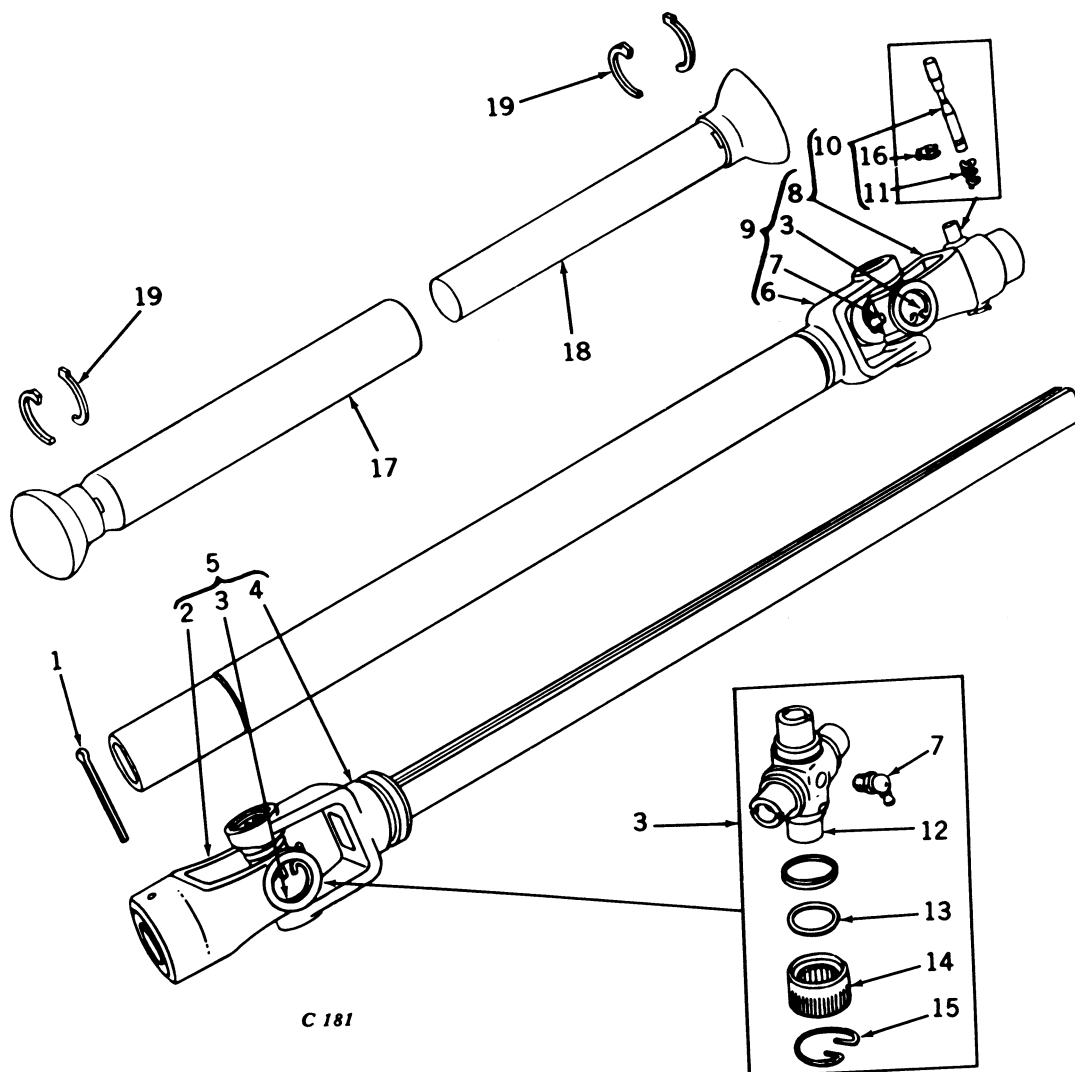
## 1000 RPM POWER TAKE-OFF DRIVE (POLY-VEE BELT) (1955- )—Continued

Key	Part No.	Year	Description
1	21H 1006 C	(1955- )	Screw, Mach., Truss Head, 5/16" x 3/4" (6 used)
2	12H 39 C	(1955- )	Washer, Lock, 5/16" (11 used)
3	8033 C	(1955- )	Cap, Bearing, Right
4	L 1693 C	(1955- )	Gasket, 3-7/8" I.D. x 4-1/16" O.D. (2 used)
5	JD 7128 R	(1955- )	Bearing, Ball (2 used)
6	8031 C	(1955- )	Housing, Bearing
7	L 1661 C	(1955- )	Plug, Filter
8	X 7350 C	(1955- )	Plug, Breather (Order J18905C)
9	J 18905 C	(1955- )	Plug, Breather (X7350C with Filter)
10	Y 1699 C	(1955- )	Shaft, Jack
11	X 4938 C	(1955- )	Key, Feather, 5/16" Sq. x 5"
12	L 1692 C	(1955- )	Seal, Oil
13	8032 C	(1955- )	Cap, Bearing, Left
14	.....	(1955- )	Screw, Set, Allen Head, 1/2" x 5/8" (2 used)
15	(C 8221 C	(1955- )	Sheave (540 rpm)
	(C 10976 C	(1959- )	Sheave (1000 rpm)
16	X 4837 C	(1955- )	Key, Feather, 3/8" Sq. x 5"
17	(L 1908 C	(1955- )	Belt, Drive, Poly-Vee (540 rpm)
	(C 10975 C	(1959- )	Belt, Drive, Poly-Vee (1000 rpm)
18	.....	(1955- )	Bolt, Cge., 3/8" x 3-1/4", less Nut (9 used)
19	1983 SC	(1955- )	Washer, Plain, 1/8" x 13/32" I.D. x 1-1/16" O.D. (18 used)
20	X 7355 C	(1955- )	Ferrule, Spacing, 1/4" Pipe x 2-1/8" Long (9 used)
21	L 810 C	(1955- )	Spring, 9/16" I.D. x 1-3/4" Long, 5-1/2 Coils (9 used)
22	X 6991 C	(1955- )	Nut, Speed Unit Lock, 3/8" (9 used)
23	8037 C	(1955- )	Hub, Rear
24	C 614 R	(1955- )	Lining, Clutch (2 used)
25	8222 C	(1955- )	Sheave, Drive
26	(22H 78 R	(1955- )	Screw, Set, Sq. Hd., Cup Point, 3/8" x 1"
	(22H 83 T	(1955- )	Screw, Set, Sq. Hd., Cup Point, 3/8" x 1-1/4"
27	14H 342 A	(1955- )	Nut, Hex. Jam, 3/8" (2 used)
28	8036 C	(1955- )	Hub, Front
29	14H 704 C	(1955- )	Nut, Wing, 5/16"
30	24H 373 C	(1955- )	Washer, Plain, 5/16" (5 used)
31	J 19031 C	(1955- )	Guard
32	14H 253 R	(1955- )	Nut, Hex., 5/16" (4 used)
33	J 18812 C	(1955- )	Bracket, Guard, Rear
34	J 18815 C	(1955- )	Bracket, Guard, Front
35	S 5081 C	(1955- )	Plate, Support, Left
36	AC 10260 C	(1959- )	Screw, Adjusting, 5/8" x 5-1/4" (2 used) (Sub. for J18810C)
37	7H 174 N	(1955- )	Bolt, Mach., 5/16" x 1", with Hex. Nut
38	7H 1182 N	(1955- )	Bolt, Mach., 1/2" x 3-3/4", with Hex. Nut
39	24H 382 C	(1955- )	Washer, Plain, 1/2" x 1-3/8" x 14 Ga. (4 used)
40	12H 42 R	(1955- )	Washer, Lock, 1/2" (4 used)
41	7H 1180 N	(1955- )	Bolt, Mach., 1/2" x 3-1/4", with Hex. Nut (3 used)
42	AC 10565 C	(1959- )	Plate, Top (Sub. for S5083C and J19530C)
43	S 5080 C	(1955- )	Plate, Support, Right
44	2H 291 H	(1955- )	Bolt, Cge., 3/8" x 3/4", with Hex. Nut (12 used)
45	12H 40 C	(1955- )	Washer, Lock, 3/8" (12 used)
46	(14H 346 A	(1955-1958)	Nut, Hex. Jam, 1/2" (2 used)
	(14H 760 R	(1959- )	Nut, Hex., 5/8" (2 used)
	(14H 821 C	(1959- )	Nut, Hex. Jam, 5/8" (2 used)
47	7H 1173 N	(1955- )	Bolt, Mach., Hex. Hd., 1/2" x 1" (2 used)
48	J 18814 C	(1955- )	Guard, Rotor Shaft
49	Y 1552 C	(1955- )	Collar, Spacing (For Rotor Shaft), 2" O.D. x 1-3/8" Long
50	19H 112 R	(1955- )	Screw, Cap, Hex. Hd., 5/16" x 1" (3 used)
51	22H 586 C	(1955- )	Screw, Set, Allen Head, 3/8" x 3/8"
52	(7H 1026 H	(1955- )	Bolt, Mach., 3/8" x 1", with Hex. Nut
	(12H 40 C	(1955- )	Washer, Lock, 3/8"



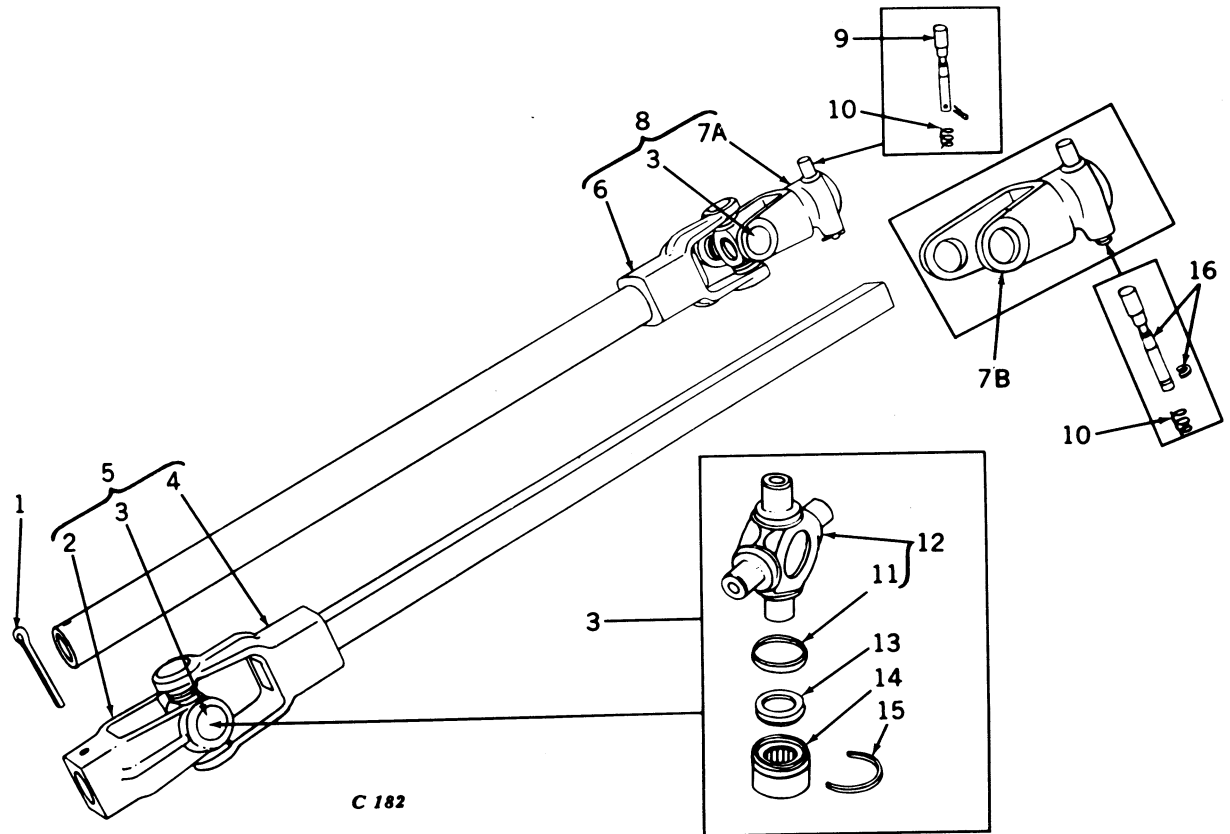


**MILL, HAMMER—No. 14—TELESCOPING POWERSHAFT (BLOOD BROS.)—1000 RPM PTO DRIVE**  
 (Grease Fitting in Cross and Bearing Assembly)



Key	Part No.	Year	Description
1	11H 144 H	( - )	Pin, Cotter, 5/16" x 2-3/4"
2	L 1797 C	( - )	Yoke, Universal Joint, with Keyway
3	AM 2568 E	( - )	Cross and Bearing, Assembly (2 used)
4	AC 10569 C	( - )	Yoke, Universal Joint, with Square Shaft
5	AC 10570 C	( - )	Shaft, Telescoping, with Universal Joint
6	AC 10568 C	( - )	Yoke and Tube, Assembly
7	JD 7760	( - )	Fitting, Grease, 1/8", 67-1/2° (2 used)
8	AC 10510 C	( - )	Yoke, Universal Joint, 21 Involute Splines
9	AC 10571 C	( - )	Tube, Telescoping, with Universal Joint
10	AH 12250 H	( - )	Pin, Lock (Sub. for 79590H)
11	H 22802 H	( - )	Spring, Compression
12	AM 2567 E	( - )	Cross and Dust Shield (2 used) (Sub. AM2568E)
13	BP 12982 E	( - )	Seal (8 used)
14	AM 2566 E	( - )	Bearing, Assembly (8 used)
15	BP 12946 E	( - )	Ring, Snap (8 used)
16	Z 9785 H	( - )	Washer, Lock
17	AC 10535 C	( - )	Housing, Bell, Outer (Used with AC10570C Joint and Shaft Assembly)
18	AC 10534 C	( - )	Housing, Bell, Inner (Used with AC10571C Joint and Tube Assembly)
19	H 22039 H	( - )	Bearing, Half (4 used)

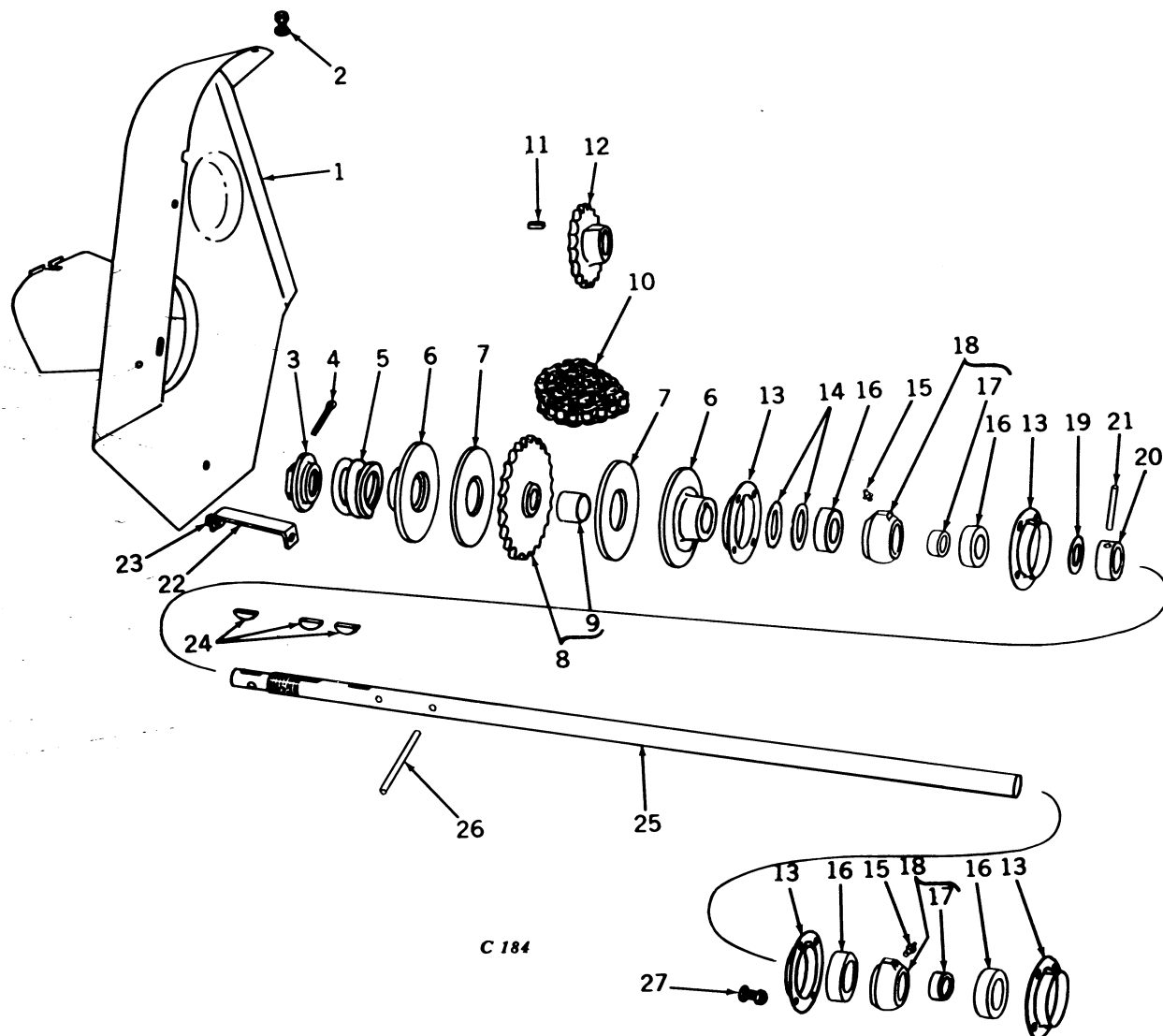
**MILL, HAMMER—No. 14—TELESCOPING POWERSHAFT (MECHANICS)—540 AND 1000 RPM PTO DRIVE**  
**(No Grease Fitting in Cross and Bearing Assembly)**



C 182

Key	Part No.	Year	Description
1	11H 144 H	( - )	Pin, Cotter, 5/16" x 2-3/4"
2	L 1766 C	( - )	Yoke, Universal Joint, with Keyway
3	AM 1117 E	( - )	Cross and Bearing, Assembly (2 used)
4	L 1765 C	( - )	Yoke, Universal Joint, with Square Shaft
5	L 1855 C	( - )	Shaft, Telescoping, with Universal Joint Assembly
6	L 1764 C	( - )	Yoke and Tube, Assembly
7A	L 1800 C	( - )	Yoke, Universal Joint, 1-3/8" Spline (540 rpm)
7B	AC 10697 C	( - )	Yoke, Universal Joint, 1-3/8" Spline (For Converting L1800C to 1000 rpm Drive)
8	L 1854 C	( - )	Tube, Telescoping, with Universal Joint, Assembly (540 rpm) (Can use AC10571C if Desired for 1000 rpm Drive) (See Page 70-28)
9	J 16560 N	( - )	Pin, Lock
10	J 16563 N	( - )	Spring, Compression
11	BP 12221 E	( - )	Shield, Dust (8 used)
12	AM 1373 E	( - )	Cross and Dust Shield (2 used) (Sub. AM1117E)
13	BP 10540 E	( - )	Washer, Cork (8 used) (Packed 25 in a Pkg.)
14	AM 1374 E	( - )	Bearing, Assembly (8 used)
15	BP 10539 E	( - )	Ring, Snap (8 used)
16	C 11017 C	( - )	Pin, Lock

SHELLER, CORN, CYLINDER—No. 43  
 POWER TAKE-OFF DRIVE—540 AND 1000 RPM PTO DRIVE

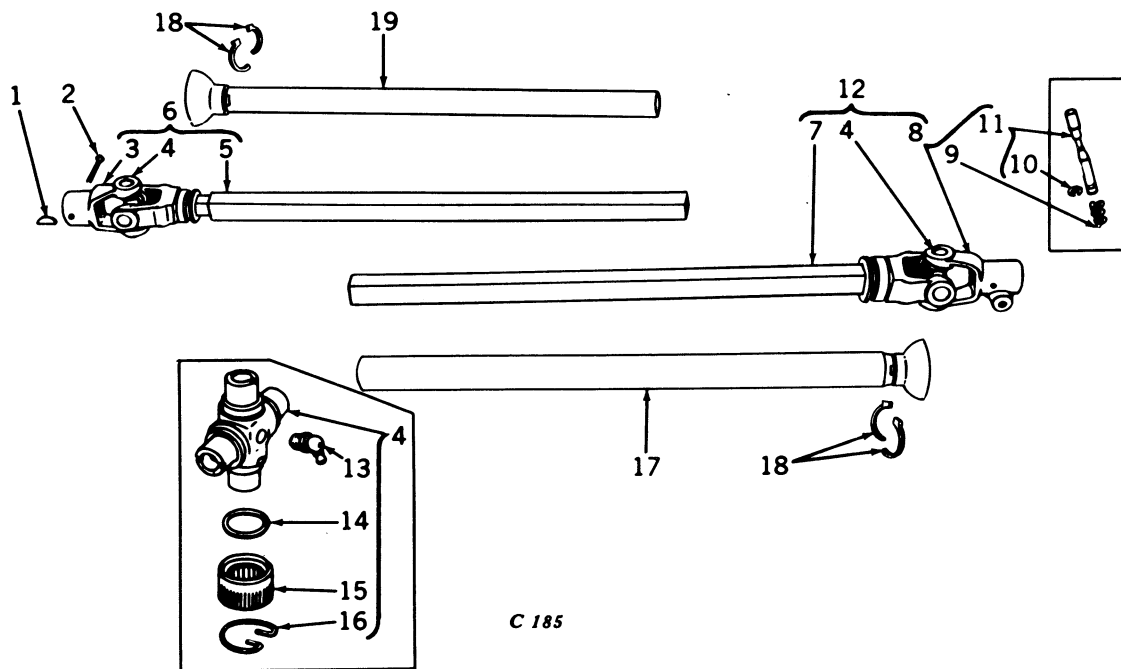


**SHELLER, CORN, CYLINDER—No. 43—POWER TAKE-OFF DRIVE—540 AND 1000  
RPM PTO DRIVE—Continued**

Key	Part No.	Year	Description
1	J 18953 C	( — )	Shield, Left Drive
2	L 1995 C	( — )	Screw, Mach., Truss Head, 5/16" x 1/2", less Nut
	12H 39 C	( — )	Washer, Lock, 5/16"
	14H 253 R	( — )	Nut, Hex., 5/16"
3	8064 C	( — )	Nut, Take-Up
4	11H 90 H	( — )	Pin, Cotter, 3/16" x 2-1/4"
5	L 1716 C	( — )	Spring, 2" x 1-7/8", 3 Coils
6	8063 C	( — )	Hub, Drive (2 used)
7	L 1717 C	( — )	Disk, Raybestos, 5/32" x 5-1/8" (2 used)
8	AC 10612 C	( — )	Sprocket, Slip Clutch, 25-Tooth RC-60 Chain with Bushing (Sub. for C11007C)
9	C 11009 C	( — )	Bushing, Slip Clutch Sprocket, 1-1/8" x 1-1/4" x 15/16"
10	.....	( — )	Chain, Drive, 53 Links RC-60 Roller (Sub. One AB1288H, One B5234H, One B5235H and One B5321H)
	AB 1288 H	( — )	Chain, Roller, RC-60, 50 Links
	B 5234 H	( — )	Link, Roller, RC-60
	B 5235 H	( — )	Link, Coupler, RC-60
	B 5321 H	( — )	Link, Offset, RC-60
	P 24350 H	( — )	Spring, Lock
	11H 16 H	( — )	Pin, Cotter
11	X 6599 C	( — )	Key, Taper, 3/8" x 1-3/4"
12	8062 C	( — )	Sprocket, Driven, 18-Tooth for RC-60 Chain (540 rpm)
	AC 10542 C	( — )	Sprocket, Driven, 33-Tooth, No. 60 Chain (1000 rpm)
13	S 5152 C	( — )	Cap (4 used)
14	24H 1006 C	( — )	Washer, Plain, 1-9/64" x 2-1/16" x 15 Gauge (2 used)
15	JD 7797	( — )	Fitting, Grease, 1/8", 67-1/2° (2 used)
16	C 11108 C	( — )	Seal, Oil, 1-1/8" x 1-1/2" x 3/16" (4 used)
17	JD 8868	( — )	Bearing, Needle (2 used)
18	AC 10611 C	( — )	Housing, Bearing, with Bushings (2 used) (Sub. for C11006C)
19	24H 295 A	( — )	Washer, Plain, 1-9/32" x 1-3/4" x 16 Gauge
20	C 11011 C	( — )	Collar, Thrust
21	34H 119	( — )	Pin, Roll, 5/16" x 1-3/4"
22	AC 10546 C	( — )	Support, Guard
23	12H 39 C	( — )	Washer, Lock, 5/16"
	14H 253 R	( — )	Nut, Hex., 5/16"
24	26H 27 C	( — )	Key, Woodruff, 5/16" x 1-1/8" (3 used)
25	C 11005 C	( — )	Shaft, Drive, 1-1/8" x 37-3/4"
26	34H 107 H	( — )	Pin, Roll, 1/4" x 1-3/4"
27	2H 150	( — )	Bolt, Cge., 5/16" x 5/8", less Nut (8 used)
	12H 39 C	( — )	Washer, Lock, 5/16" (8 used)
	14H 253 R	( — )	Nut, Hex., 5/16" (8 used)

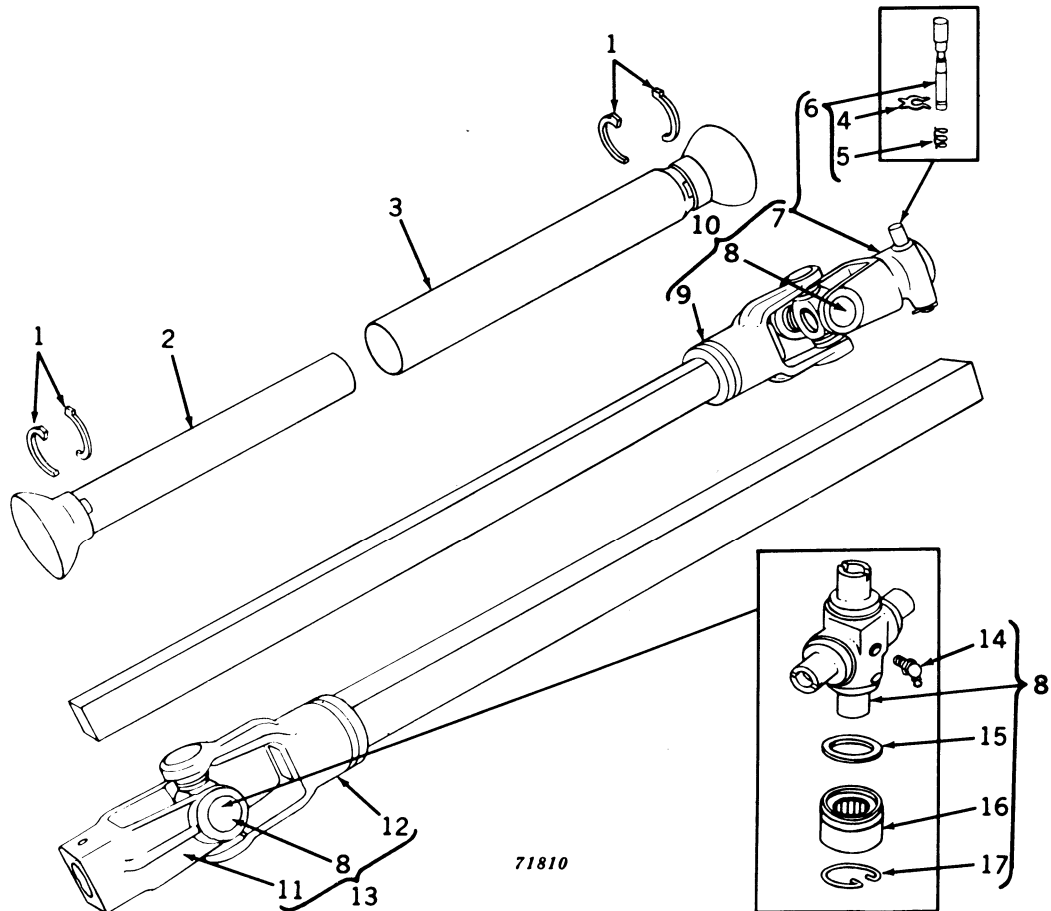


**SHELLERS, CORN CYLINDER—No. 43—TELESCOPING POWERSHAFT FOR TRAILER AND  
STATIONARY SHELTER—1000 RPM PTO DRIVE (BLOOD BROS.)**  
(Has Grease Fittings in Universal Joint)



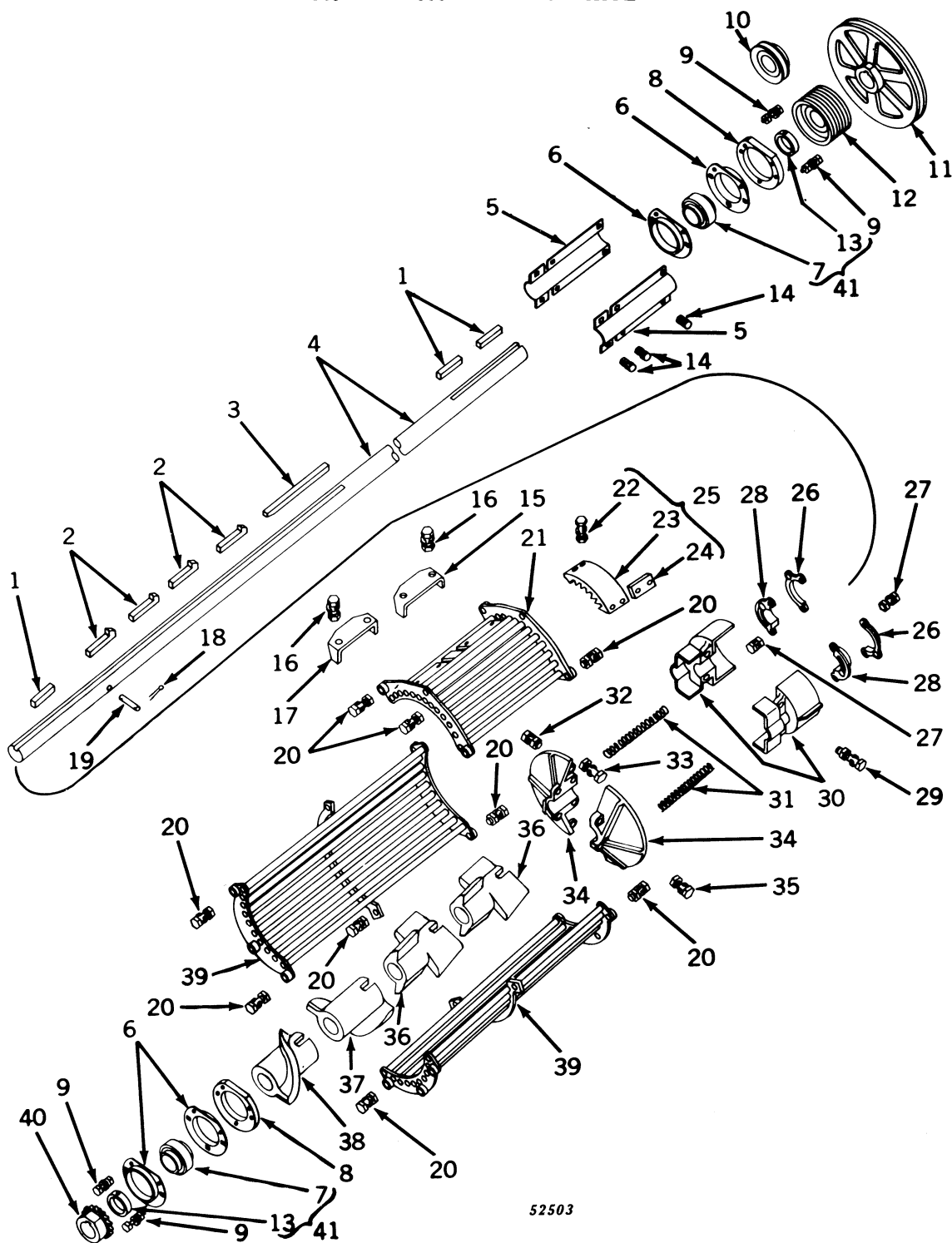
Key	Part No.	Year	Description
1	26H 27 C	( — )	Key, Woodruff, 5/16" x 1-1/8"
2	11H 142 B	( — )	Pin, Cotter, 5/16" x 2-1/2"
3	C 10758 C	( — )	Yoke, Universal Joint, Plain
4	AM 2871 E	( — )	Cross and Bearing, Assembly (2 used)
5	AC 10523 C	( — )	Yoke, with Tube
6	AC 10525 C	( — )	Tube, Telescoping, with Universal Joint
7	AC 10522 C	( — )	Yoke, with Shaft
8	AC 10628 C	( — )	Yoke, Universal Joint, 1-3/8", 21-Tooth Spline
9	C 11156 C	( — )	Spring
10	Z 9785 H	( — )	Washer
11	AC 10663 C	( — )	Pin, Lock, with Washer
12	AC 10524 C	( — )	Shaft, Telescoping, with Universal Joint
13	JD 7760	( — )	Fitting, Grease, 1/8", 67-1/2° (2 used)
14	BP 13668 E	( — )	Seal (8 used)
15	BP 13667 E	( — )	Bearing, Assembly (8 used)
16	BP 13669 E	( — )	Ring, Snap (8 used)
17	AC 10521 C	( — )	Housing, Bell, Outer (Used with AC10524C Joint and Shaft Assembly)
18	Z 9912 H	( — )	Bearing, Half
19	AC 10520 C	( — )	Housing, Bell, Inner (Used with AC10525C Joint and Tube Assembly)

**SHELLERS, CORN, CYLINDER—No. 43—TELESCOPING POWERSHAFT FOR THREE-POINT  
HITCH—1000 RPM PTO DRIVE**



Key	Part No.	Year	Description
1	Z 9912 H	( - )	Bearing, Half (4 used)
2	AC 10420 C	( - )	Housing, Bell, Inner (Used with AC10423C Joint and Tube Assembly)
3	AC 10421 C	( - )	Housing, Bell, Outer (Used with AC10528C Joint and Shaft Assembly)
4	Z 9785 H	( - )	Washer, Lock
5	H 22802 H	( - )	Spring, Compression
6	AH 12250 H	( - )	Pin, Lock
7	AC 10527 C	( - )	Yoke, Universal Joint, 1-3/8" Splined
8	AM 2871 E	( - )	Cross and Bearing, Assembly (2 used)
9	AC 10501 C	( - )	Yoke and Shaft, Assembly, 17" Long
10	AC 10528 C	( - )	Shaft, Telescoping, with Universal Joint, 17" Long
11	C 10758 C	( - )	Yoke, Universal Joint, with Keyway
12	AC 10375 C	( - )	Yoke, Universal Joint, with Tube
13	AC 10423 C	( - )	Tube, Telescoping, with Universal Joint
14	JD 7760	( - )	Fitting, Grease, 1/8", 67-1/2° (2 used)
15	BP 13668 E	( - )	Washer, Cork (8 used)
16	BP 13667 E	( - )	Bearing, Assembly (8 used)
17	BP 13669 E	( - )	Ring, Snap

**SHELLER, CORN, CYLINDER—No. 71—SHELLING CAGE AND MAIN SHAFT—  
540 AND 1000 RPM PTO DRIVE**



52503

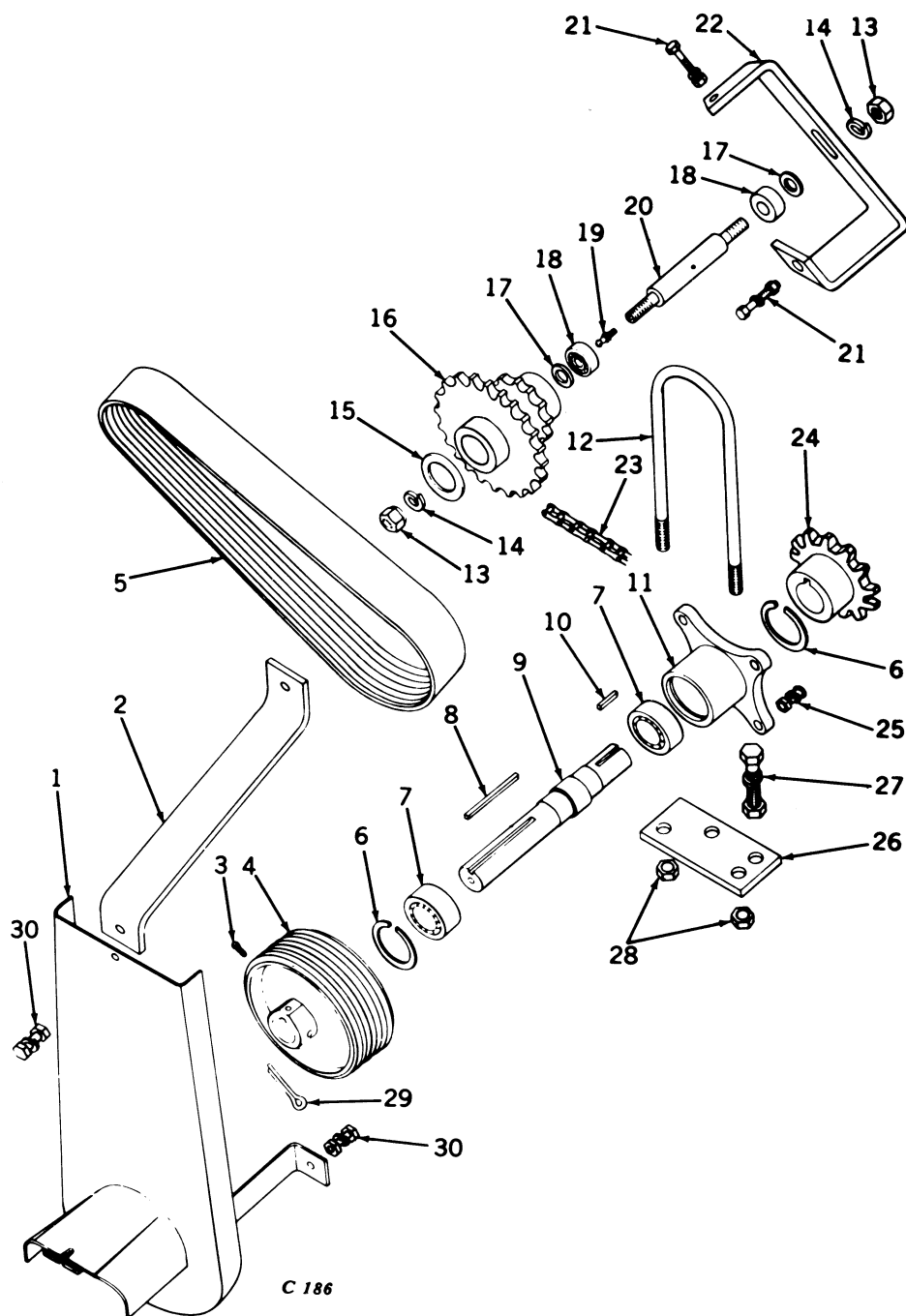
**SHELLER, CORN, CYLINDER—No. 71—SHELLING CAGE AND MAIN SHAFT—  
540 AND 1000 RPM PTO DRIVE—Continued**

Key	Part No.	Year	Description
1	X 4858 C	( - )	Key, Taper, 1/2" x 1-1/2" (3 used)
2	X 6609 C	( - )	Key, Gibb Head, 1/2" x 3" (4 used)
3	X 5777 C	( - )	Key, Cob Beater, 1/2" Sq. x 8-7/8"
4	Y 1797 C	( - )	Shaft, Main, 2" Dia. x 95-1/8"
5	S 5364 C	( - )	Deflector, Shuck (2 used)
6	S 5351 C	( - )	Flange, Bearing (4 used)
7	L 1910 C	( - )	Bearing, Ball (2 used) (Sub. J19731C)
8	8175 C	( - )	Spacer, Bearing (2 used)
9	(7H 785 R 12H 42 R)	( - )	Bolt, Mach., 1/2" x 1-3/4", with Hex. Nut (10 used) Washer, Lock, 1/2" (10 used)
10	8217 C	( - )	Sheave, Cob Stacker Drive (Flat Belt Driven Sheller)
11	8215 C	( - )	Sheave, Shuck Fan Drive
12	(C 8195 C 10985 C)	( - )	Sheave, Driven (PTO Drive) (540 rpm) Sheave, Driven (PTO Drive) (1000 rpm)
13	L 1911 C	( - )	Collar, Cylinder Shaft Bearing (2 used)
14	(2H 934 A 12H 39 C)	( - )	Bolt, Cge., 5/16" x 1/2", with Hex. Nut (6 used) Washer, Lock, 5/16" (6 used)
15	X 5658 C	( - )	Shuck Tooth, Long
16	(7H 1172 N 12H 42 R)	( - )	Bolt, Mach., 1/2" x 1", less Nut (2 to 4 used) Washer, Lock, 1/2" (2 to 4 used)
17	X 5657 C	( - )	Shuck Tooth, Short
18	11H 41 R	( - )	Pin, Cotter, 1/8" x 1" (2 used)
19	Y 1479 C	( - )	Pin, Locating, 3/8" x 2-5/8"
20	(7H 754 H 12H 42 R)	( - )	Bolt, Mach., 1/2" x 1-1/2", with Hex. Nut (21 used) Washer, Lock, 1/2" (21 used)
21	J 16985 C	( - )	Stave, Short
22	(7H 1441 C 12H 40 C)	( - )	Bolt, Mach., 3/8" x 1-3/4", with Hex. Nut (Special) (8 used) Washer, Lock, 3/8" (8 used)
23	J 16670 C	( - )	Band, Slitting (2 used)
24	X 5746 C	( - )	Clamp, Slitting Band (4 used)
25	J 19601 C	( - )	Band, Slitting (Two J16670C with Clamps and Bolts)
26	(J 7397 C 16805 C)	( - )	Collar, Half, Outer (Order J16805C) (2 used) Yoke, Outer, Cone Damper Control (Two 7397C with Bolts)
27	(9H 126 N 12H 40 C)	( - )	Bolt, Plow, No. 3 Hd., 3/8" x 7/8", with Hex. Nut (4 used) Washer, Lock, 3/8" (4 used)
28	(J 7396 C 16804 C)	( - )	Collar, Half, Inner (Order J16804C) (2 used) Yoke, Inner, Cone Damper Control (Two 7396C with Bolts)
29	(7H 1054 H 12H 42 R)	( - )	Bolt, Mach., 1/2" x 2-3/4", with Hex. Nut (2 used) Washer, Lock, 1/2" (2 used)
30	8173 C	( - )	Guard, Spring and Yoke (2 used)
31	(L 1031 C 2178 C)	( -1956 )	Spring, Cone Damper, 27-1/2 Coils, 5/8" O.D. x 8" Long (2 used) (Sub. Two L2178C) Spring, Cone Damper, 40 Coils, 19/32" O.D. x 8" Long (2 used)
32	(7H 345 H 12H 40 C)	( - )	Bolt, Mach., 3/8" x 1-1/4", with Hex. Nut (2 used) Washer, Lock, 3/8" (2 used)
33	(7H 806 N 12H 42 R)	( - )	Bolt, Mach., 1/2" x 2", with Hex. Nut (2 used) Washer, Lock, 1/2" (2 used)
34	8172 C	( - )	Damper, Cone (2 used)
35	(7H 396 H 12H 40 C)	( - )	Bolt, Mach., 3/8" x 2", with Hex. Nut (2 used) Washer, Lock, 3/8" (2 used)
36	8171 C	( - )	Beater, Shelling (2 used)
37	8218 C	( - )	Worm, Feed, Front
38	8219 C	( - )	Worm, Feed, Rear
39	J 16986 C	( - )	Stave, Long (2 used)
40	8197 C	( - )	Sprocket, Drive, Counter Shaft, 18-Tooth
41	J 19731 C	( - )	Bearing, with Collar and Wrench





**SHELLER, CORN, CYLINDER—No. 71**  
**1000 RPM POWER TAKE-OFF DRIVE**

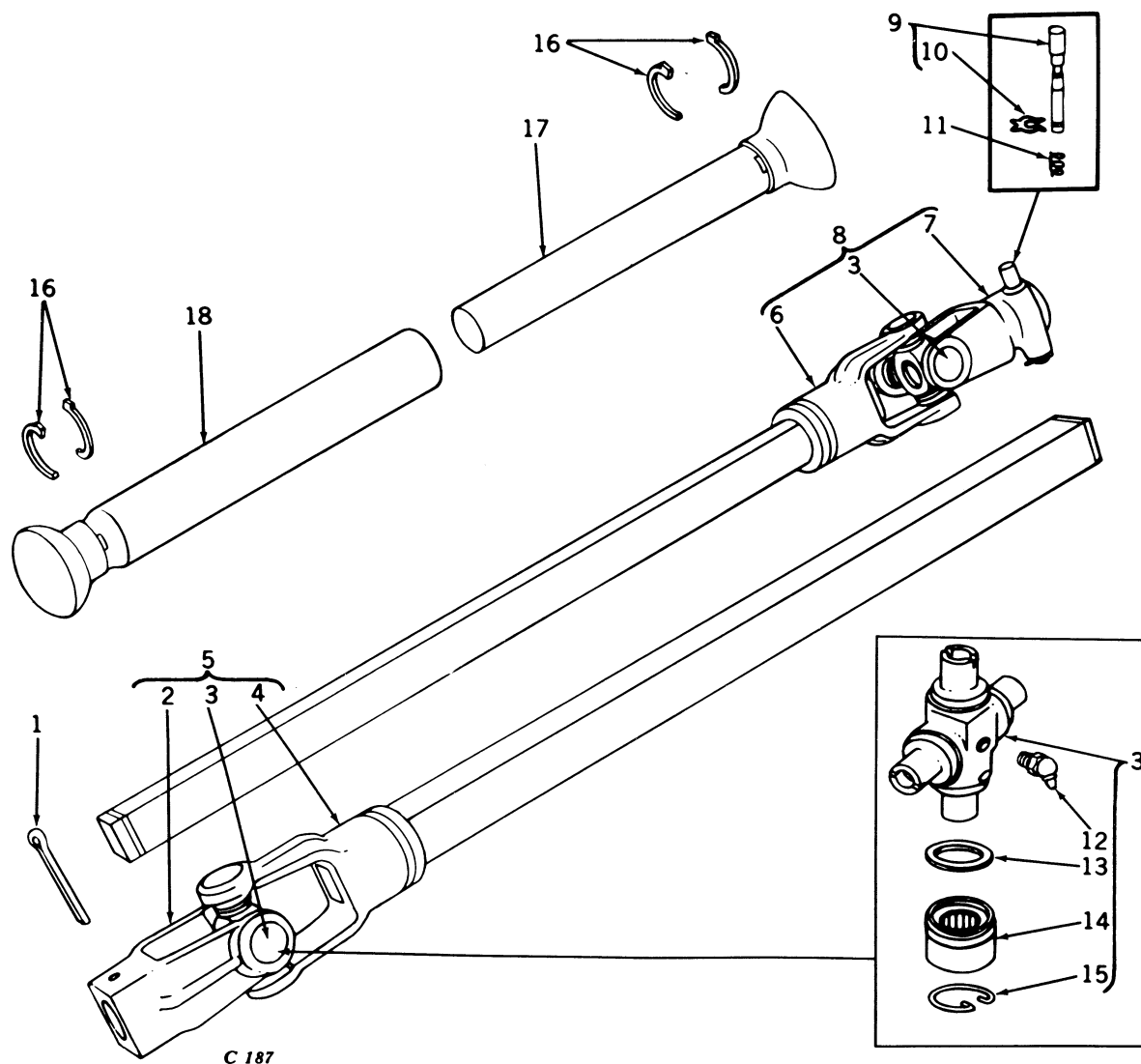


## SHELLER, CORN, CYLINDER—No. 71

## 1000 RPM POWER TAKE-OFF DRIVE—Continued

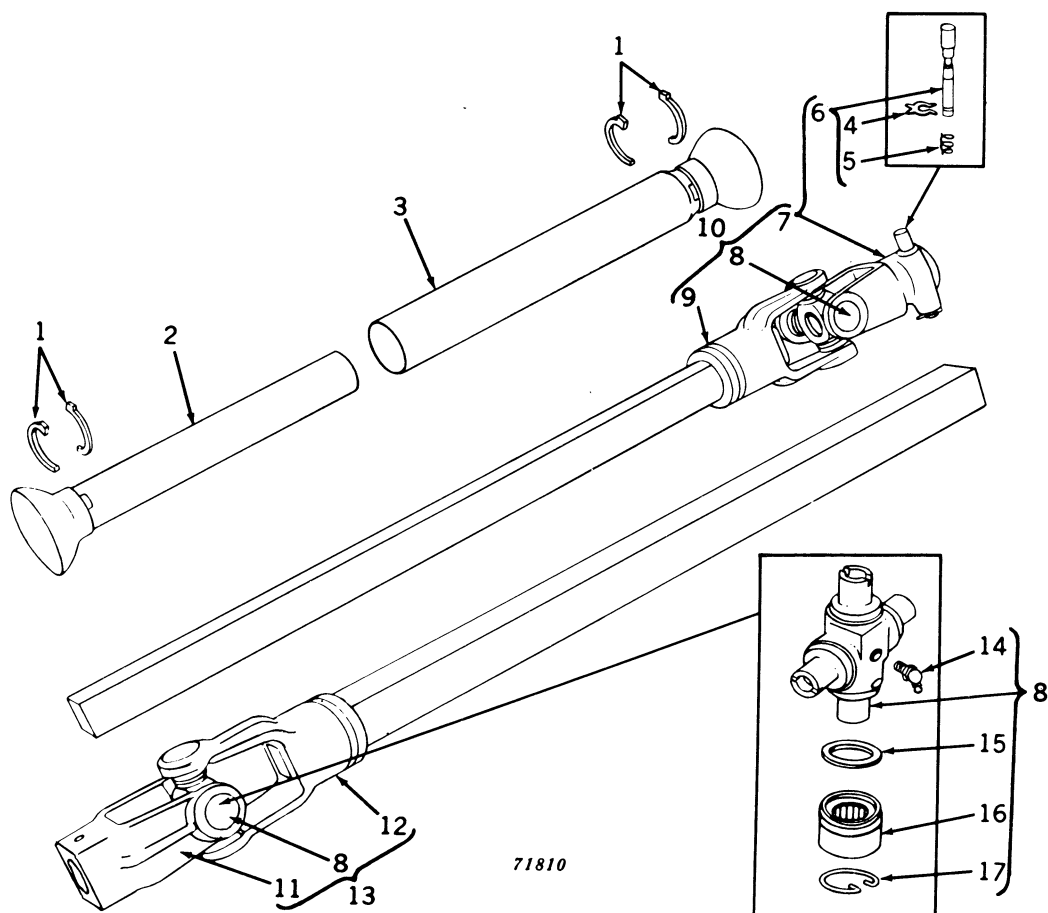
Key	Part No.	Year	Description
1	J 19556 C	( — )	Guard
2	X 8372 C	( — )	Bracket, Guard
3	22H 72 R	( — )	Screw, Set, Cup Point, 3/8" x 3/4"
4	C 10996 C	( — )	Sheave, Drive, PTO
5	C 10997 C	( — )	Belt, Drive, PTO (Poly-Vee)
6	L 1916 C	( — )	Ring, Retaining (2 used)
7	JD 8523 D	( — )	Bearing, Ball (2 used) (Sub. for L1913C)
8	X 6477 C	( — )	Key, Feather, 5/16" Sq. x 3-5/8"
9	X 7977 C	( — )	Shaft, PTO, 1-5/8" Dia. x 10-13/16"
10	X 4395 C	( — )	Key, Taper, 1/4" x 3/4"
11	8196 C	( — )	Housing, Bearing
12	X 7993 C	( — )	U-Bolt, PTO Drive Tightener
13	14H 478 R	( — )	Nut, Hex. Jam, 5/8" (2 used)
14	12H 44 T	( — )	Washer, Lock, 5/8" (2 used)
15	24H 742 T	( — )	Washer, Plain, 21/32" I.D. x 1-5/16" O.D. (2 used)
16	AC 10538 C	( — )	Sprocket, Double, 24-Tooth and 13-Tooth
17	C 10998 C	( — )	Seal, Oil (2 used)
18	JD 8829	( — )	Bearing (2 used)
19	JD 7759	( — )	Fitting, Grease, Straight, 1/8"
20	C 10993 C	( — )	Shaft, 1/4" x 1-1/2" x 12-3/8"
21	7H 324 H	( — )	Bolt, Mach., 3/8" x 1" (2 used)
	14H 255 R	( — )	Nut, Hex., 3/8" (2 used)
	12H 40 C	( — )	Washer, Lock, 3/8" (2 used)
22	C 10995 C	( — )	Bracket, Mounting
23		( — )	Chain, Drive, No. 50, 41 Links (Sub. Four AP6095H and One P20352H)
	AP 6095 H	( — )	Chain, Roller, No. 50, 10 Links
	P 20352 H	( — )	Link, Offset, RC-50
	P 21010 H	( — )	Lock, Spring, RC-50
	P 29361 H	( — )	Pin, Offset Link, RC-50
	11H 2 H	( — )	Pin, Cotter, RC-50
24	C 10994 C	( — )	Sprocket, Drive, Cob Stacker, 14-Tooth
25	2H 615 R	( — )	Bolt, Cge., 1/2" x 1-1/4", with Hex. Nut (4 used)
	12H 42 R	( — )	Washer, Lock, 1/2" (4 used)
26	X 7969 C	( — )	Clamp, Tightener, PTO Drive
27	7H 1186 N	( — )	Bolt, Mach., 1/2" x 4-3/4", with Hex. Nut (2 used)
	12H 42 R	( — )	Washer, Lock, 1/2" (2 used)
28	14H 259 R	( — )	Nut, Hex., 1/2" (2 used)
29	11H 147 C	( — )	Pin, Cotter, 5/16" x 3-1/4"
30	7H 159 H	( — )	Bolt, Mach., 5/16" x 3/4", with Hex. Nut (3 used)
	12H 39 C	( — )	Washer, Lock, 5/16" (3 used)

**SHELLER, CORN, CYLINDER—No. 71—TELESCOPING POWERSHAFT (BLOOD BROTHERS)**  
**—1000 RPM PTO DRIVE**  
**(Rectangular Shaft and Tube, with Grease Fitting)**



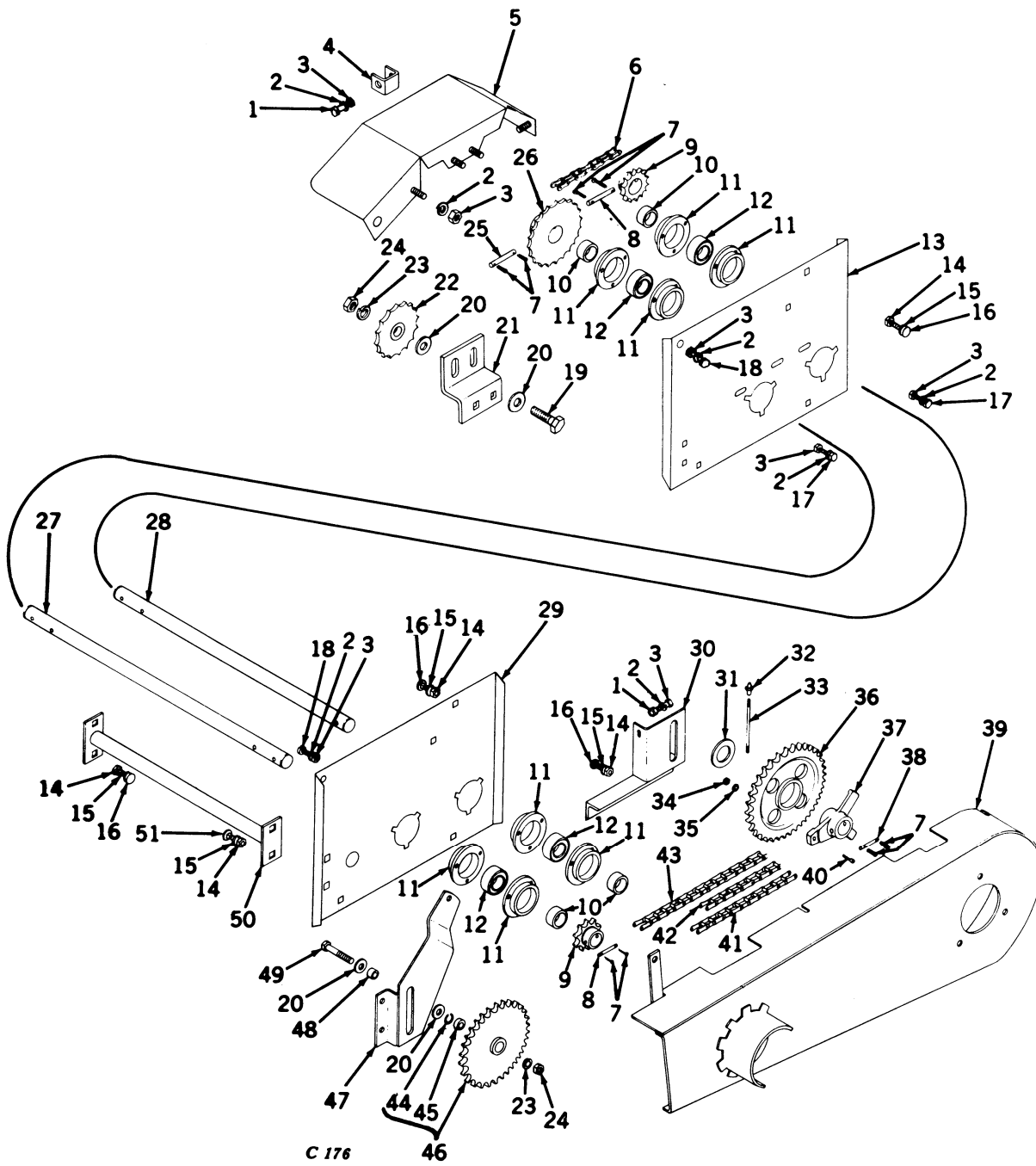
Key	Part No.	Year	Description
1	11H 147 C	( — )	Pin, Cotter, 5/16" x 3-1/4"
2	L 1927 C	( — )	Yoke, Universal Joint, with Keyway
3	AP 24580 H	( — )	Cross and Bearing, Assembly (2 used) (Sub. for L1929C)
4	AC 10530 C	( — )	Yoke, Universal Joint, with Rectangular Shaft
5	AC 10532 C	( — )	Shaft, Telescoping, with Universal Joint Assembly
6	AC 10531 C	( — )	Yoke and Tube, Assembly
7	AC 10529 C	( — )	Yoke, Universal Joint, 1-3/8", 21-Tooth Involute Spline (Sub. for L1928C)
8	AC 10533 C	( — )	Tube, Telescoping, with Universal Joint Assembly
9	AH 12250 H	( — )	Pin, Lock (With Washer) (Sub. for Z9590H)
10	Z 9785 H	( — )	Washer, Lock
11	H 22802 H	( — )	Spring, Compression
12	JD 7760	( — )	Fitting, Grease, 67-1/2°, 1/8" (2 used)
13	P 49553 H	( — )	Seal (8 used) (Sub. for L2015C)
14	AP 24579 H	( — )	Bearing, Assembly (8 used) (Sub. for L2016C)
15	P 49554 H	( — )	Ring, Snap (8 used) (Sub. for L2017C)
16	H 22039 H	( — )	Bearing, Half (4 used)
17	AC 10534 C	( — )	Housing, Bell, Inner (Used with AC10533C, Joint and Tube Assembly)
18	AC 10535 C	( — )	Housing, Bell, Outer (Used with AC10532C, Joint and Shaft Assembly)

**PORTABLE ELEVATOR—18-1/2-INCH—TELESCOPING POWERSHAFT WITH  
UNIVERSAL JOINT—1000 RPM PTO DRIVE**



Key	Part No.	Year	Description
1	Z 9912 H	( - )	Bearing, Half (4 used)
2	AC 10514 C	( - )	Housing, Bell, Inner (Used with AC10517C Joint and Tube Assembly)
3	AC 10515 C	( - )	Housing, Bell, Outer (Used with AC10516C Joint and Shaft Assembly)
4	Z 9785 H	( - )	Washer, Lock
5	H 22802 H	( - )	Spring, Compression
6	AH 12250 H	( - )	Pin, Lock
7	AC 10519 C	( - )	Yoke, Universal Joint, 1-3/8" Splined
8	AE 793 E	( - )	Cross and Bearing Assembly (2 used)
9	AC 10518 C	( - )	Yoke and Shaft Assembly
10	AC 10516 C	( - )	Shaft, Telescoping, with Universal Joint
11	C 10984 C	( - )	Yoke, Universal Joint, with Pin Hole
12	AC 10513 C	( - )	Yoke, Universal Joint, with Tube
13	AC 10517 C	( - )	Tube, Telescoping, with Universal Joint
14	JD 7760	( - )	Fitting, Grease, 1/8", 67-1/2° (2 used)
15	E 4297 E	( - )	Seal (8 used)
16	E 4296 E	( - )	Bearing, Assembly (8 used)
17	E 4298 E	( - )	Ring, Snap

PORTABLE ELEVATOR—18-1/2-INCH  
1000 RPM PTO DRIVE

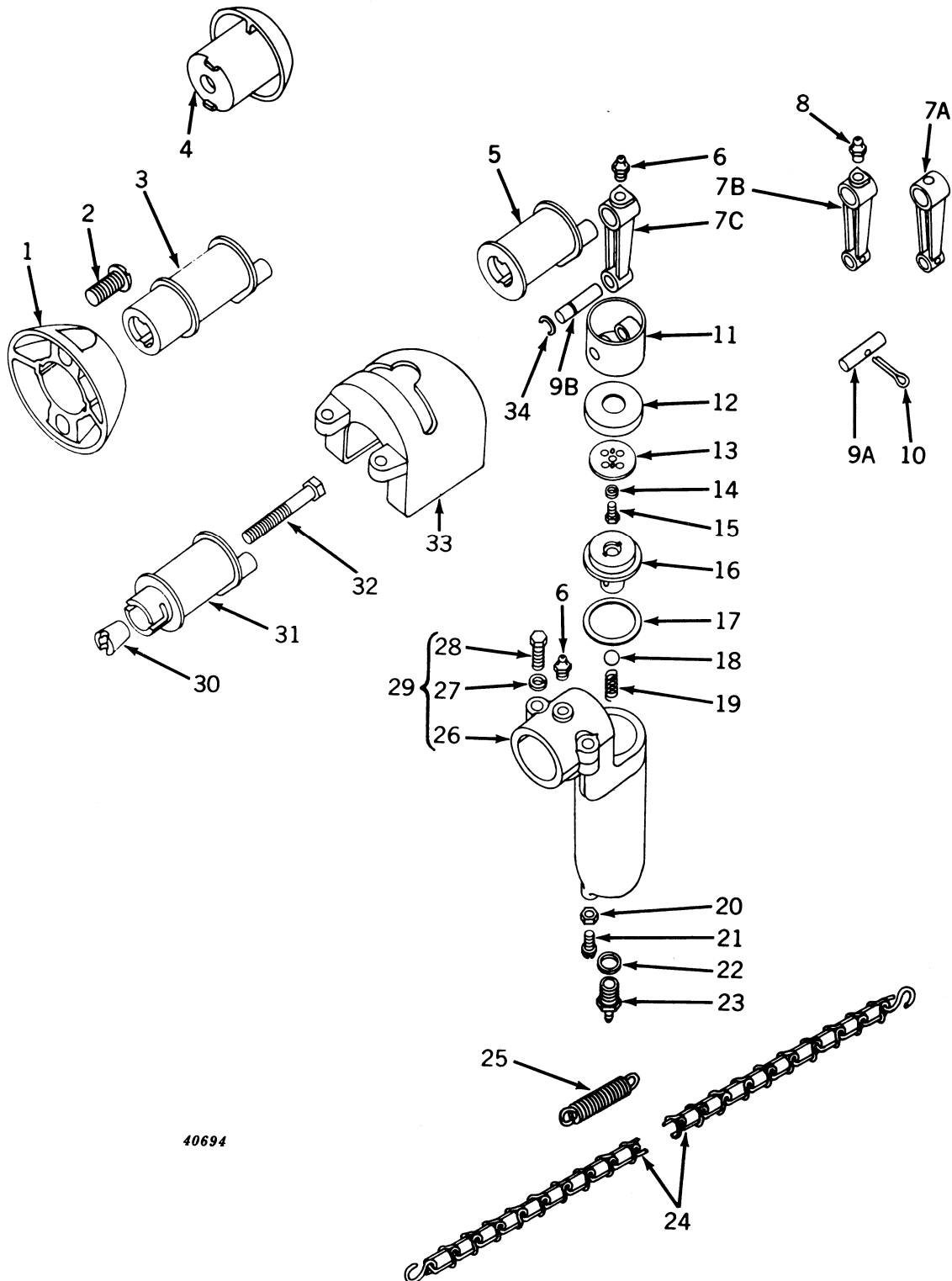


**PORTABLE ELEVATOR—18-1/2-INCH****1000 RPM PTO DRIVE—Continued**

Key	Part No.	Year	Description
1	7H 1144 N	( — )	Bolt, Mach., 5/16" x 5/8" (2 used)
2	12H 39 C	( — )	Washer, Lock, 5/16" (20 used)
3	14H 253 R	( — )	Nut, Hex., 5/16" (20 used)
4	C 11034 C	( — )	Bracket, Rear, PTO
5	AC 10562 C	( — )	Guard, R.H., PTO
6	.....	( — )	Chain, 38 Links, No. 50 Roller Chain (Sub. One AP6094H, One AP6095H, One P20350H, One P20351H, and One P20352H)
	AP 6094 H	( — )	Link, Roller, RC-50, 25 Links
	AP 6095 H	( — )	Link, Roller, RC-50, 10 Links
	P 20350 H	( — )	Link, Roller, RC-50
	P 20351 H	( — )	Link, Coupler, RC-50
	P 20352 H	( — )	Link, Offset, with Pin, RC-50
	P 21010 H	( — )	Spring Lock, Coupler Link
	P 29361 H	( — )	Pin, Offset Link
	11H 2 H	( — )	Pin, Cotter, Offset Link
7	11H 39 R	( — )	Cotter, Spring, 1/8" x 3/4" (10 used)
8	C 11024 C	( — )	Pin, Plain, 5/16" x 2-9/16" (2 used)
9	C 11022 C	( — )	Sprocket, 14-Tooth (2 used)
	C 11021 C	( — )	Sprocket, 10-Tooth (Sold Separately for Reduced Speed)
10	JD 8554	( — )	Collar, Bearing (4 used)
11	L 1921 C	( — )	Flange, Bearing (8 used)
12	JD 8555	( — )	Bearing, Ball (4 used)
13	C 11052 C	( — )	Plate, Mounting, Right
14	14H 255 R	( — )	Nut, Hex., 3/8" (16 used)
15	12H 40 C	( — )	Washer, Lock, 3/8" (16 used)
16	2H 290 B	( — )	Bolt, Cge., 3/8" x 3/4" (14 used)
17	2H 150 H	( — )	Bolt, Cge., 5/16" x 5/8" (12 used)
18	L 1997 C	( — )	Screw, Special Pan Head, 5/16" x 3/4" (2 used)
19	8H 956 H	( — )	Bolt, Mach., 5/8" x 2"
20	24H 624 A	( — )	Washer, Plain, 11/16" I.D. x 1-3/4" O.D. (4 used)
21	C 11033 C	( — )	Bracket, Idler, R.H.
22	L 2231 C	( — )	Sprocket, Idler, 17-Tooth, with Bearing
23	12H 44 T	( — )	Washer, Lock, 5/8" (2 used)
24	14H 263 A	( — )	Nut, Hex., 5/8" (2 used)
25	C 11023 C	( — )	Pin, Plain, 5/16" x 2-3/16" (2 used)
26	C 11020 C	( — )	Sprocket, 26-Tooth
27	C 11048 C	( — )	Jackshaft, Lower, 1" x 24-7/8"
28	C 11039 C	( — )	Jackshaft, Upper, 1" x 28-3/8"
29	C 11053 C	( — )	Plate, Mounting, Left
30	AC 10557 C	( — )	Bracket, Idler, Rear
31	24H 1125 C	( — )	Washer, Plain, 1-1/4" I.D. x 2-3/4" O.D.
32	JD 7794	( — )	Fitting, Grease, 1/8" Straight, with Female Thread
33	29H 33 C	( — )	Nipple, Pipe, 1/8" x 4-1/4", with Both Ends Threaded
34	14H 251 R	( — )	Nut, Hex., 1/4"
35	12H 38 C	( — )	Washer, Lock, 1/4"
36	C 11044 C	( — )	Sprocket, Bootshaft, 47-Tooth
	C 11046 C	( — )	Sprocket, Bootshaft, 39-Tooth (Sold Separately to Increase Speed)
37	C 11047 C	( — )	Hub, for Boot Sprocket
38	X 6546 C	( — )	Pin, Plain, 3/8" x 2-11/16"
39	AC 10561 C	( — )	Guard, L.H.
40	19H 32 T	( — )	Screw, Cap, Hex. Hd., 1/4" x 1-1/4"
41	.....	( — )	Chain, 25 Links, No. 50 Roller Chain (Sub. One AP6094H)
	AP 6094 H	( — )	Link, Roller, RC-50, 25 Links
42	.....	( — )	Chain, 17 Links, No. 50 Roller Chain (Sub. One AP6095H, Three P20350H, Three P20351H, and One P20352H)
	AP 6095 H	( — )	Link, Roller, RC-50, 10 Links
	P 20350 H	( — )	Link, Roller, RC-50
	P 20351 H	( — )	Link, Coupler, RC-50
	P 20352 H	( — )	Link, Offset, with Pin, RC-50
43	.....	( — )	Chain, 79 Links, No. 50 Roller Chain (Sub. One AP6093H, One AP6094H, Two P20350H, and Two P20351H)
	AP 6093 H	( — )	Link, Roller, RC-50, 50 Links
	AP 6094 H	( — )	Link, Roller, RC-50, 25 Links
	P 20350 H	( — )	Link, Roller, RC-50
	P 20351 H	( — )	Link, Coupler, RC-50
44	C 10584 C	( — )	Ring, Snap, 1-3/16" I.D. x 1-7/16" O.D. x 1/8"
45	JD 8570	( — )	Bearing
46	AC 10645 C	( — )	Sprocket, Idler, with Snap Ring and Bearing, 28-Tooth
47	AC 10556 C	( — )	Bracket, Idler, Front
48	C 11038 C	( — )	Spacer, Idler, 1/2" x 11/32"
49	8H 973 B	( — )	Bolt, Mach., 5/8" x 2-1/4"
50	AC 10555 C	( — )	Brace, Cross
51	2H 305 A	( — )	Bolt, Cge., 3/8" x 1" (2 used)



## PUMP—TIRE BODY—540 AND 1000 RPM PTO DRIVE



40694

## PUMP—TIRE BODY—540 AND 1000 RPM PTO DRIVE—Continued

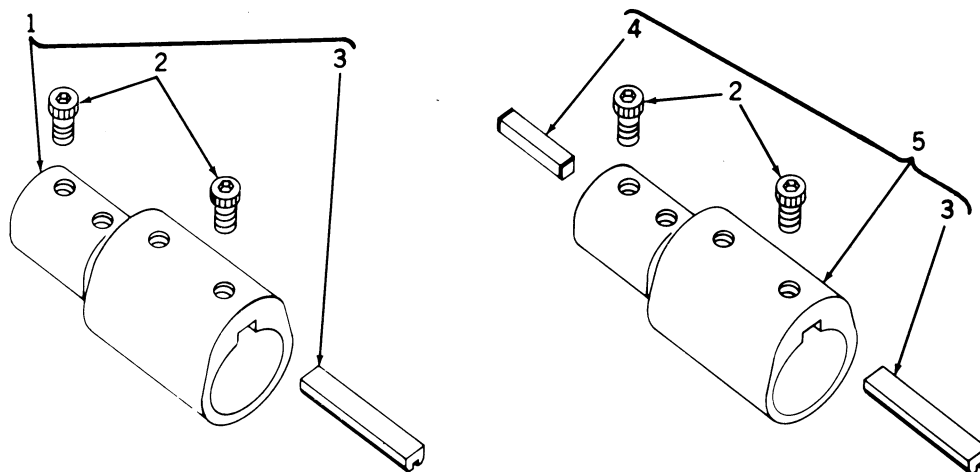
Key	Part No.	Year	Description
1	7057 C	( - )	Adapter, Flywheel (For John Deere Tractors "A"—To Serial No. 583,999, "B"—to Serial No. 200,999, "D," "G," and "H")
2	.....	( - )	Screw, Cap, Fillister Head, 5/8" x 1-1/2" (2 used)
3	7484 C	( - )	Crank, Flywheel Drive (Used with 7057C and 7058C) (For John Deere "A" Tractors up to Serial No. 583,999, John Deere "B" Tractors up to Serial No. 200,999, John Deere "D," "G," and "H" Tractors and Model "L" Pulley Drive)
4	7058 C	( - )	Adapter, Pulley Drive (For John Deere Model "L" Tractor)
5	7336 C	( - )	Crank, 1-3/8" Spline (Sub. for 6891C) (540 rpm)
	7337 C	( - )	Crank, 1-1/8" Spline (Sub. for 6892C) (540 rpm)
	7338 C	( - )	Crank, 1-3/4" Spline (Sub. for 6890C) (540 rpm)
	C 11102 C	( - )	Crank, 1-3/8" Spline (1000 rpm)
6	JD 7759	(1947-)	Fitting, Grease, Straight, 1/8" (2 used)
7A	6889 C	( -1943)	Rod, Connecting (With Oil Hole) (Sub. One 7792C, One Y1589C, One L1502C, and One JD7759)
7B	J 16649 C	(1944-1946)	Rod, Connecting (7335C with Drive Fitting) (Sub. One 7792C, One Y1589C, One L1502C, and One JD7759)
7C	7792 C	(1947-)	Rod, Connecting (Uses JD7759 Fitting)
8	JD 7765	(1944-1946)	Fitting, Grease, Drive, 3/16"
9A	Y 1342 C	( -1946)	Pin, Wrist (Sub. One Y1589C and One L1502C)
9B	Y 1589 C	(1947-)	Pin, Wrist (Uses Retaining Ring)
10	11H 43 R	( -1946)	Pin, Cotter, 1/8" x 1-1/4"
11	6887 C	( -1946)	Piston (Used with Y1342C) (Sub. One 7791C, One Y1589C, and One L1502C)
	7791 C	(1947-)	Piston (Used with L1502C)
12	L 1077 C	( - )	Leather, Cup
13	S 3799 C	( - )	Retainer, Cup
14	12H 38 C	( - )	Washer, Lock, 1/4"
15	7H 52 C	( - )	Bolt, Mach., 1/4" x 1/2", less Nut
16	6888 C	( - )	Head, Cylinder
17	L 1442 C	( - )	Gasket, 1-7/8" x 2-7/32" x .030"
18	1713 SC	( - )	Ball, Steel, 1/2"
19	L 1078 C	( - )	Spring, Ball Check, 3/8" O.D. x 1-1/8" Long, 8-1/2 Coils
20	14H 253 R	( - )	Nut, Hex., 5/16"
21	21H 1039 C	( - )	Screw, Mach., Truss Head, 5/16" x 7/8", less Nut
22	L 1529 C	( - )	Gasket, Hose Connection
23	Y 1343 C	( -1938)	Connection, Spring Seat and Hose (For 1/4" Hose)
	Y 1455 C	(1939-)	Connection, Spring Seat and Hose (For 3/16" Hose) (Sub. for Y1355C)
24	L 1083 C	( - )	Chain, 5-1/2-Ft. of No. 2 Lock Weave with "S" Hooks
25	L 1024 C	( - )	Spring, Tension, 9/16" I.D. x 3-7/8" Long, 30-1/2 Coils
26	6886 C	( - )	Body, Pump (Sub. J15365C or J15799C)
27	12H 40 C	( - )	Washer, Lock, 3/8" (2 used)
28	19H 221 R	( - )	Screw, Cap, Hex. Hd., 3/8" x 1-1/4" (For J15365C) (2 used)
	19H 239 T	( - )	Screw, Cap, Hex. Hd., 3/8" x 1-3/4" (For J15799C) (2 used)
29	J 15365 C	( - )	Body, Pump (6886C with 3/8" x 1-1/4" Cap Screws for PTO Drive)
	J 15799 C	( - )	Body, Pump (6886C with 3/8" x 1-3/4" Cap Screws for Flywheel Drive)
30	Y 1590 C	( - )	Nut, Expansion (Used with 7793C)
31	7793 C	( - )	Crank, Flywheel Drive (Used with Y1590C) (For John Deere "A" Serial No. 584,000 and Up, John Deere "B" Serial No. 201,000 and Up, and Models "50," "60," and "70" Tractors)
32	7H 906 N	( - )	Bolt, Mach., 1/2" x 3-1/2", less Nut
33	7794 C	( - )	Guard, Flywheel Drive (Used with 7058C, 7484C, and 7793C) (Sub. for 7059C)
34	L 1502 C	(1947-)	Ring, Retaining





## MEMORANDA



ADAPTERS, PTO, SPRAYER AND PRE-EMERGENCE PUMPS  
1000 RPM OR 540 RPM

B 154

Key	Part No.	Year	Description
1	AB 11563 B	( - )	Adapter, PTO, Complete (Used on Pre-Emergence Attachment for 484, 494, 684, 694 Planters, Universal Pre-Emergence Kit for Planters, 10, 20, and 30 Sprayers) (Sub. for B10953B or B12353B)
2	22H 742 B	( - )	Screw, Set, Socket Head, 5/16" x 7/16" (4 used)
3	B 12354 B	( - )	Key, PTO Adapter
4	B 11628 B	( - )	Key, Pump Shaft
5	AB 11562 B	( - )	Adapter, PTO, Complete (Used on 10, 20, and 30 Sprayers) (Sub. for B12352B)