





JOHN DEERE
Parts Catalog

**MODEL B AND MODEL BR - BO TRACTORS
(NOT STYLED)**


PC676




Model "B"
Serial No. B1000-B59999




Model "BN," "BNH"
Serial No. B1000-B59999



Model "BW," "BWH"
Serial No. B1000-B59999



Model "BR"
Serial No. 325000-



Model "BO"
Serial No. 325000-

NOTE

This catalog contains lists of parts for Models "B," "BN," "BNH," "BW," and "BWH" Tractors (Not Styled) with Serial Numbers B1000-B59999; and for Models "BR"—"BO" Tractors (Not Styled) with Serial Numbers 325000 and up. Similar lists of parts for Models "B," "BN," "BNH," "BW," and "BWH" Tractors (Styled) with Serial Numbers B1000-B59999, are given in Parts Catalog No. PC-330.

INDEX

SUBJECT	Page	SUBJECT	Page
Air Cleaner	20	Lamps, Front and Rear	50
Brakes, Differential	28	Lubricating System and Oil Pump	5
Brakes, Rear Wheel	29	Lugs	45
Brakes, Service	28	Magneto, Spark Plugs and Cables	15
Breather, Crankcase	22	Magneto Parts	13-14-16
Cam Follower	8	Manifold	8
Camshaft	8	Muffler and Exhaust Pipe	11
Carburetor	17	Numerical Index	63
Case, Main	4	Oil Filter and Pressure Gauge	7
Clutch Fork Bearing and Pulley Brake	10	Oil Pipes and Fittings	5
Clutch	9	Oil Pressure Regulating Valve	7
Connecting Rods	6	Overdrive Gear and Shaft and First Reduction Gear	23
Controls	11	Pedestal	35
Cooling System	18	Pistons	6
Countershaft	24	Piston, Connecting Rods and Crankshaft Groups	6
Crankshaft	6	Platform	32
Crankshaft with Bearing Group	6	Power Lift, Basic	56
Cylinder Block	6	Power Lift Valve Housing (PLB100-29999)	54
Cylinder Block and Crankshaft Group	6	Power Lift Valve Housing (PLB30000-)	55
Cylinder Head, Manifold and Valves	8	Powershaft	30
Demountable Rims	43	Pulley	9
Differential	25	Radiator Guard and Curtain	19
Drawbar	31	Radiator Shutter	19
Engine	6	Rear Wheel Hubs and Clamps	43
Engine Replacement Assemblies	3	Rear Wheels, Cast	42
Extension Rims	46	Rear Wheels, Miscellaneous Parts	45
Fan	12	Rear Wheels, Pressed Steel	42
Fenders	34	Rear Wheels, Spoke Type Rubber Tire	44
Final Drive	26	Rear Wheels, Steel	44
Front Axle	38	Road Bands	46
Front End Support	4	Seat	31
Front Wheels	40	Sliding Gear Shaft	23
Fuel System	20	Starting and Lighting	48
Gear Assemblies, High Speed	25	Starting Motor	52
Gear Assemblies, Slow Speed	24	Steering Parts	36
Gear, Countershaft Idler	23	Tappets	8
Gears, Overdrive and First Reduction	23	Tool Box and Tools	47
Gearshift	22	Transmission Case	4
Gearshift Overdrive	23	Valves	8
Generator	50	Ventilator, Crankcase	22
Governor	11	Wheel Scrapers	47
Guide Bands	41		
Hood	21		

ENGINE REPLACEMENT ASSEMBLIES

Crankshaft with Bearing Group

Description

This group is made up of three assemblies—(1) of crankshaft with gear, (2) of main bearings, connecting rods and shims, (3) of gaskets.

Crankshaft with Bearing Group.....	B	BR-BO
Order: 1—AB246R Crankshaft.....	B1000—(—)	
1—AB2521R Main Bearings, Connecting Rods and Shims.....		
1—AB3878R Gasket Set*		
Crankshaft with Bearing Group.....	(-328999)
Order: 1—AB592R Crankshaft.....		
1—AB2521R Main Bearings, Connecting Rods and Shims.....		
1—AB3878R Gasket Set*		
Crankshaft with Bearing Group.....		(329000-333124)
Order: 1—AB1561R Crankshaft.....		
1—AB2521R Main Bearings, Connecting Rods and Shims.....		
1—AB3879R Gasket Set*		
Crankshaft with Bearing Group.....		(333125-)
Order: 1—AB1561R Crankshaft.....		
1—AB3143R Main Bearings, Connecting Rods and Shims.....		
1—AB3879R Gasket Set*		

Cylinder Block, Pistons, Rings, and Gasket Group

This group is made up of three assemblies—(1) of cylinder block, (2) of pistons with rings and pins, (3) of gaskets.

Cylinder Block, Pistons, Rings, and Gasket Group.....	B1000—(—)	(-328999)
Order: 1—AB476R Cylinder Block.....		
1—AB3913R Pistons with Rings and Pins (Sub. for AB3336R).....		
1—AB3874R Gasket Set*		
Cylinder Block, Pistons, Rings, and Gasket Group.....		(329000-)
Order: 1—AB1450R Cylinder Block.....		
1—AB3915R Pistons with Rings and Pins (Sub. for AB3337R).....		
1—AB3875R Gasket Set*		

Combination Cylinder Block and Crankshaft Group

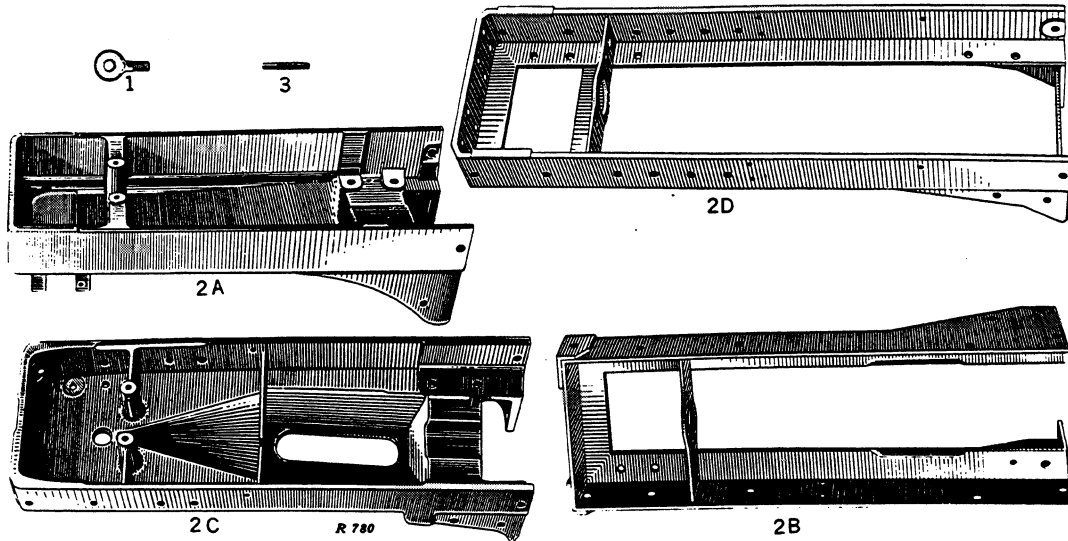
This group is made up of six assemblies (or two groups)—Crankshaft with bearings and cylinder block with pistons, rings, gaskets, etc., (1) crankshaft, (2) main bearings, connecting rods and shims, (3) cylinder block, (4) pistons with rings and pins, (5 and 6) gaskets.

Cylinder Block and Crankshaft Group.....	B1000—(—)	
Order: 1—AB476R Cylinder Block.....		
1—AB3913R Pistons with Rings and Pins (Sub. for AB3336R).....		
1—AB246R Crankshaft.....		
1—AB2521R Main Bearings, Connecting Rods and Shims.....		
1—AB3874R Gasket Set*		
1—AB3878R Gasket Set*		
Cylinder Block and Crankshaft Group.....	(-328999)
Order: 1—AB476R Cylinder Block.....		
1—AB3913R Pistons with Rings and Pins (Sub. for AB3336R).....		
1—AB592R Crankshaft.....		
1—AB2521R Main Bearings, Connecting Rods and Shims.....		
1—AB3874R Gasket Set*		
1—AB3878R Gasket Set*		
Cylinder Block and Crankshaft Group.....		(329000-333124)
Order: 1—AB1450R Cylinder Block.....		
1—AB3915R Pistons with Rings and Pins (Sub. for AB3337R).....		
1—AB1561R Crankshaft.....		
1—AB2521R Main Bearings, Connecting Rods and Shims.....		
1—AB3875R Gasket Set*		
1—AB3879R Gasket Set*		
Cylinder Block and Crankshaft Group.....		(333125-)
Order: 1—AB1450R Cylinder Block.....		
1—AB3915R Pistons with Rings and Pins (Sub. for AB3337R).....		
1—AB1561R Crankshaft.....		
1—AB3143R Main Bearings, Connecting Rods and Shims.....		
1—AB3875R Gasket Set*		
1—AB3879R Gasket Set*		

*See pages 58-60 for illustrations and contents of gasket sets.

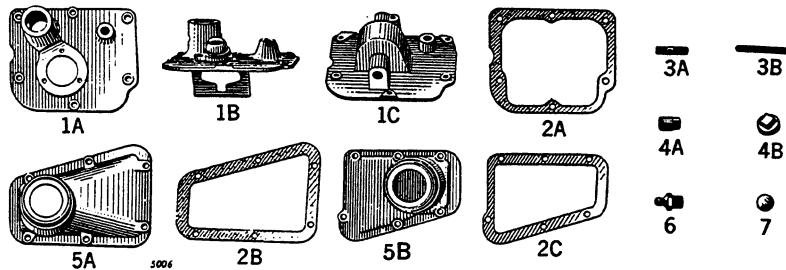
TRACTORS—MODELS "B" AND "BR"—"BO" (NOT STYLED)

FRONT END SUPPORT



Key	Part No.	B	BR-BO	Description
1	A 1297 R	326225-	Eyebolt, Front End Support
2A	B 813 R	325000-	Support, Front End
2B	AB 244 R	B1000-3042	Support, Front End (B only)
2C	AB 437 R	B3043-42199	Support, B610R, Front End, with Studs
2D	AB 1163 R	B42200-59999	Support, Front End
3	B 565 R	B3043-59999	Stud, Pedestal to Front End, 5/8" x 4-1/4" (4 used)
	K 2198 R	B3043-59999	Stud, Pedestal to Front End, 5/8" x 5-7/8" (4 used)

TRANSMISSION CASE



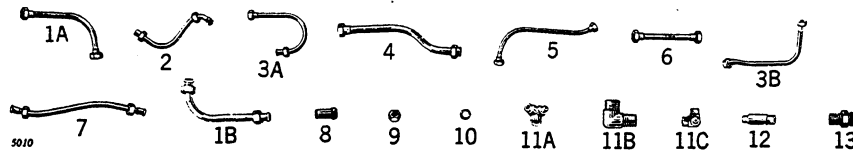
Key	Part No.	B	BR-BO	Description
1A	B 381 R	B1000-10526	Cover, Transmission
1B	(AB 520 R	B10527-()	Cover, B603R, Transmission Case, with Gearshift Interlock
	(AB 1424 R	B54634-()	Cover, B1270R, Transmission Case, with Gearshift Interlock (Parts for Slow Speed Gear Assemblies)
1C	(AB 614 R	325000-	Cover, B707R, Transmission Case, with Gearshift Interlock
	(AB 1419 R	328629-	Cover, B1267R, Transmission Case, with Gearshift Interlock (Parts for Slow Speed Gear Assemblies)
2A	B 393 R	B1000-()	325000-	Gasket, Transmission Case Cover
2B	B 53 R	B1000-10168	Gasket, Crankcase Cover
2C	B 701 R	B10169-()	325000-	Gasket, Crankcase Cover
3A	K 3083 R	B1000-()	Stud, First Reduction Gear Cover to Case, 7/16" x 1-7/8"
3B	B 359 R	325000-	Stud, First Reduction Gear Cover to Case 7/16" x 4-3/4" (2 used)
4A	(15H 237 R	B1000-()	325000-	Plug, Pipe, in Powershaft Shifter Hole
	(15H 239 R	322064-	Plug, Pipe, Transmission Oil Filler
	(15H 238 R	B1000-()	325000-	Plug, Pipe, Transmission Case Drain
	(15H 238 R	B1000-()	325000-	Plug, Pipe, Crankcase Drain
	(15H 255 R	329330-	Plug, Pipe, in Transmission and Crankcase, R.H. Side
	(15H 253 R	325000-	Plug, Pipe, in Transmission Case, Over Brake Openings
4B	(15H 240 R	B1000-()	325000-330263	Plug, Pipe, Transmission Oil Filler
5A	B 52 R	B1000-10168	Cover, Crankcase
5B	B 700 R	B10169-()	325000-	Cover, Crankcase
6	JD 7759	325000-	Fitting, Grease, No. 1610, Steering Shaft, Lower Bushing
7	30H 13 R	325000-	Plug, Welch, in Transmission Case Cover

(Parts listed below are not illustrated.)

AB 1155 R	B10169-59999	Case, B360R, Transmission Main (Note: On Parts for Serial Nos. B1000-10168 Furnish AB1155R Plus AB1156R, R.H. Main Bearing and Cap Screws)
AB 1157 R	325000-328999	Case, B753R, Transmission, Main
AB 1590 R	329000-	Case, B1360R, Transmission, Main



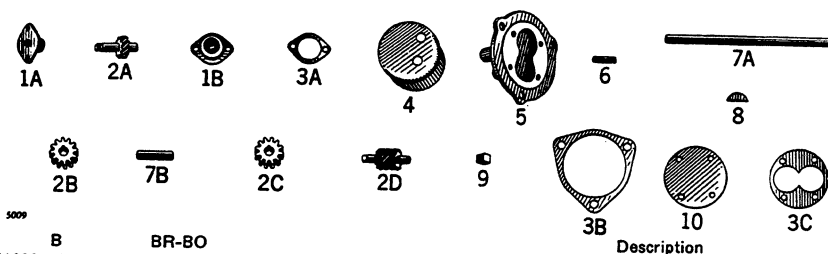
OIL PIPES AND FITTINGS



Key	Part No.	B	BR-BO	Description
1A	AB 286 R	B1000-59999	325000-328999	Pipe, Oil, Pump Discharge
1B	(AB 3325 R	334237-		Pipe, Oil, Pump Discharge
	(AB 3335 R	329000-334236		Pipe, Oil, Pump Discharge (Sub. for AB1494R)
2	AB 288 R	B1000-()	325000-	Pipe, Oil, L.H. Main Bearing
3A	AB 287 R	B1000-10168		Pipe, Oil, R.H. Main Bearing
3B	AB 515 R	B10469-()	325000-	Pipe, Oil, R.H. Main Bearing
4	AB 291 R	B1000-40781	325000-327459	Pipe, Oil, Indicator Gauge
5	AB 290 R	B1000-()	325000-	Pipe, Oil, Camshaft Bearing
6	AB 289 R	B1000-()	325000-	Pipe, Oil, to Indicator and Camshaft Bearings
7	AB 2705 R	B40782-()	327460-	Pipe, Oil, Governor
8	E 2150 R	B1000-()	325000-	Gland, Solder Bushing, 5/16", Main Bearing Oil Pipes*
	D 1935 R	B40782-()	327460-	Gland, Solder Bushing, on Governor Oil Pipe*
	E 2158 R	B1000-()	325000-	Gland, Solder Bushing, 1/4" Camshaft Bearing Oil Pipe*
	B 259 R	B1000-40781	325000-327459	Gland, Solder Bushing, on Indicator Oil Pipe*
	B 259 R	B1000-()	325000-	Gland, Solder Bushing, Oil Pump Discharge Pipe*
	B 259 R	B1000-()	325000-	Gland, Solder Bushing, Oil Indicator and Camshaft Bearing Oil Pipe*
9	A 2069 R	B1000-()	325000-	Nut, Solder Bushing, R.H. and L.H. Main Bearing Oil Pipe*
	A 2069 R	B1000-()	325000-	Nut, Solder Bushing, R.H. and L.H. Main Bearing Oil Pipe to Oil Filter Head*
	A 2875 R	B1000-()	325000-	Nut, Solder Bushing, 1/4" Camshaft Bearing Oil Pipe*
	A 2877 R	B40782-()	327460-	Nut, Solder Bushing, on Governor Oil Pipe*
	A 2880 R	B1000-()	325000-	Nut, Solder Bushing, Indicator and Camshaft Bearing Oil Pipe*
	A 2880 R	B1000-()	325000-	Nut, Solder Bushing, Oil Pump Discharge Pipe*
	A 2880 R	B1000-40781	325000-327459	Nut, Solder Bushing, On Indicator Oil Pipe*
10	D 2438 R	334237-		Nut, Packing, Oil Pump Discharge
	F 3384 R	334237-		Packing, Oil Pump Discharge Pipe (3 used) (Sub. for D2439R)
11A	B 1097 R	B40782-()	327460-	Elbow, Side Outlet, on Governor and Camshaft Oil Pipe
11B	D 417 R	B1000-10168		Elbow, R.H. Main Bearing Oil Pipe to Case
11C	B 264 R	B1000-40781	325000-327459	Elbow, Side Outlet, Oil Indicator and Camshaft Oil Pipe
12	B 1095 R	B40782-()	327460-	Bushing, Governor Oil Pipe
13	B 462 R	B1000-()	325000-	Body, Solder Bushing, Indicator Oil Pipe to Governor Case
	B 462 R	B40782-()	327460-	Body, Solder Bushing, Governor and Camshaft to Filter Head
	A 258 R	B1000-()		Body, Solder Bushing, Governor Case to Oil Pressure Gauge Oil Pipe (Sub. for D392R)
	A 258 R	B1000-()		Body, Solder Bushing, R.H. and L.H. Main Bearing Oil Pipes to Filter Head (Sub. for D392R)
	A 258 R	B1000-()		Body, Solder Bushing, L.H. Main Bearing Oil Pipe to Main Bearing (Sub. for D392R)
	A 258 R	B10169-()		Body, Solder Bushing, R.H. Main Bearing Oil Pipe to R.H. Main Bearing Housing (Sub. for D392R)
	D 2440 R	B1000-()	325000-	Body, Solder Bushing, Oil Pump Discharge Pipe to Filter Head
	D 2440 R	B1000-40781	325000-327459	Body, Solder Bushing, Oil Indicator and Camshaft Oil Pipe to Filter Head
	E 1994 R	B1000-()	325000-	Body, Solder Bushing, Camshaft Oil Pipe

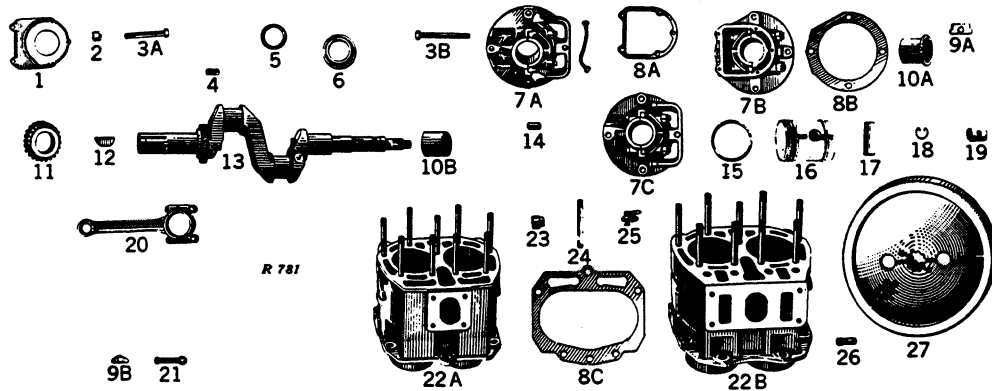
*Used only on Copper Pipes

LUBRICATING SYSTEM AND OIL PUMP



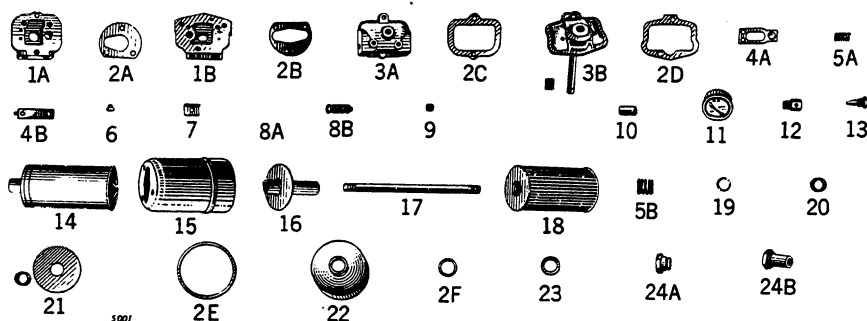
Key	Part No.	B	BR-BO	Description
1A	B 253 R	B1000-40781	325000-327459	Bearing, Oil Pump Drive Gear
1B	A 1597 R	B40782-()	327460-	Bearing, Oil Pump Drive Gear
2A	B 252 R	B1000-40781	325000-327459	Gear, Oil Pump Drive, Top (Sub. for AB4169R)
2B	AB 4168 R	B1000-()	325000-	Gear, Oil Pump Drive, Bottom (Sub. for B243R)
2C	AB 4168 R	B1000-()	325000-	Gear, Oil Pump Idler (Sub. for B245R)
2D	AA 5479 R	B40782-()	327460-	Gear, Oil Pump Drive (Sub. for AA3427R)
3A	A 1598 R	B40782-()	327460-	Gasket, Oil Pump Drive Gear
3B	B 251 R	B1000-()	325000-	Gasket, Oil Pump Body to Case
3C	B 246 R	B1000-()	325000-	Gasket, Oil Pump Cover
4	AB 284 R	B1000-()	325000-	Strainer, Complete, Oil Pump
5	B 241 R	B1000-()	325000-	Body, Oil Pump (Sub. for AB4218R)
6	B 1353 R	329000-		Stud, Oil Pump Body to Case, 1/2" x 1-3/4" (3 used)
7A	B 242 R	B1000-40781	325000-327459	Shaft, Oil Pump Drive, 5/8" x 13-1/2"
	B 1104 R	B40782-59999	327460-328999	Shaft, Oil Pump Drive, 5/8" x 13"
	B 1746 R	329000-		Shaft, Oil Pump Drive, 5/8" x 12-3/8"
7B	B 244 R	B1000-()	325000-	Shaft, Oil Pump Idler Gear
8	26H 10 R	B1000-()	325000-	Key, Oil Pump Drive Shaft
9	B 250 R	B1000-()	325000-	Coupling, Oil Pump Drive Shaft
10	B 247 R	B1000-()	325000-	Cover, Oil Pump

ENGINE



Key	Part No.	B	BR-BO	Description
1	B 131 R	B1000—	325000—	Cover, L.H. Main Bearing
2	B 119 R	B1000—	325000—	Nut, Main Bearing Bolt
3A	B 126 R	B1000—	325000—	Bolt, L.H. Main Bearing
3B	B 118 R	B1000—	325000—	Bolt, R.H. Main Bearing
4	D 1080 R	B1000—	325000—	Screw, Flywheel Locating
5	B 130 R	B1000—	325000—	Washer, Cork, Flywheel Spacer
6	AB 4463 R	B1000—	325000—	Spacer, Flywheel, with B130R Cork Washer (Sub. for AB251R and AB4109R)
7A	AB 511 R	B1000—10168	325000—	Housing, B597R, Main Bearing, with Cap, R.H., and Oil Line Assembly
7B	AB 3126 R	B1000—	325000—	Housing, B124R or B2031R, Main Bearing, with Cap, L.H. (Sub. for AB250R)
7C	AB 3125 R	B10169—	325000—	Housing, B597R or B2029R, Main Bearing, with Cap, R.H. (Sub. for AB514R)
8A	B 132 R	B1000—	325000—	Gasket, L.H. Main Bearing Cover
8B	B 3026 R	B1000—	325000—	Gasket, L.H. Main Bearing Housing (Sub. for B128R)
8C	B 1332 R	B1000—	329000—	Gasket, Cylinder to Case
9A	B 356 R	B1000—59999	325000—328999	Gasket, Cylinder to Case
9B	B 120 R	B1000—	325000—	Shim, Main Bearing, Laminated
9B	B 7 R	B1000—	325000—	Shim, Connecting Rod, Laminated
10A	AB 320 R	B1000—	325000—333124	Bearing, L.H. Main (2 Halves, Bronze Backed)
10A	AB 4273 R	B1000—	333125—	Bearing, L.H. Main (2 Halves, Steel Backed) (Also Parts on B1000— and 325000—333124 Equipped with AB3126R Housing Identified by the Casting No. B2031R) (Sub. for AB3128R)
10B	AB 319 R	B1000—	325000—333124	Bearing, R.H. Main (2 Halves, Bronze Backed)
10B	AB 4272 R	B1000—	333125—	Bearing, R.H. Main (2 Halves, Steel Backed) (Also Parts on B1000— and 325000—333124 Equipped with AB3125R Housing Identified by the Casting No. B2029R) (Sub. for AB3127R)
11	B 115 R	B1000—	325000—	Gear, Crankshaft (Sub. for AB4117R)
12	26H 17 R	B1000—	325000—	Key in Crankshaft Gear
13	AB 246 R	B1000—59999	325000—	Crankshaft, B114R, with Gear (See Page 3 for Special Replacement Assemblies)
13	AB 582 R	B1000—59999	325000—328999	Crankshaft, B767R, with Gear (See Page 3 for Special Replacement Assemblies)
13	AB 1561 R	B1000—59999	329000—	Crankshaft, B1340R, with Gear (See Page 3 for Special Replacement Assemblies)
14	B 122 R	B1000—	325000—	Pin, Dowel, R.H. Main Bearing
15	AB 1055 R	B1000—59999	325000—328999	Ring, Piston, 4-1/4", .030" Oversize (Set of 8) (No Longer Furnished)
15	AB 4750 R	B1000—59999	325000—328999	Ring, Piston, Oil Control (2 Rings) (Sub. for AB1282R)
15	AB 4751 R	B1000—59999	325000—328999	Ring, Piston, Oil Control, .045" Oversize (2 Rings) (Sub. for AB1464R)
15	AB 4752 R	B1000—59999	329000—	Ring, Piston, Oil Control (2 Rings) (For Use in Used Cylinders Only) (Sub. for AB1465R)
15	AB 4753 R	B1000—59999	329000—	Ring, Piston, Oil Control, .045" Oversize (2 Rings) (For Use in Used Cylinders Only) (Sub. for AB1466R)
15	AB 2522 R	B1000—59999	325000—328999	Ring, Piston, 4-1/4" Standard (Set of 6 Compression and 2 Oil Control) (For Use in Used Cylinders Only)
15	AB 2523 R	B1000—59999	325000—328999	Ring, Piston, 4-1/4", .045" Oversize (Set of 6 Compression and 2 Oil Control) (For Use in Used Cylinders Only)
15	AB 3725 R	B1000—59999	329000—	Ring, Piston, 4-1/2" Standard (Set of 6 Compression and 2 Oil Control) (For Use in Used Cylinders Only) (Sub. for AB3087R)
15	AB 3727 R	B1000—59999	329000—	Ring, Piston, 4-1/2", .045" Oversize (Set of 6 Compression and 2 Oil Control) (For Use in Used Cylinders Only) (Sub. for AB3088R)
16	AB 3914 R	B1000—59999	325000—328999	Piston, 2-B1154R, .045" Oversize, with Rings, Gaskets, etc. (Sub. for AB3279R)
16	AB 3916 R	B1000—59999	329000—	Piston, 2-B1349R, .045" Oversize, with Rings, Gaskets, etc. (Sub. for AB3280R)
16	AB 3913 R	B1000—59999	325000—328999	Piston, 2-B1R, with Rings, Pins, Gaskets, etc. (Sub. for AB3336R)
16	AB 3915 R	B1000—59999	329000—	Piston, 2-B1308R, with Rings, Pins, Gaskets, etc. (Sub. for AB3337R)
17	B 2 R	B1000—59999	325000—328999	Pin, Piston (2 used) (Sub. for AB1285R)
17	B 917 R	B1000—59999	325000—328999	Pin, Piston, .005" Oversize (Marked with Red) (2 used) (Sub. for AB1286R)
17	B 1312 R	B1000—59999	329000—	Pin, Piston (2 used) (Sub. for AB1479R)
17	B 1354 R	B1000—59999	329000—	Pin, Piston, .005" Oversize (Marked with Red) (2 used) (Sub. for AB1480R)
17	B 2234 R	B1000—59999	325000—328999	Pin, Piston, .003" Oversize (Marked with Yellow) (2 used) (Sub. for AB3747R)
17	B 2235 R	B1000—59999	329000—	Pin, Piston, .003" Oversize (Marked with Yellow) (2 used) (Sub. for AB3748R)
18	B 3 R	B1000—	325000—	Snap Ring, Piston Pin (4 used)
19	B 413 R	B1000—	325000—	Bushing, Piston Pin (2 used) (Sub. for AB1299R)
20	AB 355 R	B1000—	325000—	Rod, Connecting, B5R, Complete (Exchange Credit Allowable)
21	AB 356 R	B1000—	325000—	Bolt, Connecting Rod, with Nut and Cotter
22A	AB 476 R	B1000—59999	325000—328999	Block, Cylinder, B354R or B560R, with Studs
22B	AB 1450 R	B1000—	329000—	Block, Cylinder, B1305R, with Studs
23	15H 238 R	B1000—	325000—	Plug, Pipe, L.H. Main Bearing (2 used)
23	15H 238 R	B1000—	325000—	Plug, Pipe, Crankcase Oil Drain
24	B 355 R	B1000—	325000—	Stud, Cylinder Head, 9/16" x 5-1/4" (9 used)
24	B 1333 R	B1000—	329000—	Stud, Cylinder to Case, 5/8" x 2-1/2" (7 used)
24	C 719 R	B1000—59999	325000—328999	Stud, Cylinder to Case, 5/8" x 2-5/8" (6 used)
24	A 5292 R	B1000—3043	329000—	Stud, Front End Support to Cylinder 5/8" x 2" (Sub. for C1031R and C1479R)
25	AB 1898 R	B1000—	329000—	Cock, Relief, Compression
26	D 2009 R	B1000—	325000—	Pin, Flywheel Spacer Driving
27	AB 253 R	B1000—14037	325000—325600	Flywheel, B133R, with Bolts and Driving Pin
27	AB 705 R	B14038—	325601—	Flywheel, B660R, with Bolts and Driving Pin
(Parts listed below are illustrated in gasket set groupings.)				
	AB 3874 R	B1000—	325000—328999	Gasket Set, Valve Ring or Cylinder Replacement Assembly
	AB 3875 R	B60000—	329000—	Gasket Set, Valve Ring or Cylinder Replacement Assembly
	AB 3878 R	B1000—	325000—328999	Gasket Set, Crankshaft and Bearing Replacement Assembly
	AB 3879 R	B60000—	329000—	Gasket Set, Crankshaft and Bearing Replacement Assembly

OIL FILTER AND PRESSURE GAUGE



Key	Part No.	B	BR-BO	Description
1A	B 255 R	B1000-40781	325000-327459	Head, Oil Filter (Sub. for AB4209R)
1B	F 96 R	B40782-()	327460-	Head, Oil Filter (Sub. for AF1234R)
2A	B 254 R	B1000-40781	325000-327459	Gasket, Oil Filter Head to Filter Body
2B	R 20249 R	B40782-()	327460-	Gasket, Oil Filter Head to Filter Body (Sub. for AA1149R)
2C	B 436 R	B1000-40781	325000-327459	Gasket, Oil Filter Head Cover
2D	F 98 R	B40782-()	327460-	Gasket, Oil Filter Head Cover
2E	A 519 R	B1000-()	325000-	Gasket, Oil Filter Bottom
2F	A 521 R	B1000-()	325000-	Gasket, Oil Filter Bottom Nut
3A	B 435 R	B1000-40781	325000-327459	Cover, Oil Filter Head
3B	AB 2690 R	B40782-()	327460-332180	Cover, Oil Filter Head, B1742R, with Bushing, Relief Spring and Stud (Sub. for AF260R)
4A	AB 326 R	B1000-()	325000-	Cover, Oil Filter Head, B1742R, with Bushing, Relief Spring and Stud
4B	AA 824 R	B40782-()	327460-	Spring, Leaf, with Centering Button, Oil Filter
5A	A 1280 R	B40782-()	327460-	Spring, Oil Pressure Regulating Valve
	B 439 R	B1000-()	325000-332180	Spring, Oil Filter Coil
	B 1744 R		332181-	Spring, By-Pass Valve (Coil)*†
5B	A 523 R	B1000-()	325000-330549	Spring, Oil Filter Bottom
	A 2441 R		330550-	Spring, Oil Filter*
6	B 430 R	B1000-()	325000-	Button, Oil Filter Leaf Spring
	D 2425 R	B40782-()	327460-	Button, Coil Spring Centering
7	B 1743 R	B40782-()	327460-	Clip, Oil Pressure Regulating Valve, Leaf Spring (Sub. for B1137R)*
8A	B 424 R	B1000-40781	325000-327459	Screw, Adjusting, Oil Pressure Regulating Valve
8B	B 1136 R	B40782-()	327460-	Screw, Oil Pressure Adjusting
9	R 21100 R	B40782-()	327460-	Bushing, Oil Relief (Sub. for A1278R)
10	F 1743 R	B1000-()	325000-	Pin, Dowel, Oil Filter Body (Sub. for D186R)
11	AB 292 R	B1000-59999	325000-	Gauge, Complete, Oil Pressure
12	D 793 R	B1000-()	325000-	Body, Crankcase Oil Level Cock
13	D 794 R	B1000-()	325000-	Plug, Crankcase Oil Level Cock
14	AA 357 R	B1000-()	325000-330549	Filter, Oil (Metal) (Sub. AA2454R)
15	R 20248 R	B40782-()	327460-	Body, Oil Filter (Sub. for A1152R)
	B 433 R	B1000-40781	325000-327459	Body, Oil Filter
16	AA 2096 R		330550-	Outlet Assembly, Oil Filter*
17	A 518 R	B40782-()	327460-332180	Stud, Oil Filter, 1/2" x 10-1/4"
	B 434 R	B1000-40781	325000-327459	Stud, Oil Filter, 1/2" x 10-5/8"
	B 1745 R		332181-	Stud, Oil Filter, 1/2" x 8-7/8"
	B 1982 R	B1000-()	325000-332180	Stud, Oil Filter, 1/2" x 10"
18	AA 3680 R		330550-	Element, Oil Filter (Replacement) (Carton of 4)*
19	A 2444 R		330550-	Snap Ring, Oil Filter End Plate Retaining*
20	A 2530 R		330796-	Spacer, Oil Filter Bottom Plate*
21	AA 2095 R		330550-	Plate, End, Oil Filter*
22	A 522 R	B1000-()	325000-	Bottom, Oil Filter
23	24H 234 R	B1000-()	325000-	Washer, Oil Filter Bottom Nut
24A	A 520 R	B1000-()	325000-330549	Nut, Oil Filter, Bottom*
24B	A 2440 R		330550-332180	Nut, Oil Filter, Bottom*
	AF 2889 R		332181-	Nut, Oil Filter (Sub. for A2575R)

(Parts listed below are not illustrated.)

AA 2454 R	330550-	Filter, Oil, Replacement (Sub. for AA357R)
AR 21268 R	330550-	Plate, Oil Filter Body, with Gasket and Cap Screws

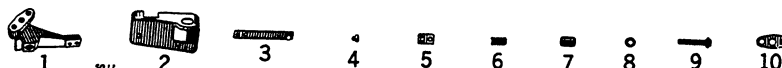
*Also Parts for Tractors Serial Nos. B1000-() and 325000-330549 Equipped with AA2454R.

**Also Parts for Tractors Serial Nos. B40782-() on Which the Oil Filter Cover has been Replaced by Repair Assembly AB2743R, Oil Filter Head Cover with Bushing and Relief Spring, Identified by the No. B1742R Appearing on Filter Head Cover.

†Also Parts on Tractors on Which the AB2690R Oil Filter Head Cover has been Installed, Identified by the No. B1742R Appearing on Filter Head Cover and Stud, 1/2" x 10".

*Parts on Tractors on Which an AB1238R Oil Relief Valve Replacement Assembly has been Installed, Identified by B1742R on Oil Filter Head Cover and Stud, 1/2" x 10".

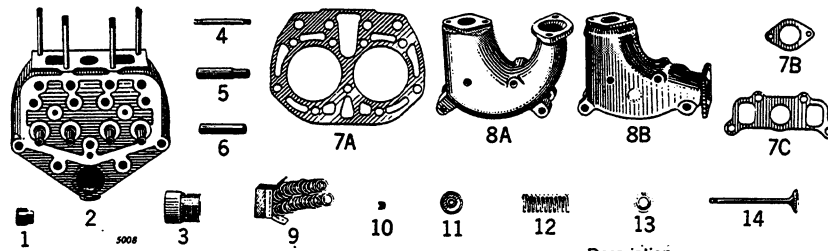
OIL PRESSURE REGULATING VALVE



Key	Part No.	B	BR-BO	Description
1	B 428 R	B1000-40781	325000-327459	Bracket, Oil Pressure Regulating Valve
2	B 421 R	B1000-40781	325000-327459	Shield, Oil Pressure Regulating Valve
3	AB 324 R	B1000-40781	325000-327459	Spring, Valve, with Centering Button, Oil Pressure Regulating Valve
4	B 430 R	B1000-()	325000-	Button, Oil Pressure Regulating Valve Leaf Spring
5	B 431 R	B1000-40781	325000-327459	Clip, Oil Pressure Regulating Valve Spring
6	B 423 R	B1000-40781	325000-327459	Spring, Oil Pressure Adjusting (Coil)
7	B 427 B	B1000-40781	325000-327459	Nut, Cap, Oil Pressure Adjusting Screw
8	B 425 R	B1000-40781	325000-327459	Washer, Oil Pressure Adjusting Lock Nut and Cap Nut (Copper) (2 used)
9	B 424 R	B1000-40781	325000-327459	Screw, Oil Pressure Adjusting
10	B 422 R	B1000-40781	325000-327459	Gasket, Oil Pressure Regulating Valve Bracket

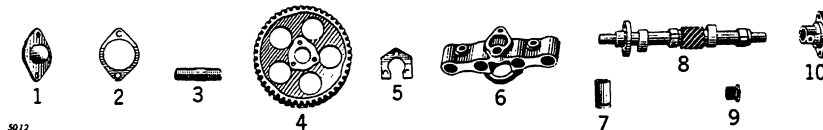
TRACTORS—MODELS "B" AND "BR"—"BO" (NOT STYLED)

CYLINDER HEAD, MANIFOLD AND VALVES



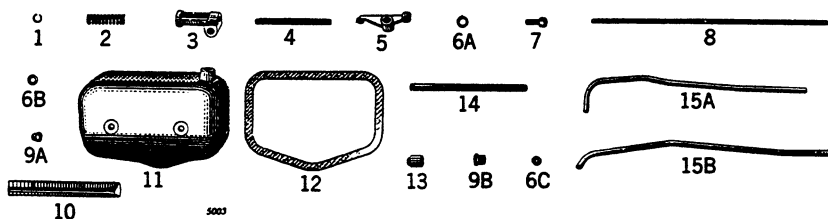
Key	Part No.	B	BR-BO	Description
1	A 2093 R	B1000—	325000—	Plug, Pipe, Cylinder Head Drain
2	(AB) 311 R	B1000-59999	325000-328999	Head, Cylinder, B357R, with Valve Guides and Studs
3	(AB) 1470 R	B1000—	329000—	Head, Cylinder, B1306R, with Valve Guides and Studs
4	C 251 R	B1000—	325000—	Pipe, Cylinder Head, Water Inlet
	R 2622 R	B1000—	325000—	Stud, Manifold, 7/16" x 4-3/8" (2 used) (Sub. for A126R)
	B 359 R	B1000-59999	325000-328999	Stud, Manifold, 7/16" x 4-3/4" (2 used)
	B 1314 R	B1000—	239000—	Stud, Manifold, 7/16" x 4" (2 used)
5	B 358 R	B1000—	325000—	Guide, Valve (4 used) (Sub. for AB4058R)
6	AB 1284 R	B1000—	325000—	Sleeve, Push Rod, in Cylinder Head (Set of 4)
7A	B 368 R	B1000-59999	325000-328999	Gasket, Cylinder Head
	B 1307 R	B1000—	329000—	Gasket, Cylinder Head
7B	B 321 R	B1000—	325000—	Gasket, Carburetor to Manifold
7C	B 74 R	B1000—	325000—	Gasket, Manifold
8A	B 73 R	B1000-59999	325000—	Manifold
8B	B 772 R	B1000—	325000-328999	Manifold
	B 1348 R	B1000—	329000—	Manifold
9	B 369 R	B1000—	325000—	Washer, Lead, Cylinder Head Stud (9 used) (Packed 100 in a Pkg.)
10	B 367 R	B1000—	325000—	Washer, Lock (Half) Valve Stem
11	B 366 R	B1000—	325000—	Cap, Valve Spring
12	B 365 R	B1000—	325000—	Spring, Valve
13	B 364 R	B1000—	325000—	Washer, Valve Spring Centering
14	(B) 362 R	B1000—	325000—	Valve, Intake (2 used) (Sub. for AB1641R)
	B 2878 R	B1000—	325000—	Valve, Exhaust (2 used) (Sub. for AB1642R, Two B363R and AB4248R)

CAMSHAFT AND CAM FOLLOWERS



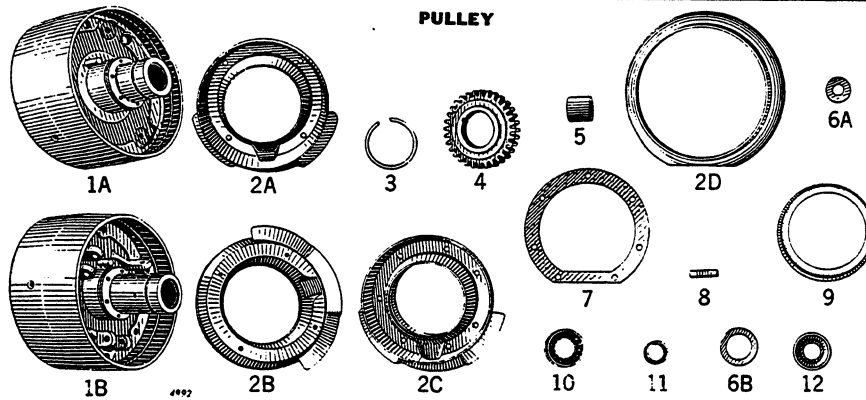
Key	Part No.	B	BR-BO	Description
1	B 199 R	B1000—	325000—	Bearing, Camshaft, L.H. (Sub. for AB4237R)
2	(B) 200 R	B1000—	325000—	Gasket, Camshaft, L.H. Bearing (Thick)
	B 567 R	B1000—	325000—	Gasket, Camshaft, L.H. Bearing (Thin)
3	A 119 R	B1000—	325000—	Stud, Camshaft Bearing, L.H., 3/8" x 1-3/8" (2 used)
4	B 3711 R	B1000—	325000—	Gear, Camshaft (Sub. for B195R and AB4116R)
5	B 196 R	B1000—	325000—	Plate, Camshaft Gear Locking
6	B 201 R	B1000-40781	325000-327459	Guide, Cam Follower
	(B) 1103 R	B40782—	327460—	Guide, Cam Follower
7	AB 271 R	B1000—	325000—	Follower, Cam
8	B 217 R	B1000—	325000—	Camshaft
9	A 178 R	B1000—	325000—	Support, Cam Follower Guide
10	B 198 R	B1000—	325000—	Bearing, Camshaft, R.H.

TAPPETS AND TAPPET OILER



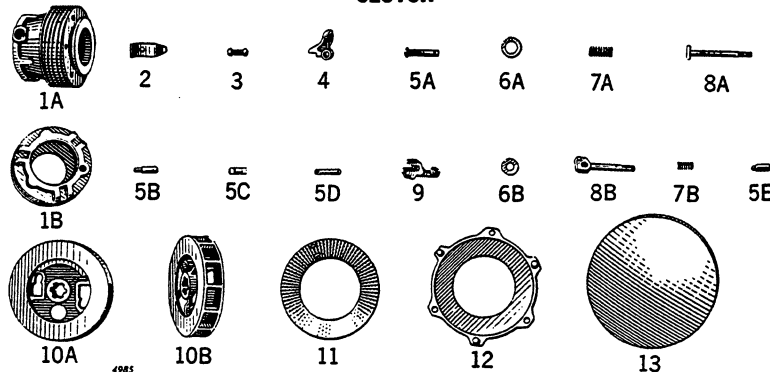
Key	Part No.	B	BR-BO	Description
1	B 210 R	B1000-13467	325000-325512	Snap, Ring, Tappet Lever Shaft (2 used)
2	B 207 R	B1000—	325000—	Spring, Tappet Lever Spacer
3	B 1711 R	B1000—	325000—	Bracket, Tappet Lever Shaft
4	B 504 R	B1000—	325000—	Stud, Tappet Lever Shaft Bracket, 7/16" x 5-3/4"
5	AB 2567 R	B1000—	325000—	Lever, Tappet
6A	24H 200 R	B1000—	325000—	Washer, Tappet Lever Shaft
6B	A 3439 R	B1000—	325000—	Washer, Tappet Lever Cover Stud (Copper) (Packed 10 in a Pkg.) (Sub. for B214R)
6C	F 1072 R	B1000—	325000—	Washer, Packing, Tappet Oiler Pipe (2 used) (Packed 10 in a Pkg.) (Sub. for B216R)
7	B 208 R	B1000—	325000—	Screw, Adjusting, Tappet Lever
8	(B) 204 R	B1000-59999	325000-328999	Rod, Tappet
	B 1454 R	B1000—	329000—	Rod, Tappet
9A	14H 664 R	B1000—	325000—	Nut, Cap, Tappet Lever Cover Stud (Sub. for B505R)
9B	A 172 R	B1000—	325000—	Nut, Tappet Oiler Pipe Packing (2 used)
10	(B) 213 R	B1000-59999	325000-328999	Trough, Tappet Lever Oil
	B 1497 R	B1000—	325000—	Trough, Tappet Lever Oil (Sub. AB273R)
11	AB 273 R	B1000—	325000—	Cover, Tappet Lever, with Oil Trough and Bushing
12	B 1498 R	B1000—	325000—	Gasket, Tappet Lever Cover
13	A 1574 R	B1000—	329000—	Bushing, Tappet Oiler Pipe
14	B 206 R	B1000—	325000—	Shaft, Tappet Lever
15A	B 215 R	B1000-59999	325000-328999	Pipe, Tappet Lever Oiler
15B	B 1499 R	B1000—	329000—	Pipe, Tappet Lever Oiler

PULLEY



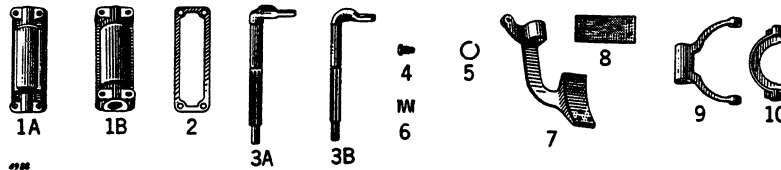
Key	Part No.	B	BR-BO	Description
1A	AB 3208 R	325000-	Pulley, Belt, B734R, with Bushing and Drive Pin
1B	AB 3209 R	B1000-(—)	Pulley, Belt, B136R, or B1850R, with Bushing and Drive Pin
2A	AB 259 R	B1000-42199	Shield, Dust, Pulley
2B	AB 1233 R	B42200-(—)	Shield, Dust, Pulley
2C	AB 2698 R	Shield, Dust, Pulley with Flange and Oil Seal (Parts on Tractors B1000-(—) Equipped with AB1234R First Reduction Gear Cover with Dust Shield Flange and Oil Seal Assembly)
2D	B 1213 R	328239-	Shield, Dust, Pulley
3	B 139 R	B1000-(—)	325000-	Snap Ring, Belt Pulley Gear
4	B 140 R	B1000-(—)	325000-	Gear, Belt Pulley (Sub. for AB4114R)
5	B 412 R	B1000-(—)	325000-	Bushing, Belt Pulley (Sub. for AB4230R)
6A	C 932 R	B1000-(—)	Washer on Pulley Dust Shield and Oil Seal to First Reduction Gear Cover Cap Screw (Lead)
6B	B 142 R	B1000-(—)	325000-	Washer, Belt Pulley Bearing
7	B 1690 R	Gasket, Pulley Dust Shield (Parts on Tractors B1000-(—) Equipped with AB1234R First Reduction Gear Cover with Dust Shield Flange and Oil Seal Assembly)
8	D 403 R	B1000-(—)	325000-	Key, Belt Pulley Gear
9	B 749 R	B1000-(—)	325000-	Shroud, Clutch
10	JD 7502 R	B1000-(—)	325000-	Roller Assembly and Outer Race, Pulley Bearing
11	JD 7552 R	B1000-(—)	325000-	Inner Race, Pulley Bearing
12	B 143 R	B1000-(—)	325000-	Retainer, Belt Pulley Bearing

CLUTCH



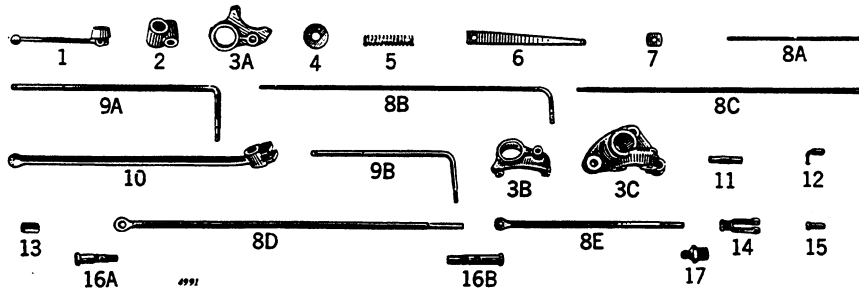
Key	Part No.	B	BR-BO	Description
1A	B 137 R	B1000-(—)	Sleeve, Clutch Operating (Sub. for AB4213R)
1B	B 735 R	325000-	Sleeve, Clutch Operating (Sub. for AB4215R)
2	B 141 R	B1000-(—)	325000-	Spring, Clutch Dust Cover
3	B 144 R	B1000-(—)	Toggle, Clutch Dog
4	B 145 R	B1000-(—)	Dog, Clutch
5A	B 146 R	B1000-(—)	Pin, Clutch Dog
5B	B 736 R	325000-	Pin, Drive, Clutch Operating Sleeve
5C	B 738 R	325000-	Pin, Clutch Operating Bolt
5D	B 739 R	325000-	Pin, Clutch Operating Link
5E	B 426 R	B1000-(—)	Pin, Drive, Clutch Operating Sleeve
6A	24H 685 R	B1000-(—)	325000-	Washer, Clutch Driving Disk
6B	B 741 R	B1000-(—)	325000-	Washer, Clutch Operating Cam
7A	B 161 R	B1000-(—)	Spring, Clutch Release
7B	B 423 R	325000-	Spring, Clutch Release
8A	B 147 R	B1000-59999	Bolt, Clutch Operating
8B	B 737 R	325000-328999	Bolt, Clutch Operating
9	B 1362 R	329000-	Bolt, Clutch Operating
10A	AB 260 R	B1000-59999	Cam, Clutch Operating
10B	AB 594 R	325000-328999	Disk, B159R, with Rivet, Clutch Driving
	AB 1493 R	329000-	Disk, B768R, with Rivet, Clutch Driving
	16H 273 A	B1000-(—)	325000-	Disk, B1341R, with Rivet, Clutch Driving
11	B 158 R	B1000-(—)	325000-	Rivet, 3/16" x 5/8"
12	B 162 R	B1000-(—)	325000-	Facing, Clutch
13	B 164 R	B1000-(—)	325000-	Disk, Clutch Adjusting (Sub. for AB4216R)
				Cover, Clutch, Dust

CLUTCH FORK BEARING AND PULLEY BRAKE



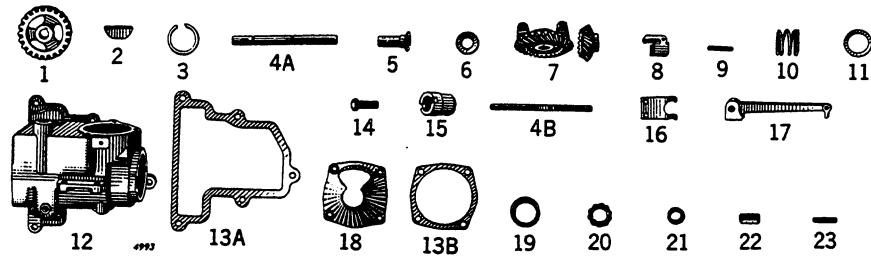
Key	Part No.	B	BR-BO	Description
1A	(AB 3932 R 30H 11 R	B1000—(—)	325000-332799	Bearing, B167R or B2781R, with Welch Plug, Clutch Fork
1B	AB 3931 R	B1000—(—)	325000-332799	Plug, Welch in AB3932R
2	(B 173 R B 1855 R	B1000—(—)	325000-332799	Bearing, B1854R or B2780R, Clutch Fork with Welch Plug
3A	B 1853 R	332800—	332800—	Gasket, Clutch Fork Bearing
3B	B 168 R	B1000—(—)	325000-332799	Gasket, Clutch Fork Bearing
4	D 178 R	B1000—(—)	325000—	Shaft, Clutch Fork
5	(A 602 R B 169 R	B1000—(—)	325000-332799	Shaft, Clutch Fork
6	(A 353 R B 170 R	B1000—(—)	325000—	Pivot, Clutch Fork (2 used)
7	(AB 262 R AB 585 R	B1000—(—)	325000—	Snap Ring, Clutch Fork Shaft
8	AB 2782 R	B1000—(—)	325000—	Snap Ring, Clutch Fork Shaft
9	(B 166 R B 171 R	B1000—(—)	325000—	Spring, Clutch Fork
10	(B 744 R B 2038 R	B1000—(—)	325000-332799	Spring, Clutch Fork
	(B 172 R B 746 R	B1000—(—)	325000—	Brake, B165R, with Lining, Pulley
				Brake, B757R, with Lining, Pulley
				Brake, B1857R, with Lining, Pulley
				Lining, Pulley Brake, with Adapter
				Lining, Pulley Brake
				Fork, Clutch
				Fork, Clutch
				Fork, Clutch
				Collar, Clutch (Bronze)
				Collar, Clutch (Bronze)

CONTROLS



Key	Part No.	B	BR-BO	Description
1	A 80 R	B1000—(—)	325000—	Lever, Speed Control Hand
2	(AB 214 R AB 1253 R	B1000-42199	325000—	Bearing, Steering Shaft Upper, with Grease Fitting
3A	B 390 R	B42200—(—)	325000—	Bearing, Steering Shaft Upper, with Grease Fitting
3B	A 944 R	B1000—(—)	325000—	Bracket, Speed Control Shaft
3C	A 942 R	325000—	325000—	Bracket, Speed Control Shaft
4	(24H 553 A 24H 169 R	B1000—(—)	325000—	Bracket, Clutch Lever
	(24H 132 R 24H 132 R	B1000—(—)	325000—	Washer, Speed Control Shaft, Upper (Sub. for 24H469R)
	(24H 132 R 24H 143 R	B1000—(—)	325000—	Washer, Speed Control Shaft, Lower
5	C 1438 R	B1000—(—)	325000—	Washer on Speed Control Rod
6	B 273 R	B1000—(—)	325000—	Washer on Throttle Rod
7	B 274 R	B1000—(—)	325000—	Washer on Speed Control Rod
8A	B 38 R	B1000—(—)	325000—	Spring, Speed Control Shaft
8B	(B 302 R B 1455 R	B1000-59999	325000-328999	Spring, Speed Change, Flat
8C	B 791 R	329000—	329000—	Clamp, Speed Change Spring
8D	B 752 R	325000—	325000—	Rod, Speed Control
8E	B 174 R	B1000—(—)	325000—	Rod, Carburetor Throttle
9A	B 391 R	B1000—(—)	325000—	Rod, Throttle
9B	B 790 R	325000—	325000—	Rod, Speed Control
10	(AA 794 R AB 264 R	B1000—(—)	325000—	Rod, Clutch Operating
11	C 719 R	325000—	325000—	Rod, Clutch Operating
12	(A 958 R D 157 R	B1000—(—)	325000—	Shaft, Speed Control
	(D 157 R D 2887 R	B1000—(—)	325000-328999	Shaft, Speed Control
13	B 177 R	B1000—(—)	329000—	Lever, Clutch Operating, with Grease Fitting
14	(B 175 R B 843 R	B1000—(—)	325000—	Lever, Clutch Operating, with Grease Fitting
15	(B 178 R B 178 R	B1000—(—)	325000—	Stud, Clutch Lever Bracket to Rear Axle Housing, 5/8" x 2-5/8"
	(D 2653 R D 1994 R	B1000—(—)	325000—	End, Speed Control Rod
16A	B 180 R	B1000—(—)	325000—	End, Throttle Rod
16B	D 2031 R	325000—	325000—	End, Speed Control Rod
17	JD 7759	B1000—(—)	325000—	End, Throttle Rod
				Bushing, Clutch Operating Lever Pivot
				Yoke, Clutch Operating Rod
				Yoke, Clutch Operating Rod
				Pin, Clutch Operating Rod Yoke
				Pin, Clutch Operating, Hand Lever to Rod
				Pin, Clutch Operating Rod Yoke (Sub. for B844R)
				Pin, Clutch Operating, Hand Lever to Rod
				Bolt, Clutch Operating Hand Lever Pivot
				Bolt, Clutch Lever Pivot
				Fitting, Grease, No. 1610, in Steering Shaft Bearing

GOVERNOR

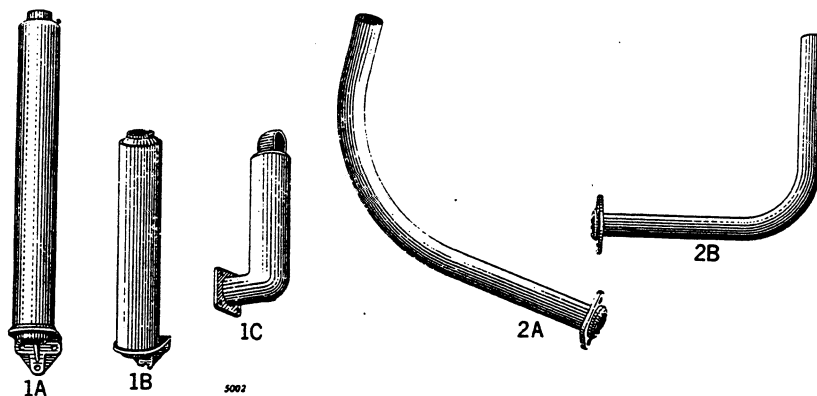


Key	Part No.	B	BR-BO	Description
1	B 282 R	B1000—	325000—	Gear, Governor Drive (Sub. for AB4145R)
2	(26H 17 R	B1000—	325000—	Key in Governor Drive Gear
	(26H 17 R	B1000—	325000—	Key, Fan Drive Bevel Gear
	(26H 17 R	B1000—	325000—	Key, Magneto Drive Gear
3	(A 369 R	B1000—	325000—	Snap Ring, Governor Shaft (2 used)
	(B 276 R	B1000—	325000—	Snap Ring, Governor Bearing
4A	B 277 R	B1000—	325000—	Shaft, Governor
4B	B 270 R	B1000—	325000—	Shaft, Governor Lever
5	AB 4234 R	B1000—	325000—	Sleeve, Governor Shaft (Sub. for AB294R)
6	C 998 R	B1000—	325000—	Bearing, Governor Thrust
7	AB 1406 R	B1000—	325000—	Gear and Pinion, Fan Drive Bevel (B279R and B289R)
8	(AB 295 R	B1000—	325000—330681	Weight, Governor (When Ordered in Parts Furnish Two AC667R)
	(AC 667 R	B1000—	325000—	Weight, Governor
9	F 3326 R	B1000—	325000—	Pin, Governor Weight (Packed 10 in Pkg.) (Sub. for C902R)
10	A 584 R	B1000—	325000—	Spring, Governor Bearing
11	(14H 154 R	B1000—	325000—	Washer, Magneto to Governor Case Screws
	(B 280 R	B1000—	325000—	Washer, Governor Bearing Spring
12	(B 269 R	B1000—40781	325000—327459	Case, Governor
	(B 1102 R	B40782—59999	327460—	Case, Governor
13A	B 301 R	B1000—	325000—	Gasket, Governor Case
13B	(B 284 R	B1000—	325000—	Gasket, L.H. Governor Bearing Housing (Thick)
	(B 285 R	B1000—	325000—	Gasket, L.H. Governor Bearing Housing (Med.)
	(B 569 R	B1000—	325000—	Gasket, L.H. Governor Bearing Housing (Thin)
14	B 1693 R	331072—	Screw, Shoulder, in Governor Case to Case, 5/8" x 1-11/16" (2 used)
15	(A 2303 R	331500—	Flange, Magneto Drive (Sub. for AA5546R)
	(B 281 R	B1000—	325000—331499	Flange, Magneto Drive (Sub. for AB4232R)
16	F 2970 R	B1000—	325000—	Lever, Inside Governor (Sub. for B271R)
17	B 272 R	B1000—	325000—	Arm, Governor
18	AB 4236 R	B1000—	325000—	Housing, B283R, L.H. Governor Bearing (Sub. B3283R Housing, B3285R Washer and B3362R Cap)
19	JD 7655 R	B1000—	325000—	Cup, Governor Shaft Bearing
20	JD 7657 R	B1000—	325000—	Balls and Retainer, Governor Shaft Bearing
21	JD 7656 R	B1000—	325000—	Cone, Governor Shaft Bearing
22	B 432 R	B1000—	325000—332894	Bushing, Governor Lever Shaft
23	C 2175 R	B1000—	325000—	Stud, Magneto Flange to Governor Case, 3/8" x 1-13/16"

(Parts listed below is illustrated in gasket set grouping.)

AB 3885 R Gasket Set for Governor Overhaul

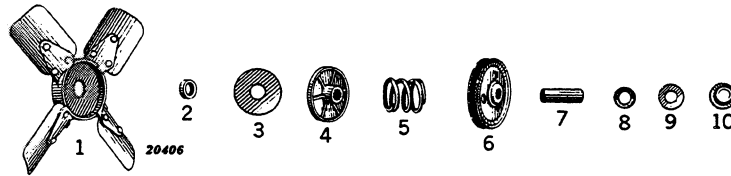
MUFFLER AND EXHAUST PIPE



Key	Part No.	B	BR-BO	Description
1A	AB 209 R	B1000—59999	Muffler, B17R
1B	AB 484 R	B1000—59999	Muffler, B17R (Low)
1C	AB 599 R	325000—	Muffler, B773R
2A	AB 1256 R	B24200—59999	Pipe, Exhaust, with Flange
2B	AB 322 R	B1000—42199	Pipe, Exhaust, with Flange

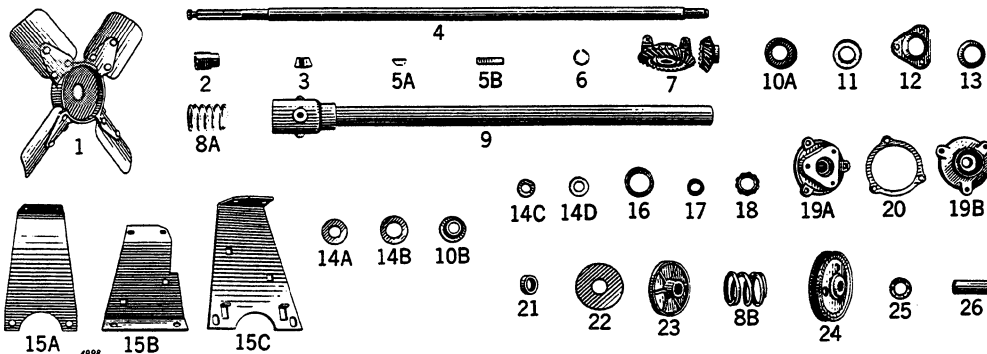
TRACTORS—MODELS "B" AND "BR"—"BO" (NOT STYLED)

PARTS FOR MODEL "B" SERIAL No. B1000-() AND MODELS "BR"—"BO" SERIAL No. (325000-334149) EQUIPPED WITH FAN WITH FRICTION DRIVE PARTS



Key	Part No.	B	BR-BO	Description
1	AB 3316 R	B1000-()	325000-334149	Fan, Friction Drive
2	B 2122 R	B1000-()	325000-334149	Keeper on Fan Shaft
3	D 399 R	B1000-()	325000-334149	Washer, Fan Friction (2 used)
4	AB 3314 R	B1000-()	325000-334149	Disk, Fan Drive (Set of 2)
5	H 1039 R	B1000-()	325000-334149	Spring, Fan Friction
6	B 2124 R	B1000-()	325000-334149	Pulley, Generator Drive
7	B 2129 R	B1000-()	325000-334149	Spacer, Fan Bearing
8	B 2127 R	B1000-()	325000-334149	Packing, Fan Bearing Rear
9	D 1736 R	B1000-()	325000-334149	Washer, Fan Bearing Packing
10	B 2121 R	B1000-()	325000-334149	Retainer, Fan Bearing Packing

FAN



Key	Part No.	B	BR-BO	Description
1	AB 1630 R	B1000-59999	325000-334149	Fan Blades with Hub, Complete (Sub. AB3301R)
	AB 3301 R	B1000-59999	325000-334149	Fan with Friction Drive Parts (Sub. for AB1630R)
	AB 3316 R	B1000-()	334150-	Fan, Friction Drive
2	15H 254 R	B1000-()	325000-	Plug, Pipe, in Fan Bearing Housing
3	D 1720 R	B1000-()	325000-	Washer, Lock (Half) Fan Shaft
4	AB 1258 R	B422000-59999	325000-	Shaft, Fan
	B 286 R	B1000-42199	325000-334149	Shaft, Fan
	B 724 R	B1000-()	334150-	Shaft, Fan
	B 2128 R	B1000-()	334150-	Shaft, Fan
5A	26H 17 R	B1000-()	325000-	Key, Fan Drive Bevel Gear
5B	D 403 R	B1000-()	325000-	Key, Fan Drive Bevel Pinion
6	A 369 R	B1000-()	325000-	Snap Ring Fan Shaft, Rear End
7	AB 1406 R	B1000-()	325000-	Gear and Pinion, Fan Drive Bevel (B279R and B289R)
8A	B 295 R	B1000-()	325000-	Spring, Fan Bearing Take-Up
8B	H 1039 R	B1000-()	334150-	Spring, Fan Friction
9	AB 296 R	B1000-21230	325000-326194	Housing, B290R, Fan Bearing, with Support Tube
	AB 573 R	B1000-()	325000-326194	Housing, B290R, Fan Bearing, with Support Tube
	AB 748 R	B21231-42199	325000-326194	Housing, B290R, Fan Bearing, with Support Tube
	AB 750 R	B1000-()	325000-326194	Housing, B290R, Fan Bearing, with Support Tube
	AB 1259 R	B42200-59999	325000-326194	Housing, B290R, Fan Bearing, with Support Tube
10A	B 298 R	B1000-()	325000-	Retainer, Front Fan Bearing Felt Washer
10B	A 286 R	B7744-()	325000-334149	Retainer, Front Fan Bearing Packing, Rear
	B 2121 R	B1000-()	334150-	Retainer, Fan Bearing Packing
11	B 297 R	B1000-()	325000-	Washer, Felt, Front Fan Bearing (Sub. for AB518R)
12	B 292 R	B1000-21230	325000-326194	Clamp, Fan Shaft Tube Packing Rear
13	B 293 R	B1000-()	325000-	Packing Ring, Rear of Fan Shaft Tube (Rubber)
14A	24H 239 R	B1000-()	325000-334149	Washer, Grease Retainer, Rear, Front Fan Bearing
	D 1736 R	B1000-()	334150-	Washer, Fan Bearing Packing
14B	24H 847 R	B1000-()	325000-	Washer, Retainer, for Fan Bearing Felt Washer
14C	A 393 R	B7744-()	325000-334149	Washer, Packing, Rear of Front Fan Bearing (Cork)
14D	24H 43 R	B1000-()	325000-	Washer on Front Fan Bearing to Housing Screws (2 used)
	24H 4 R	B19070-42199	326053-	Washer, Fan Shaft Support (1-1/2" Outside Diameter, 17/32" Inside Diameter)
15A	B 300 R	B1000-3042	325000-	Support, Fan Shaft, Front
15B	B 650 R	B3043-42199	325000-	Support, Fan Shaft
15C	B 1006 R	B42200-59999	325000-	Support, Fan Shaft
16	JD 7655 R	B1000-()	325000-	Cup, Front and Rear Bearing
17	JD 7656 R	B1000-()	325000-	Cone, Front and Rear Bearing
18	JD 7657 R	B1000-()	325000-	Balls and Retainer, Front and Rear Bearing
19A	B 287 R	B1000-21230	325000-326194	Housing, Fan Shaft Rear Bearing
19B	B 1141 R	B42200-()	325000-326194	Housing, Fan Shaft Rear Bearing
	B 870 R	B21231-42199	326195-	Housing, Fan Shaft Rear Bearing
	A 407 R	B1000-()	325000-	Gasket, Rear Fan Bearing Housing (Thick)
20	B 571 R	B1000-()	325000-	Gasket, Rear Fan Bearing Housing (Thin)
21	B 2122 R	B1000-()	334150-	Keeper on Fan Shaft
22	D 399 R	B1000-()	334150-	Washer, Fan Friction
23	AB 3314 R	B1000-()	334150-	Disk, Fan Drive (Set of 2)
24	B 2124 R	B1000-()	334150-	Pulley, Generator Drive
25	B 2127 R	B1000-()	334150-	Packing, Fan Bearing Rear
26	B 2129 R	B1000-()	334150-	Spacer, Fan Bearing

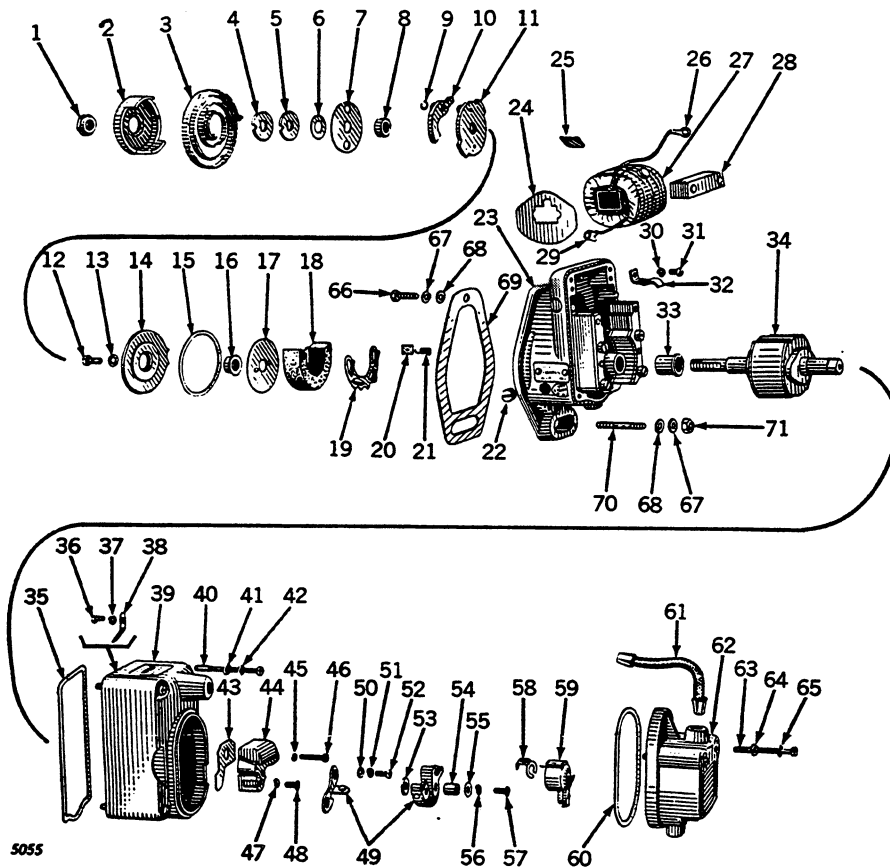
(Part listed below is not illustrated.)

AA 6240 R

334150-

Bearing Kit, Front Fan, Consisting of Packings, Retainers, Washers, and Bearings (Will Fit B1000-B59999 and 325000-334149, if AB3301R Fan Assembly has been Installed)

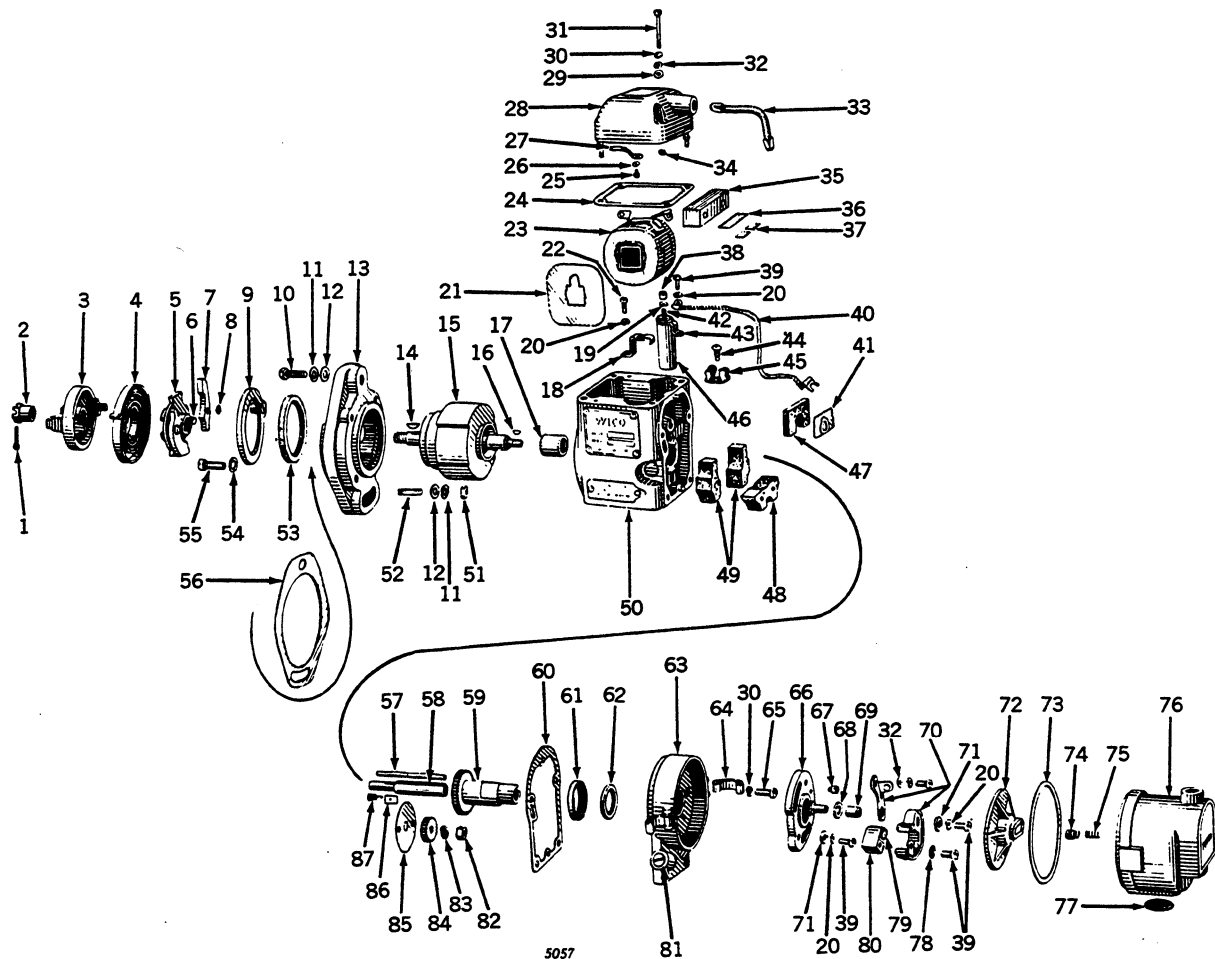
**MAGNETOS (WICO TYPE C)
AB2875R (SERIAL Nos. C100-) AND AH653R (SERIAL Nos. 00788-)**



Key	Part No.	Description
1	16-491 C	Nut, Impulse Lock
2	6274	Cup, Drive (Short Lugs, AH653R only) (Sub. for 2061B)
3	3744 B	Cup, Drive (Long Lugs, AB2875R only)
4	15-186	Spring, Drive
5	16-583	Washer, Spacing (Brass)
6	IVA 583	Washer, Spacing (Steel)
7	M 42 XA	Washer, Drive Cup
8	2288	Retainer, Drive Spring
9	A 243 X	Spacer, Driven Flange
10	A 179 X	Snap Ring (2 used)
11	X 3114	Pawl, Impulse (2 used)
12	21H 988 R	Driven Flange Group with Pawls
13	12H 270 R	Screw (4 used)
14	X 2719	Washer, Lock (4 used) (Sub. for H666R)
15	A 33 X	Impulse Stop Group with Oil Seal
16	2496	Seal, Oil
17	2121	Gasket
18	2745	Spacer, Impulse
19	1379	Disk, Oiling
20	2505	Pad, Main Oil (Felt)
21	1152	Plate, Oil Pad Spring
22	B 1107 R	Scraper, Oil
23	X 3043	Spring, Oil Scraper
24	1760	Plug, Oil (2 used)
25	2264 B	Main Housing Group
26	4954	Plate, Coil Protecting (2 used)
27	AR 12011 R	Wedge, Coil (2 used)
28	X 2706	Terminal, Primary Lead
29	1814	Coil (Sub. for X2766)
30	A 766 R	Core, Coil
31	21H 973 R	Terminal, Primary Ground
32	2503	Washer, Lock (2 used)
33	2495	Screw, Coil Core Clamp (2 used)
34	X 3051	Clamp, Coil Core (2 used)
35	2504	Bushing, Rotor (2 used)
		Rotor
		Gasket, Cover

Key	Part No.	Description
36	1404	Screw, Secondary Interlead Contact
37	A 766 R	Washer, Lock, Interlead
38	1397	Contact, Interlead Coil
39	X 2798	Cover with Breaker Plate Assembly and Screws
40	2538	Screw, Cover (4 used)
41	1118	Washer, Cover Screw (Leather) (4 used)
42	IXA 256	Washer, Cover Screw (4 used)
43	1533	Gasket, Condenser
44	X 1413	Condenser
45	A 765 R	Washer, Condenser Screw Lock (2 used)
46	21H 966 R	Screw, Condenser (2 used)
47	12H 290 R	Washer, Breaker Arm Spring Screw Lock (Sub. for H665R)
48	16-738	Screw, Breaker Arm Spring
49	X 3343	Breaker Point Assembly (2 Points)
50	IXA 256	Washer, Screw
51	A 766 R	Washer, Lock, Screw
52	21H 971 R	Screw
53	1197	Washer, Breaker Arm Spacing
54	1197 T	Shim, Breaker Arm Spacing
55	1418	Spacer, Breaker Arm
56	B 1085 R	Washer, Breaker Arm Clamp
57	A 766 R	Washer, Breaker Arm Lock
58	16-738	Screw, Breaker Point
59	16-480	Spring, Arm Lock
60	16-X477 B	Arm with Spring
61	2497	Gasket
62	X 2723	Interlead, Secondary
63	X 2938	Cap with Screws
64	2537	Screw, Cap (2 used)
65	1118	Washer, Cap (Leather) (2 used)
66	IXA 256	Washer, Cap (2 used)
67	Screw, Cap, 3/8" x 1-1/4"
68	Washer, Lock, 3/8" (2 used)
69	24H 154 R	Washer (2 used)
70	A 5272 R	Gasket (Sub. for A500R)
71	C 2175 R	Stud, 3/8" x 1-13/16"
		Nut, 3/8"

TRACTORS—MODELS "B" AND "BR"—"BO" (NOT STYLED)

AB757R MAGNETO
(Wico Type AP, Serial No. 2556-)

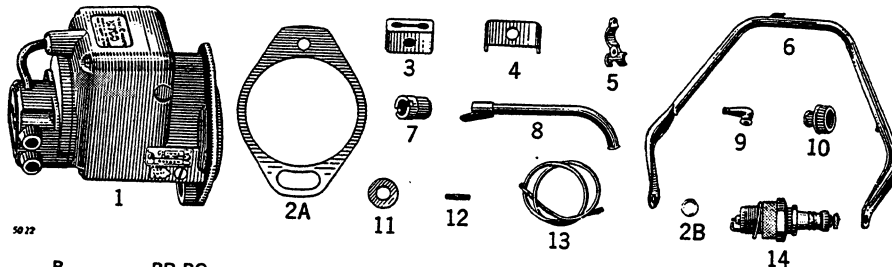
Key	Part No.	Magneto Serial No.	Description
1		2556-	Pin, Cotter, 3/32" x 1/2"
2	1098	2556-	Nut, Impulse, Lock
3	1433 B	2556-	(007867-) Cup, Impulse
4	1092	2556-	Spring, Impulse
5	X 1097	2556-	Driven Flange Assembly
6	A 178 XA	2556-	Pivot, Trip Arm (2 used)
7	1094	2556-	Arm, Trip (2 used)
8	A 243 X	2556-	Snap Ring (2 used)
9	X 1134	2556-	Stop Pin Assembly
10	19H 221 R	2556-	Screw, Cap, 3/8" x 1-1/4"
11		2556-	Washer, Lock, 3/8" (2 used)
12	24H 154 R	2556-	Washer (2 used)
13	X 1434 B	2556-	Flange, Mounting
14	X 3543	2556-	Flange, Mounting with Oil Seal
15	26H 67 R	2556-	Key, Woodruff
16	X 1145	2556-	Rotor
17	26H 64 R	2556-	Key, Woodruff
18	X 4683	2556-	Bearing, Rotor (2 used) (Set of 2)
19	1232	2556-	Clamp, Coil Core (2 used)
20	12H 267 R	2556-	Washer, Lock (Sub. for B2005R)
21	A 766 R	2556-	Washer, Lock (9 used)
22	1759	2556-	Plate, Insulating (2 used)
23	21H 973 R	2556-	Screw (4 used)
24	X 2770 B	2556-	Coil
25	1116	2556-	Gasket
26	21H 959 R	2556-	Screw
27	M 52 X	2556-	Washer, Lock
28	1121	2556-	Contact, Coil
29	X 1122	2556-	Cover
30	1118	2556-	Washer (Leather) (4 used)
31	12H 36 R	2556-	Washer, Lock (6 used)
32	1117	2556-	Screw (4 used)
33	IXA 256	2556-	Washer (6 used)
34	X 2229	2556-	Interlead, Secondary
35		2556-	Snap Ring, Cover Screw (4 used)
36	X 1230	2556-	Core, Coil
37		2556-	Strip, Coil Core Spring (Fiber)
38	2264 B	2556-	Wedge, Coil Core (2 used)
39	1786	2556-	Nut
40	21H 971 R	2556-	Screw (5 used)

Key	Part No.	Magneto Serial No.	Description
40	X 1331	2556-	Lead, Condenser to Breaker
41	1170	2556-	Support
42	(IKA 761	2556-	Nut, Condenser Contact
	M 127 X	2556-	Washer, Condenser, Insulating
	M 32 XA	2556-	Bushing, Condenser, Insulating
43	X 2595	2556-	Support, Condenser (Sub. for 2405)
44	14H 602 R	2556-17866	Nut, Condenser Clip
	2443	17867-	Screw, Condenser Clip Drive
45	1165	2556-17866	Clip, Condenser
	2442	17867-	Clip, Condenser
46	X 2595	2556-	Condenser Assembly
47	1169	2556-	Pad, Cam Stud Oil
48	1110	2556-	Pad, Gear Case Oil
49	1171	2556-	Pad, Main Oil (2 used)
50	X 2296	2556-	Housing, Main Assembly
51	14H 382 T	2556-	Nut, Hex., 3/8"
52	C 2175 R	2556-	Stud, 3/8" x 1-13/16"
53	1131	2556-	Washer, Felt
54	12H 271 R	2556-	Washer, Lock (Sub. for B1091R) (4 used)
55	1641	2556-	Screw, End Plate (4 used)
56	A 5272 R	2556-	Gasket (Sub. for A500R)
57	1168	2556-	Wick, Oil
58	1167	2556-	Stud, Cam
59	1570	2556-	Cam Assembly
60	1083	2556-	Gasket
61	1883	2556-	Retainer
62	1084 B	2556-	Washer, Sealing (Cork)
63	X 2237	2556-	Case, Breaker
64	1210	2556-	Clip, Distributor (2 used)
65	21H 982 R	2556-	Screw (4 used)
66	AR 10017 R	2556-	Plate, Breaker (Sub. for X2231)
67		2556-	Screw, Point Adjusting
68	1197 T	2556-	Shim, Breaker Arm
	1197	2556-	Washer, Breaker Arm
69	1418	2556-	Spacer, Breaker Arm
70	X 3342	2556-	Point, Breaker
71	B 1085 R	2556-	Washer (3 used)
72	X 2226	2556-	Arm, Distributor
73	2219	5867-	Gasket
	1255	2556-5866	Gasket

AB757R MAGNETO—Continued
(Wico Type AP, Serial No. 2556—)

Key	Part No.	Magneto Serial No.	Description	Key	Part No.	Magneto Serial No.	Description
74	1216	2556—	Brush, Distributor (Sub. X5221)	81	IXA 345	2556—	Plug, Oil (2 used)
75	1217	2556—	Spring, Distributor Brush (Sub. X5221)	82	14H 649 R	2556—	Nut, Hex., 1/4" (Order 14P649R, Pkg. of 25)
76	(X) 2228	5867—	Cap, Distributor	83	2556—	Washer, Lock, 1/4"
77	(X) 1491	2556-5866	Cap, Distributor	84	1147	2556—	Gear, Pinion
78	12H 290 R	2556—	Screen, Ventilating	85	1151	2556—	Disk, Oiling
79	1194	2556—	Washer, Lock (Sub. for H665R)	86	1152	2556—	Scraper, Oil
80	1193	2556—	Felt, Cam Oil	87	1153	2556—	Spring, Oil Scraper
			Support, Breaker Arm and Cam Oil Felt				

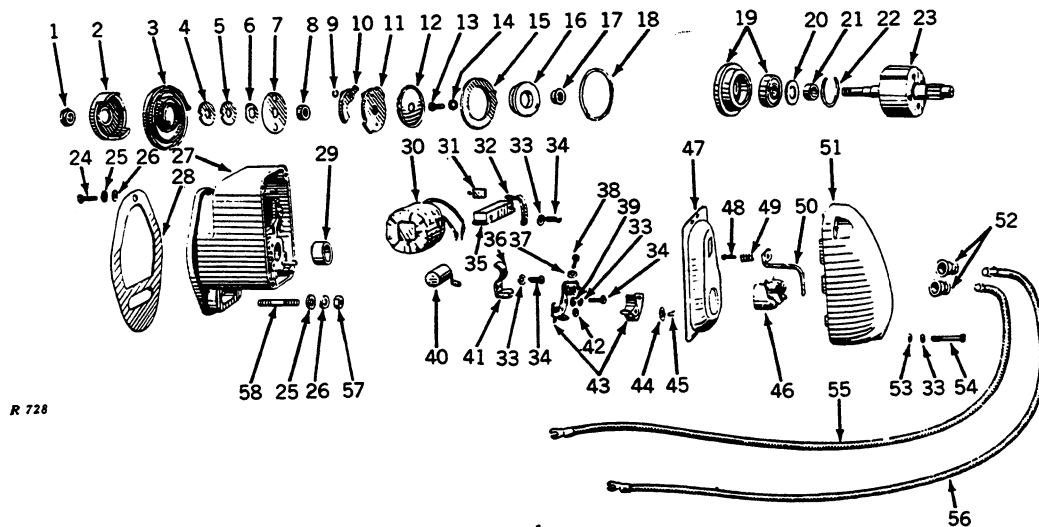
MAGNETO, SPARK PLUGS AND CABLES



Key	Part No.	B	BR-BO	Description
1	(AB 2875 R	B1000—(—)	325000-331499	Magneto (Wico Type C) (Sub. AB3674R)
	AH 653 R	331500—	Magneto (Wico Type C) (Sub. AA3870R and 3565 Cup)
2A	A 5272 R	B1000—(—)	325000—	Gasket, Magneto to Governor Case (Sub. for A500R)
2B	D 465 R	B1000—(—)	325000—	Gasket, Spark Plug
3	A 470 R	B1000—(—)	325000—	Clamp, Spark Plug Cable (Rubber)
4	A 471 R	B1000—(—)	325000—	Clip, Spark Plug Cable
5	B 465 R	B1000—(—)	325000—	Clamp, Spark Plug Cable Conduit
6	(AB 827 R	B1000-23576	Shield, Spark Plug
	AB 828 R	B23577—(—)	Shield and Cable Conduit, Spark Plug
7	A 2303 R	331500—	Flange, Magneto Drive (Sub. for AA5546R)
	B 281 R	B1000—(—)	325000-331499	Flange, Magneto Drive (Sub. for AB4232R)
8	AB 336 R	B1000-23576	325000—	Conduit, Spark Plug Cable
9	A 1134 R	B1000-23576	Insulator, Spark Plug (Rubber)
10	(C 1300 R	B1000-41999	325000-328099	Nipple, Spark Plug Cable (Rubber)
	A 3539 R	325000—	Nipple, Spark Plug Cable, Use with AA3870R and AB3674R Wico Type X Magnets
11	24H 154 R	B1000—(—)	325000—	Washer, Magneto to Governor Case Screws
12	C 2175 R	B1000—(—)	325000—	Stud, Magneto to Governor Case, 7/8" x 1-13/16" (1 used)
13	AA 1222 R	B1000-23576	325000-328099	Cable, Spark Plug, Complete, L.H.
	AA 1222 R	B49200—(—)	331500—	Cable, Spark Plug, Complete, L.H.
	AA 1890 R	328100-331499	Cable, Spark Plug, Complete, R.H.
	AB 211 R	B1000-23576	325000-328099	Cable, Spark Plug, Complete, L.H.
	AB 830 R	B23577-49199	328100-331499	Cable, Spark Plug, Complete, R.H. (Sub. AA6141R)
	AB 830 R	B23577—(—)	Cable, Spark Plug, Complete, R.H. (Sub. AA6141R)
	AB 2604 R	331500—	Cable, Spark Plug, Complete, L.H. (Sub. AA6141R)
14	AA 2044 R	B1000—(—)	325000—	Spark Plug (Edison) (Sub. AC600R)
	AC 600 R	B1000—(—)	325000—	Spark Plug (Champion)
	AA 3845 R	B1000—(—)	325000—	Spark Plug (Hot Type) (Edison) (Sub. AA3543R)
	AC 600 R	325000—	Spark Plug (Hot Type) (2 used)
	AC 1330 R	B1000—(—)	325000—	Spark Plug (Auto-Lite Type TD12) (2 used)
	AD 2860 R	B1000—(—)	325000—	Spark Plug (AC77L Comm.) (2 used)
(Parts listed below are not illustrated.)				
	AB 3674 R	B1000—(—)	325000-331499	Magneto, Wico Type X (Sub. for AB201R, AB706R, AB757R or AB2875R)
	AA 3870 R	331500—	Magneto, Wico Type X (Also Order One 3565 Drive Cup)
	AB 210 R	B1000-14037	325000-325600	Magneto (Fairbanks-Morse Type DRV2B) (Sub. AB3674R)
	AB 706 R	B14038-24049	325601-328099	Magneto (Fairbanks-Morse Type DRV2B) (Sub. AB3674R)
		B24500-37037	Magneto (Fairbanks-Morse Type DRV2B) (Sub. AB3674R)
		B39038-44599	Magneto (Fairbanks-Morse Type DRV2B) (Sub. AB3674R)
		B46200-49199	Magneto (Fairbanks-Morse Type DRV2B) (Sub. AB3674R)
	AB 757 R	B24050-24499	328100-331499	Magneto (Wico Type AP) (Sub. AB3674R)
		B37038-39037	Magneto (Wico Type AP) (Sub. AB3674R)
		B44600-46199	Magneto (Wico Type AP) (Sub. AB3674R)
		B49200—(—)	Magneto (Wico Type AP) (Sub. AB3674R)

TRACTORS—MODELS "B" AND "BR"—"BO" (NOT STYLED)

AA3870R WICO MAGNETO (TYPE X) (SUB. FOR AH653R) (ALSO ORDER 1-3565 CUP FOR 331500-)
AND AB3674R WICO MAGNETO (TYPE X) (SUB. FOR AB2875R WICO MAGNETO)

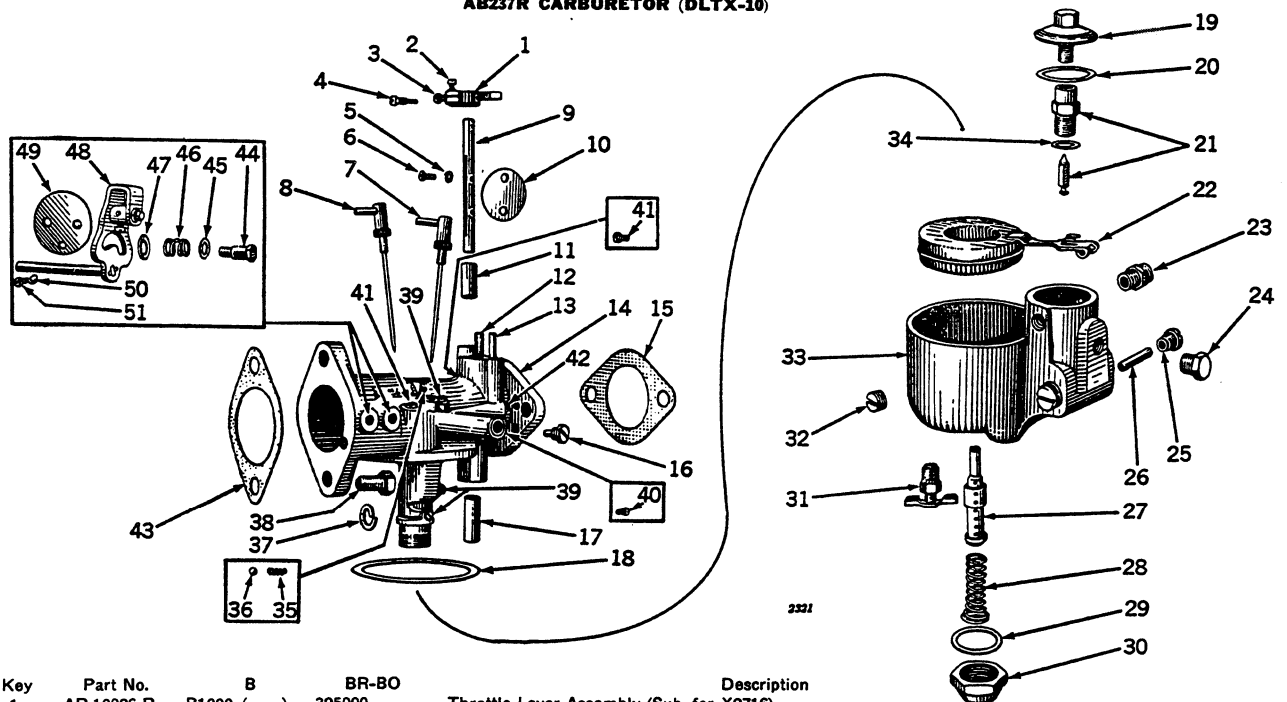


Key	Part No.	Magneto Serial No.	Description	Key	Part No.	Magneto Serial No.	Description
1	6230	XC100-	Nut, Impulse Lock	30	AR 12006 R	XC100-	Coil Group (Sub. for X5700)
2	6274	XC100-	Cup, Impulse Drive (AA3870R only)	31	10383	XC100-	Wedge Coil (2 used)
3	3565	XC100-	Cup, Impulse Drive (AB3674R only)	32	5633	XC100-	Clamp, Coil
4	15-186	XC100-	Spring, Drive	33	12H 35 R	XC100-	Washer, Lock (10 used)
5	16-583	XC100-	Washer, Impulse Spacing	34	21H 973 R	XC100-	Screw (6 used)
6	IVA 583	XC100-	Washer, Impulse Spacing	35	X 5524	XC100-	Core, Coil
7	M 42 XA	XC100-	Washer, Drive Flange Spacer	36	5532	XC100-	Clamp, Condenser
8	2288	XC100-	Retainer, Drive Spring	37	A 765 R	XC100-	Washer, Lock, Breaker Spring
9	2122	XC100-	Spacer	38	21H 964 R	XC100-	Screw, Breaker Spring
10	A 243 X	XC100-	Snap Ring (2 used)	39	B 1085 R	XC100-	Washer (2 used)
11	A 179 X	XC100-	Arm, Trip (2 used)	40	X 5614	XC100-	Condenser
12	X 3114	XC100-	Flange, Drive	41	5077	XC100-	Wiper, Cam (Felt)
13	6204	XC100-	Slinger, Oil	42	10407	XC100-	Washer, Breaker Arm Aligning
14	21H 988 R	XC100-	Screw (4 used)	43	X 5996	XC100-	Breaker Point Assembly (2 used)
15	12H 270 R	XC100-	Washer, Lock (4 used) (Sub. for H666R)	44	6468	XC100-	Felt, Breaker Arm
16	X 5549	XC100-	Impulse Stop Group, with Gasket	45	3219	XC100-	Washer
17	6199	XC100-	Seal, Oil	46	4210	XC100-	Lock, Breaker Arm (Hairpin)
18	5518	XC100-	Spacer	47	5617	XC100-	Arm, Distributor
19	5519	XC100-	Gasket	48	5618	XC100-	Gasket (Sub. for 5644)
20	X 5521	XC100-	Bearing, Cage Group	49	5536	XC100-	Screw
21	5926	XC100-	Shield, Bearing	50	5620	XC100-	Spring, Contact
22	5520	XC100-	Spacer	51	X 6000	XC100-	Interlead, Secondary
23	5516	XC100-	Snap Ring	52	X 5643	XC100-	Cap, Distributor
24	Y 5594	XC100-	Rotor	53	A 3539 R	XC100-	Nipple, Distributor (2 used)
25	XC100-	XC100-	Screw, Cap, 3/8" x 1-1/4" (2 used)	54	IXA 256	XC100-	Washer (4 used)
26	24H 154 R	XC100-	Washer, Lock, 3/8" (2 used)	55	5622	XC100-	Screw (4 used)
27	X 7074	XC100-	Group, Main Housing (Sub. for X5615 and X6500)	56	AA 1222 R	Cable, Spark Plug, L.H. (Sub. AA6141R)
28	A 5272 R	XC100-	Gasket (Sub. for A500R)	57	AB 830 R	Cable, Spark Plug, R.H. (Sub. AA6141R)
29	5610	XC100-	Bushing	58	14H 812 C	XC100-	Nut, 3/8" (Sub. for 14H252R)
					C 2175 R	XC100-	Stud, 3/8" x 1-13/16"

(Parts listed below are an assembly of some of the parts in this grouping.)

10461 XC100- Lock, Distributor Arm
AR 12012 R Kit, Magneto Tune-Up for AA3870R Wico Magneto, Consisting of: X5996 Breaker Point, Replacement Set; X5614 Condenser; 5618 Cover Gasket; 4210 Breaker Arm Lock; A5272R Flange Gasket

AB237R CARBURETOR (DLTX-10)



Key	Part No.	B	BR-BO	Description
1	AR 10026 R	B1000—	325000—	Throttle Lever Assembly (Sub. for X2716)
2	21H 963 R	B1000—	325000—	Clamp Screw, Throttle Lever Adjusting
3	21H 975 R	B1000—	325000—	Screw, Adjusting, Throttle Lever
4	R 10036 R	B1000—	325000—	Screw, Throttle Lever (Packed 2 in a Pkg.) (Sub. for S93B)
5	12H 64 R	B1000—	325000—	Washer, Lock, Throttle Disk Screw (2 used)
6	21H 971 R	B1000—	325000—	Screw, Throttle Disk (2 used)
7	AR 10020 R	B1000—	325000—	Needle, Idle (Sub. for X2461 No. 2)
8	AR 10018 R	B1000—	325000—	Needle, Load (Sub. for X2458 No. 1)
9	R 10061 R	B1000—	325000—	Shaft, Throttle (Sub. for S2369)
10	R 10028 R	B1000—	325000—	Disk, Throttle (Sub. for P1124)
11	R 10138 R	B1000—	325000—	Bushing, Throttle Shaft, Upper (Sub. for 60-458 and S2469)
12	R 10076 R	B1000—	325000—	Spring, Throttle Stop (Sub. for 18-0)
13	R 10037 R	B1000—	325000—	Pin, Stop, Throttle Lever (Sub. for S211G)
14	AR 10025 R	B1000—	325000—	Body, Carburetor (DLTX-10) (Sub. for X2700)
15	321 R*	B1000—	325000—	Gasket, Carburetor to Manifold (Packed 25 in a Pkg.)
16	(R 10053 R	B1000—15984	325000—325560	Plug, Idle (Sub. for S2151D)
	R 10054 R	B15985—	325561—	Plug, Idle (Sub. for S2151E)
17	S 2470	B1000—	325000—	Bushing, Throttle Shaft, Lower (Sub. One R10138R Bushing and One R10151R Plug)
18	R 10026 R*	B1000—	325000—	Gasket, Bowl (Packed 10 in a Pkg.) (Sub. for P951)
19	AR 10021 R	B1000—	325000—	Strainer, Complete (Packed 2 in a Pkg.) (Sub. for X2462)
20	R 10025 R*	B1000—	325000—	Gasket, Strainer (Packed 10 in a Pkg.) (Sub. for P950)
21	AR 10077 R	B1000—	325000—	Float Valve and Seat Assembly (Sub. for X2653)
22	(AR 10010 R	B1000—	325000—	Screw and Washer, Float (Packed 10 in a Pkg.) (Sub. for Z1178B)
	AR 10066 R	B1000—	325000—	Float and Lever Assembly (Packed 2 in a Pkg.) (Sub. for X2457 and 30-635)
	R 10023 R	B1000—	325000—	Lever, Float (Sub. for P947)
23	A 258 R	B1000—	325000—	Connector (Sub. for D392R)
24	R 10160 R	B1000—	325000—	Plug, Pipe, Hex. Head (Sub. for S98)
25	R 10050 R	B1000—	325000—	Screw, Float Bearing (2 used) (Sub. for S2147)
26	R 10049 R	B1000—	325000—	Pin, Float, Pivot (Packed 2 in a Pkg.) (Sub. for S2146)
27	R 10064 R	B1000—	325000—	Nozzle (Sub. for S2439)
28	R 10078 R	B1000—	325000—	Spring, Nozzle Retaining (Packed 2 in a Pkg.) (Sub. for 25J)
29	R 10014 R*	B1000—	325000—	Gasket, Bowl Nut (Sub. for P710)
30	R 10063 R	B1000—	325000—	Nut, Bowl Retaining (Sub. for S2424)
31	AR 10075 R	B1000—	325000—	Cock, Drain (Packed 5 in a Pkg.) (Sub. for 87-3)
32	B 1107 R	B1000—	325000—	Plug, Pipe, Headless (Sub. for S98B)
33	R 10009 R	B1000—	325000—	Bowl Casting (Sub. for DLT-13)
34	R 10172 R	B1000—	325000—	Gasket, Float Valve Seat (Sub. for P1209)
35	R 10075 R	B1000—	325000—	Spring, Friction Ball (2 used) (Sub. for 1K)
36	R 10038 R	B1000—	325000—	Friction Ball, Needle Valve (2 used) (Sub. for S251A)
37	12H 11 R	B1000—	325000—	Washer, Lock, 3/8" (4 used)
38	19H 218 D	B1000—	325000—	Screw, Cap, 3/8" x 1" (4 used) (Sub. for 19H211R)
39	R 10067 R	B1000—	325000—	Screw, Plug, for Drilled Holes (4 used) (Sub. for S2502)
40	R 10045 R	B1000—	325000—	Plug, Drill, 7/32" -32 (Sub. for S1506)
41	15-223**	B1000—	325000—	Plug, Drill, 1/4" -28 (Sub. for S2041)
42	R 10041 R	B1000—	325000—	Plug, Drill (Sub. for S763)
43	D 1034 R*	B1000—	325000—	Gasket (Packed 25 in a Pkg.)
44	R 10057 R	B1000—	325000—	Screw, Choke Friction Spring (Sub. for S2154)
45	R 10010 R	B1000—	325000—	Washer, Choke Lever Friction Spring (Sub. for P52)
46	R 10079 R	B1000—	325000—	Spring, Choke Lever Friction (Sub. for 25V)
47	R 10147 R	B1000—	325000—	Washer, Choke Friction (Sub. for P850)
48	(21H 971 R	B1000—	329931—	Screw in Swivel Pin in Choke Lever
	AB 1843 R	B1000—	325000—	Choker Lever and Shaft Assembly
	B 1663 R	B1000—	325000—	Pin, Swivel
	B 1664 R	B1000—	325000—	Washer on Swivel Pin
49	R 10027 R	B1000—	325000—	Disk, Choke, Air Valve (Sub. for P1123)
50	A 765 R	B1000—	325000—	Washer, Lock, Choke Disk Screw (2 used)
51	21H 962 R	B1000—	325000—	Screw, Choke Disk (2 used)


(Parts listed below consists of some of the parts in this grouping.)

AB 3964 R	B1000—	325000—	Kit, Carburetor Parts (For AB237R Carburetor)
AA 4991 R	B1000—	325000—	Gasket Set, Carburetor Service (Consists of Parts Marked with an Asterisk "**")
AR 21653 R	B1000—	325000—	Kit, Carburetor Choke Lever

*See AA4991R

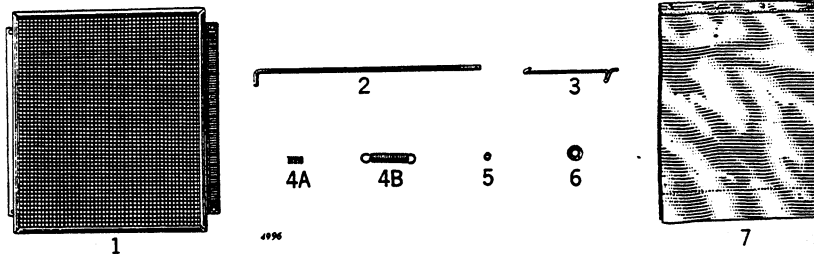
**Furnished by the John Deere Dubuque Tractor Works

COOLING SYSTEM



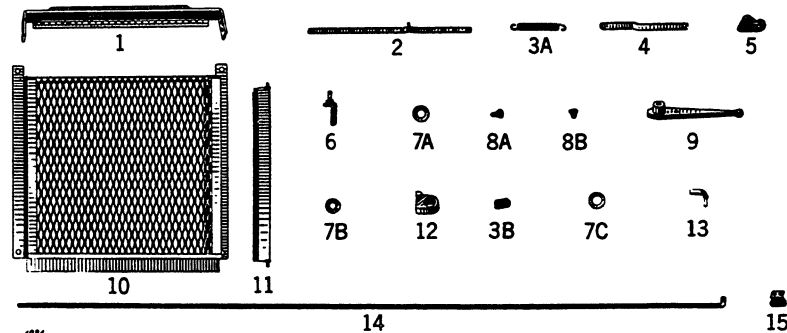
Key	Part No.	B	BR-BO	Description
1	AA 795 R	B1000-59999	325000-	Cap, Radiator, Complete
2	AA 796 R	B1000-59999	325000-	Head, A1198R, with Stud, Radiator Filler Cap
3	D 319 R	B1000-59999	325000-	Cap, Radiator Filler
4	D 126 R	B1000-59999	325000-	Baffle, Radiator Cap
5	D 473 R	B1000-59999	325000-	Gasket, Radiator Filler Cap
6	D 362 R	B1000-59999	325000-	Bar Clamp, Radiator Filler Cap
7	15H 237 R	B1000-42199	325000-328999	Pipe, Plug, Upper Water Pipe
8A	AB 318 R	B1000-42199	325000-	Pipe, B403R, Upper Water Outlet
	B 405 R	B1000-42199	325000-	Pipe, only, Upper Water Outlet
8B	AB 1255 R	B42200-59999	325000-328999	Pipe, B403R, Upper Water Outlet (Sub. for AB590R)
	B 759 R	B42200-59999	325000-	Pipe, only, Upper Water Outlet
8C	AB 1255 R	B42200-59999	325000-	Pipe, B403R, Upper Water Outlet
	AB 1255 R	B42200-59999	325000-	Pipe, only, Upper Water Outlet (Sub. for B1001R)
8D	AB 1631 R	B1000-59999	325000-	Pipe, B1315R, Upper Water Outlet
9A	B 404 R	B1000-59999	325000-328999	Gasket, Cylinder Water Pipe Outlet
9B	B 1316 R	B1000-59999	325000-	Gasket, Cylinder Water Pipe Outlet
9C	B 397 R	B1000-59999	325000-	Gasket, Radiator Core, Top and Bottom
10A	B 394 R	B1000-59999	325000-	Tank, Radiator Top
10B	B 758 R	B1000-59999	325000-	Tank, Radiator Top
11	AA 883 R	B12743-()	325366-	Heat Indicator
12	14H 631 R	B1000-()	325000-	Nut, Heat Indicator Stud
13	A 1248 R	B12743-()	325366-	Bushing, Heat Indicator Tube
14A	A 1247 R	B12743-59999	325366-	Bracket, Heat Indicator
14B	A 1284 R	B1000-12742	325000-325365	Bracket, Heat Indicator
15	B 1986 R	B1000-()	330378-	Clip on Heat Indicator Tube
16A	B 400 R	B1000-()	325000-	Pipe, Radiator Water, Inlet
16B	B 760 R	B1000-42199	325000-	Pipe, Lower Water
16C	B 401 R	B1000-42199	325000-	Pipe, Lower Water
	B 1008 R	B42200-()	325000-	Pipe, Lower Water
16D	C 251 R	B1000-59999	325000-	Pipe, Radiator Water Inlet
	C 251 R	B1000-59999	325000-	Pipe, Radiator Bottom Outlet
	C 251 R	B1000-59999	325000-	Pipe, Cylinder Head Inlet
17	D 488 R	B1000-()	325000-	Stud, Air Cleaner Bracket to Radiator Top Tank, 1/2" x 2"
18	B 398 R	B1000-()	325000-	Strap, Radiator
19	D 2304 R	B1000-()	325000-	Clamp, Lower Water Pipe Hose
	D 2304 R	B1000-()	325000-	Clamp, Upper Water Pipe Hose
20	B 402 R	B1000-()	325000-	Hose, Lower Water Pipe
	B 406 R	B1000-()	325000-	Hose, Upper Water Pipe
21	AB 354 R	B1000-59999	325000-328999	Core, Radiator
	AB 1627 R	B1000-59999	325000-	Core, Radiator
22	B 396 R	B1000-59999	325000-	Side, Radiator
23	B 395 R	B1000-59999	325000-	Tank, Radiator Bottom
24	AB 229 R	B1000-59999	325000-	Shroud

RADIATOR GUARD AND CURTAIN



Key	Part No.	B	BR-BO	Description
1	AB 417 R	B1000-34951	325000-327157	Guard, Radiator
2	B 41 R	B1000-34951	325000-327157	Roller, Radiator Curtain
3	B 40 R	B1000-34951	325000-327157	Clip, Radiator Curtain
4A	B 423 R	B1000-34951	325000-327157	Spring, Radiator Curtain Roller
4B	372 R	B1000-34951	325000-327157	Spring, Radiator Curtain
5	D 1856 R	B1000-24624	325000-326421	Spacer, Guard to Radiator
6	24H 154 R	B1000-34951	325000-327157	Washer, Radiator Curtain Roller
7	AB 221 R	B1000-34951	325000-327157	Curtain, Radiator

AB1079R RADIATOR SHUTTER

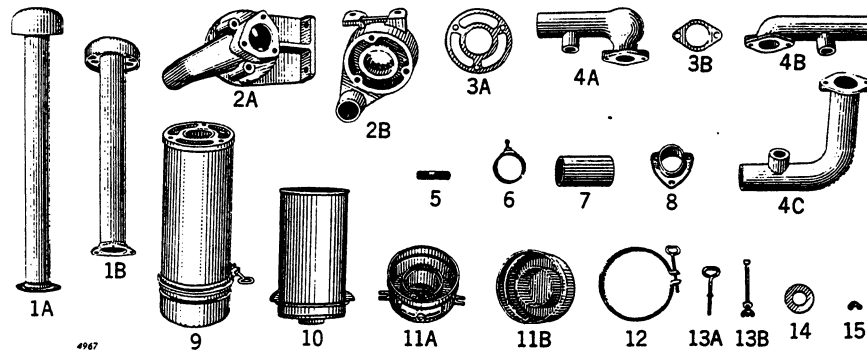


Key	Part No.	B	BR-BO	Description
1	AB 1243 R	B1000-59999	325000-	Top, Tie Bar and Bearing Bar Assembly
2	AB 1242 R	B1000-59999	325000-	Operating Bar and Stud Assembly
3A	A' 1999 R	B1000-()	325000-	Spring, Radiator Shutter
3B	A 1785 R	B1000-59999	325000-	Spring, Radiator Shutter Control
4	A 1857 R	B1000-59999	325000-	Link, Bell Crank Operating
5	AA 1522 R	B1000-()	325000-	Bell Crank and Bushing Assembly
6	AA 1521 R	B1000-59999	325000-	Bracket, Bell Crank and Stud Assembly
7A	A 1853 R	B1000-59999	325000-	Washer, Bell Crank Retaining
7B	24H 154 R	B1000-59999	325000-	Washer, Radiator Shutter Control Lever Spring
7C	24H 132 R	B1000-59999	325000-	Washer on Radiator Shutter Control Rod
8A	A 1854 R	B1000-()	325000-	Rivet, Operating Link to Bell Crank
8B	A 1855 R	B1000-()	325000-	Rivet, Operating Bar to Shutter
9	A 1786 R	B1000-59999	325000-	Lever, Radiator Shutter Control
10	AB 1241 R	B1000-59999	325000-	Frame and Bearing Bar Assembly
11	AB 1240 R	B1000-59999	325000-	Shutter Blade and Pivot Pin Assembly
12	A 1787 R	B1000-59999	325000-	Bracket, Radiator Shutter Control
13	D 157 R	B1000-59999	325000-	End, Radiator Shutter Control Rod
14	(B 952 R	B1000-42199	Rod, Shutter Control
	(B 954 R	325000-	Rod, Shutter Control
	(B 1099 R	B42200-59999	Rod, Shutter Control
15	A 1890 R	B42200-59999	Guide, Shutter Control Rod

(Part listed below is not illustrated.)

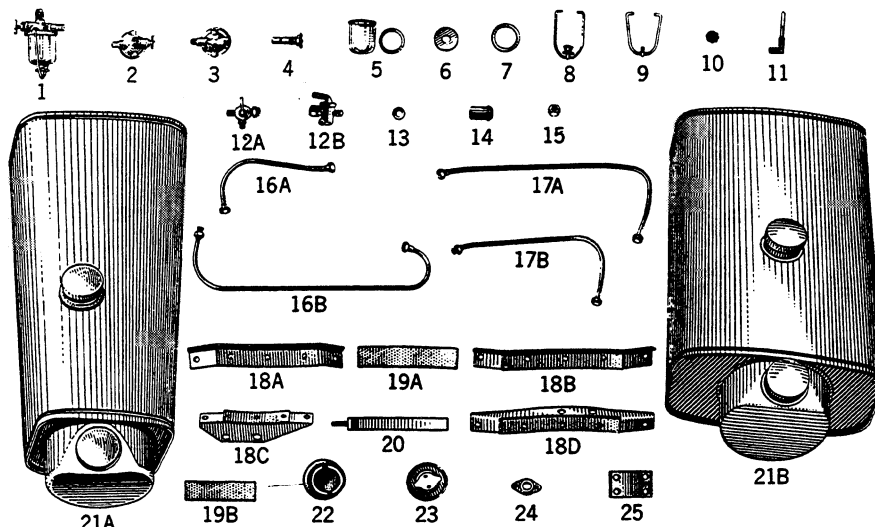
AB 1079 R	B1000-59999	325000-	Shutter, Radiator
-----------	-------------	---------	-------------------

AIR CLEANER



Key	Part No.	B	BR-B0	Description
1A	AB 239 R	B1000-59999	Stack, Air Cleaner Intake
1B	(AB 649 R	B1000-(—)	Stack, Air Cleaner Intake (Low)
	AB 649 R	325000-	Stack, Air Cleaner Intake (BR only)
2A	AB 327 R	B1000-59999	Bracket, B79R, with Fin, Air Cleaner
2B	AB 616 R	325000-	Bracket, B796R, with Fin, Air Cleaner
3A	R 20029 R	B1000-(—)	325000-	Gasket, Air Cleaner to Bracket (Sub. for B80R)
3B	D 1034 R	B1000-(—)	325000-	Gasket, Elbow to Carburetor
4A	B 76 R	B1000-42199	Elbow, Carburetor Air Intake
4B	(B 778 R	325000-328999	Elbow, Carburetor Air Intake
	B 1488 R	329000-	Elbow, Carburetor Air Intake
4C	B 1100 R	B42200-59999	Elbow, Carburetor Air Intake
5	D 488 R	325000-	Stud, Air Cleaner Bracket to Radiator Top Tank, 1/2" x 2"
6	B 78 R	B1000-(—)	325000-	Clamp, Air Cleaner Elbow Hose
7	B 77 R	B1000-(—)	325000-	Hose, Air Cleaner Elbow to Carburetor
8	AB 545 R	325000-	Stack, Air Cleaner Intake
9	(AB 4233 R	B1000-(—)	Air Cleaner, Complete (Sub. for AB1624R and AB3475R)
	AB 1572 R	325000-	Air Cleaner, Complete with Fan Shaft Support (Sub. One AB3475R Air Cleaner and One B650R Fan Shaft Support on 325000-325560 and AB3475R Air Cleaner only on 325561-)
10	AB 388 R	B1000-59999	325000-328999	Body, Air Cleaner
	AB 1574 R	329000-329301	Body, Air Cleaner
11A	AB 389 R	B1000-(—)	325000-329301	Cup, Air Cleaner, with Bottom Strap and Retaining Bolts
11B	AB 3477 R	329302-	Oil Cup, Complete (Sub. for AB1626R) (Also Parts for B1000-(—) Equipped with AB1624R Air Cleaner and 325000-329301 Equipped with AB1572R Air Cleaner)
12	AB 1629 R	329302-	Clamp, Oil Cup (Also Parts for B1000-(—) Equipped with AB1624R Air Cleaner and 325000-329301 Equipped with AB1572R Air Cleaner)
13A	B 1569 R	329302-	Bolt, Oil Cup Clamp (Also Parts for B1000-(—) Equipped with AB1624R Air Cleaner and 325000-329301 Equipped with AB1572R Air Cleaner)
13B	(AB 390 R	B1000-21887	325000-326217	Bolt, Cup Retaining, with Nut and Washer
	(AB 822 R	B21888-(—)	326218-329301	Bolt, with Nut, Cup Retaining
14	24H 143 R	B1000-(—)	325000-329301	Washer, Cup Retaining Bolt
15	C 1572 R	B1000-(—)	325000-329301	Nut, Wing, Cup Retaining Bolt


FUEL SYSTEM



FUEL SYSTEM—Continued

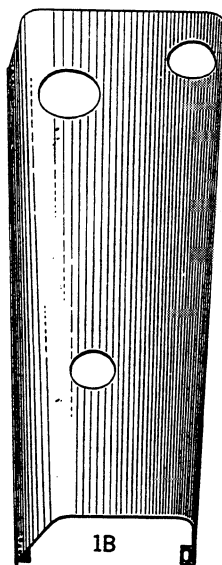
Key	Part No.	B	BR-BO	Description
1	AA 499 R	B1000—()	325000—	Filter, Fuel
2	AC 1079 R	B1000—()	325000—	Body and Shut-Off Valve, Fuel Filter
3	AC 1316 R	B1000—()	325000—	Body, Fuel Filter (Sub. for C2378R)
4	AC 1080 R	B1000—()	325000—	Valve, Fuel Filter
5	AA 4507 R	B1000—()	325000—	Bowl and Gasket, Fuel Filter (Glass) (Sub. for AA2064R)
6	AA 519 R	B1000—()	325000—	Screen, Fuel Filter
7	C 1778 R	B1000—()	325000—	Gasket, Fuel Filter, Cork
8	AA 335 R	B1000-1943	Clamp, Fuel Filter, Adjusting
9	AA 517 R	B1000—()	325000—	Clamp, Fuel Filter Bowl
10	AA 518 R	B1000—()	325000—	Nut with Washer, Fuel Filter Bowl Clamp
11	A 2956 R	B1000—()	Strainer, Gasoline Elbow
12A	AD 680 R	B1000-11621	Cock, Three-Way Fuel
12B	AB 609 R	B11622-59999	325000—	Cock, Three-Way Fuel
13	D 2122 R	B1000—()	325000—	Washer, Packing, Three-Way Fuel Cock
14	E 2150 R	B1000—()	325000—	Gland, Solder Bushing, on Gasoline and Fuel Pipes (Used only on Copper Pipes)
15	A 2069 R	B1000—()	325000—	Nut, Solder Bushing, on Gasoline and Fuel Pipes (Used only on Copper Pipes)
16A	AB 1773 R	B11622-59999	325000—	Pipe, Gasoline
16B	AB 227 R	B1000-11621	Pipe, Gasoline
17A	AB 1774 R	B11622-59999	325000—	Pipe, Fuel
17B	AB 228 R	B1000-11621	Pipe, Fuel
18A	AB 225 R	B1000-59999	Pipe, Fuel
18B	AB 611 R	325000—	Support, Fuel Tank, Front, with Cushion
18C	AB 226 R	B1000-59999	Support, Fuel Tank, Front, with Cushion
18D	AB 612 R	325000—	Support, Fuel Tank, Rear, with Cushion
19A	(A 442 R	B1000—()	325000—	Support, Fuel Tank, Rear, with Cushion
	(A 442 R	325000—	Cushion, Fuel Tank Front Support
19B	B 44 R	B1000-59999	Cushion, Fuel Tank Rear Support
20	AA 270 R	B1000-59999	Cushion, Fuel Tank Rear Support
21A	(AB 357 R	B1000-1509	Strap, Fuel Tank
	(AB 419 R	B1510-42199	Tank, Fuel
	(AB 1108 R	B42200-59999	Tank, Fuel
21B	AB 606 R	325000—	Tank, Fuel
22	A 4872 R	B1000-59999	325000—	Flange, Fuel Tank Filler (Sub. for D1837R)
23	AD 709 R	B1000—()	325000—	Cap, Filler
24	(A 460 R	B1000—()	325000—	Flange, Gasoline Outlet
	(D 82 R	B1000—()	325000—	Flange, Fuel Outlet
25	B 797 R	325000—	Plate, Fuel Tank Rear Support

HOODS




1A

2A



1B

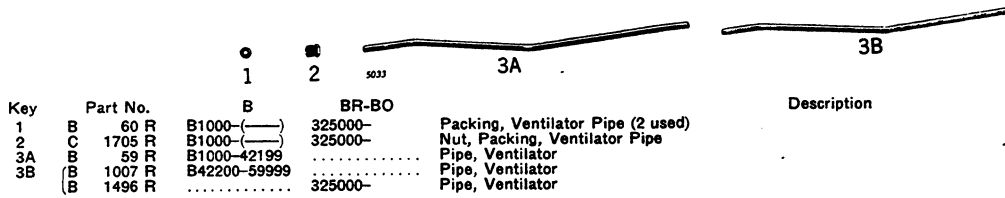


1C

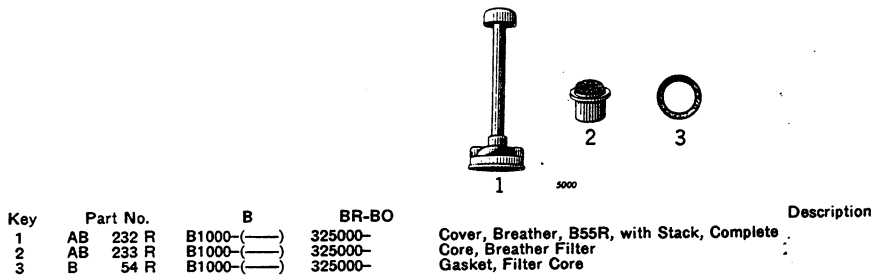
2B

Key	Part No.	B	BR-BO	Description
1A	AB 3093 R	325000—	Hood, Complete (BO only) (Also Parts for BR Tractors Equipped with Special Orchard Hood) (Sub. for AB544R)
1B	(AB 230 R	B1000-1509	Hood, Complete
	(AB 403 R	B1510-42199	Hood, Complete
	(AB 1263 R	B42200-59999	Hood, Complete
1C	AB 3094 R	325000—	Hood, Complete (BR only) (Sub. for AB610R)
2A	C 1573 R	B1000-59999	325000—	Clip, Hood
2B	(A 230 R	B1000-59999	325000—	Bracket, Hood Clip, R.H.
	(A 532 R	B1000-59999	325000—	Bracket, Hood Clip, L.H.

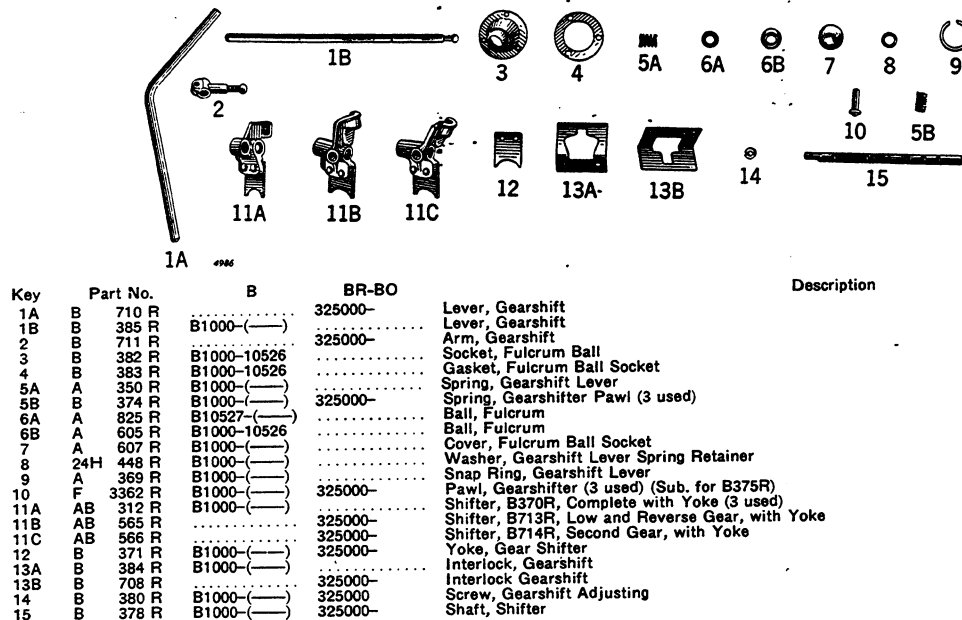
CRANKCASE VENTILATOR



CRANKCASE BREATHER



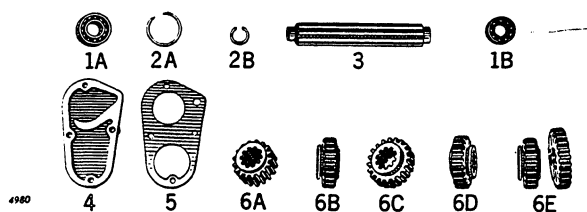
GEAR SHIFT



(Part listed below is not illustrated.)
18H 30 R

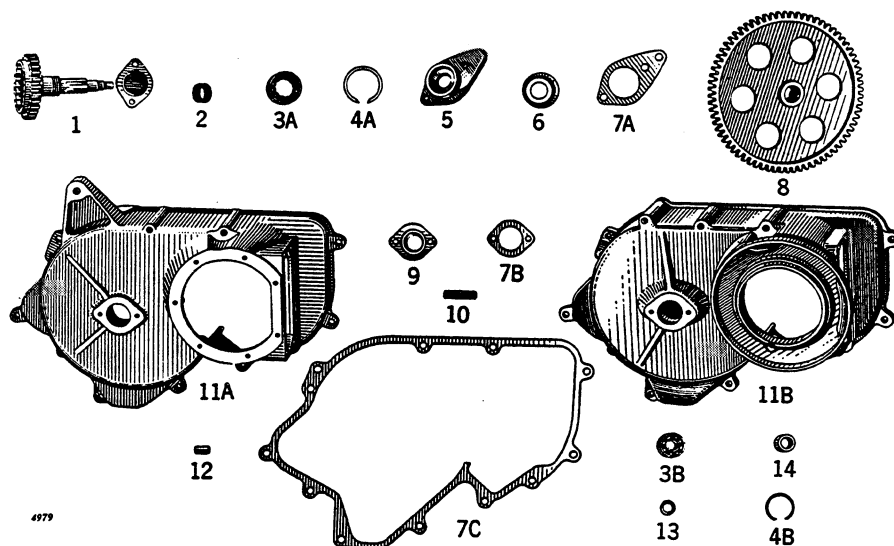
325000— Pin (Rivet) Gearshift Lever Oil Control

SLIDING GEAR SHAFT



Key	Part No.	B	BR-BO	Description
1A	JD 7664 R	B1000—()	325000—	Bearing, Sliding Gear Shaft, L.H.
1B	JD 7678 R	B1000—()	325000—	Bearing, Sliding Gear Shaft, R.H.
2A	B 334 R	B1000—()	325000—	Snap Ring, Sliding Gear Shaft, L.H. Bearing (2 used)
2B	A 378 R	331661—	Snap Ring, Sliding Gear Shaft, L.H. Bearing (Parts for Tractors B1000—() and 325000-331660 on Which the Sliding Gear Shaft has been replaced with Assembly AB1175R, Sliding Gear Shaft and Snap Ring)
3	AB 1175 R	B1000—()	325000—	Shaft, Sliding Gear, with Snap Ring
4	B 331 R	B1000—()	325000—	Cover, Sliding Gear Shaft, L.H. Bearing
5	B 330 R	B1000—()	325000—	Gasket, Sliding Gear and Countershaft L.H. Bearing Cover
6A	B 341 R	B1000—()	325000—	Pinion, First Speed Sliding (17 Teeth) (Sub. for AB4183R)
6B	B 1370 R	B2036—()	Pinion, Second Speed Sliding (20 Teeth) (Sub. for AB4185R) (On B1000-2035 Also Order One B1369R)
6C	B 343 R	B1000—()	325000—	Pinion, Sliding Gear Shaft Drive (20 Teeth) (Sub. for AB4192R)
6D	B 1374 R	325000—	Pinion, Second Speed Sliding (22 Teeth) (Sub. for AB4183R)
6E	AB 338 R	B1000-2035	Gear, Countershaft, Second Speed B1369R, and Second Speed Sliding Pinion B1370R

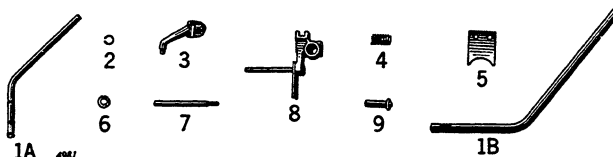
OVERDRIVE GEAR AND SHAFT AND FIRST REDUCTION GEAR



Key	Part No.	B	BR-BO	Description
1	(AB 4159 R AB 4158 R)	B36815—() B1000-36814 325000—	Gear and Shaft, B1372R, Overdrive, with Nut (26 Teeth Outside and 20 Teeth Inside) (Sub. for AB1495R) Gear and Shaft, B1376R, Overdrive, with Nut and Bearing Cover (28 Teeth Outside and 20 Teeth Inside) (Sub. for AB1496R)
2	B 611 R	B12046—()	325000—	Collar, Sliding Gear Shaft Drive Gear
3A	AA 6619 R	B1000—()	325000—	Bearing, Overdrive Gear and Shaft, L.H. End (Sub. for JD7538R)
3B	JD 7677 R	B1000—()	325000—	Bearing, Overdrive Gear and Shaft, R.H. End
4A	B 334 R	B1000—()	325000—	Snap Ring, Overdrive Gear and Shaft, Inside Bearing
4B	B 152 R	B1000—()	325000—	Snap Ring, First Reduction Gear (2 used)
5	AB 546 R	B1000—()	325000—	Cover, B619R, Overdrive Gear and Shaft, L.H. Bearing
6	B 620 R	B1000—()	325000—	Retainer, Overdrive Gear and Shaft, L.H. Bearing Cover
7A	B 335 R	B1000—()	325000—	Gasket, Overdrive Gear and Shaft, L.H. Bearing Cover
7B	B 156 R	B1000—()	325000—	Gasket, Overdrive, R.H. Bearing Cover
7C	B 154 R	B1000—()	325000—	Gasket, First Reduction Gear Cover
8	AB 4138 R	B1000—()	325000—	Gear, First Reduction (Sub. for B240R and AB3212R)
9	B 157 R	B1000—()	325000—	Cover, Overdrive, R.H. Bearing
10	K 3083 R	B1000—()	325000-332808	Stud, First Reduction Gear Cover to Case, 7/16" x 1-7/8" (1 used)
11A	(AB 1234 R B 148 R)	B1000—() 325000—	Cover, B1688R or B1858R, First Reduction Gear, with Pulley Dust Shield with Oil Seal, and Gasket Cover, First Reduction Gear (Sub. AB1234R)
11B	(AB 1390 R B 748 R)	325000—	Cover, B748R, First Reduction Gear, with Shroud and Dust Shield Cover, First Reduction Gear (Sub. AB1390R)
12	A 4879 R	B1000—()	325000—	Pin, Dowel First Reduction Gear Cover (2 used) (Sub. for B153R)
13	B 2274 R	325000—	Washer, Overdrive Gear and Shaft End (Sub. for 24H205R)
14	B 344 R	B1000—()	325000—	Spacer, First Reduction Gear (Sub. for AB4108R)

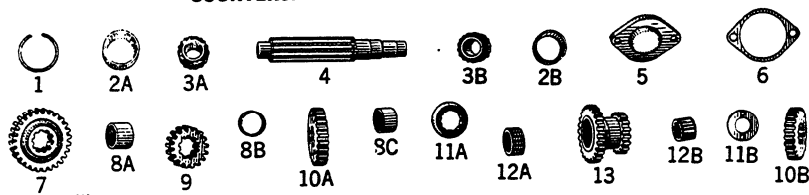
TRACTORS—MODELS "B" AND "BR"—"BO" (NOT STYLED)

OVERDRIVE GEAR SHIFT



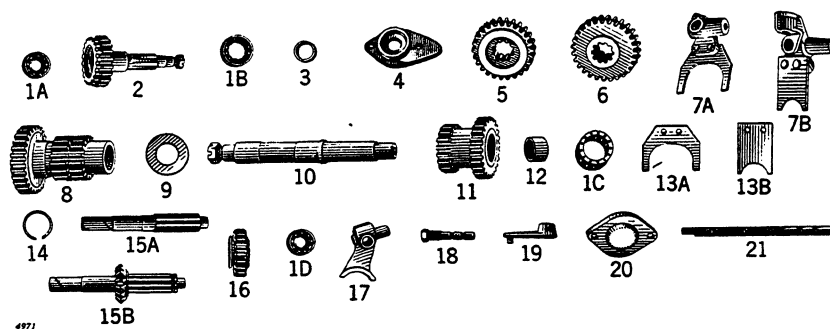
Key	Part No.	B	BR-BO	Description
1A	B 386 R	B1000—()	325000—	Handle, Overdrive Shifter
1B	B 709 R	B1000—()	325000—	Handle, Overdrive Shifter
2	B 387 R	B1000—()	325000—	Snap Ring, Overdrive Shifter Handle
3	B 388 R	B1000—()	325000—	Lever, Overdrive Shifter
4	B 374 R	B1000—()	325000—	Spring, Overdrive Shifter Pawl
5	B 371 R	B1000—()	325000—	Yoke, Overdrive Shifter
6	A 147 R	B1000—()	325000—	Washer, Key, Overdrive Shifter
7	(B) 377 R	B1000—()	325000—332094	Pin, Reverse Lockout
8	(B) 1984 R	B1000—()	332095—	Pin, Reverse Lockout
9	AB 313 R	B1000—()	325000—	Shifter, Overdrive, B376R, with Yoke and Reverse Lockout Pin
	F 3362 R	B1000—()	325000—	Pawl, Overdrive Gear Shifter (Sub. for B375R)

COUNTERSHAFT AND COUNTERSHAFT IDLER GEAR



Key	Part No.	B	BR-BO	Description
1	A 365 R	B1000—()	325000—	Snap Ring, Countershaft, L.H. Bearing
2A	JD 7405 R	B1000—()	325000—	Cup, Countershaft, L.H. Bearing
2B	JD 7404 R	B1000—()	325000—	Cup, Countershaft, R.H. Bearing
3A	JD 7367 R	B1000—()	325000—	Cone with Rollers, Countershaft, L.H. Bearing
3B	JD 7209 R	B1000—()	325000—	Cone with Rollers, Countershaft, R.H. Bearing
4	B 321 R	B1000—()	325000—	Countershaft
5	B 333 R	B1000—()	325000—	Housing, Countershaft, R.H. Bearing
6	(B) 332 R	B1000—()	325000—	Gasket, Countershaft, R.H. Bearing Housing (Thin)
	(B) 332 R	B1000—()	325000—	Gasket, Countershaft, R.H. Bearing Housing (Thick) (Sub. for B339R)
	(B) 340 R	B1000—()	325000—	Shim, Countershaft, R.H. Bearing Housing (Steel)
7	B 329 R	B1000—()	325000—	Gear, First Speed Countershaft (28 Teeth) (Sub. for AB4118R)
8A	B 328 R	B1000—()	325000—	Spacer, First Speed Gear
8B	B 327 R	B1000—()	325000—	Spacer, Differential Drive Pinion
8C	B 325 R	B1000—()	325000—	Spacer, Second Speed Gear
9	B 1368 R	B1000—()	325000—	Pinion, Differential Drive (17 Teeth) (Sub. for AB4180R)
10A	B 1369 R	B2036—()	325000—	Gear, Second Speed Countershaft (25 Teeth) (Sub. for AB4120R)
10B	B 1373 R	B1000—()	325000—	Gear, Second Speed Countershaft (23 Teeth) (Sub. for AB4123R)
11A	B 324 R	B1000—()	325000—	Washer, Idler Gear Thrust, L.H. (Sub. for AB4221R)
11B	B 323 R	B1000—()	325000—	Washer, Idler Gear Thrust, R.H.
12A	JD 7527 R	B1000—()	325000—	Roller Assembly, Countershaft Idler, L.H. Bearing
12B	JD 7528 R	B1000—()	325000—	Roller Assembly, Countershaft Idler, R.H. Bearing
13	(B) 1371 R	B36815—()	325000—	Gear, Countershaft Idler (19 Teeth and 25 Teeth) (Sub. for AB4126R)
	(B) 1375 R	B1000—36814	325000—	Gear, Countershaft Idler (17 Teeth and 25 Teeth) (Sub. for AB4125R)

AB1410R, AB1432R AND AB2946R SLOW SPEED GEAR ASSEMBLIES



TRACTORS—MODELS "B" AND "BR"—"BO" (NOT STYLED)

25

AB1410R, AB1432R, AND AB2846R SLOW SPEED GEAR ASSEMBLIES—Continued

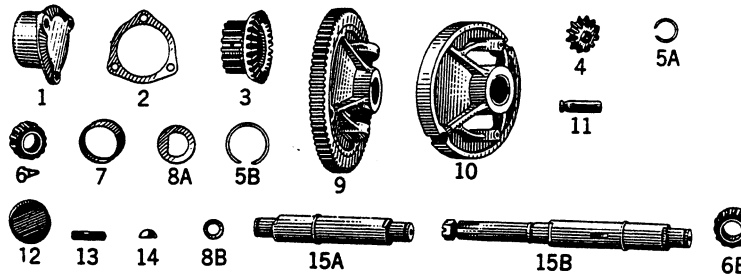
Key	Part No.	B	BR-BO	Description
1A	JD 7661 R	B54634	328629	Bearing, Sliding Gear Shaft, R.H.
1B	JD 7954 R	B54634	328629	Bearing, Underdrive Gear and Shaft, L.H.
1C	JD 7910 R	B54634	328629	Bearing, Countershaft Idler
1D	JD 7687 R	B54634	328629	Bearing, Powershaft Drive Shaft, R.H.
2	AB 4162 R	B54634	328629	Gear, B1261R, and Shaft, with Nut Underdrive (20 Teeth) (Sub. for AB1415R)
3	B 1262 R	B54634	328629	Collar, Oil, Overdrive Gear and Shaft
4	AB 1416 R	B54634	328629	Cover, B1263R, with Retainer, Underdrive Gear and Shaft L.H. Bearing
5	B 1260 R	B54634	328629	Pinion, Sliding Gear Shaft Drive (26 Teeth) (Sub. for AB4194R)
6	B 1259 R	B54634	328629	Pinion, High Speed Sliding (28 Teeth) (Sub. for AB4177R)
7A	AB 1417 R	B54634	328629	Shifter, B1264R, Underdrive Gear
7B	AB 1425 R	B54634	328629	Shifter, B1269R, High Speed Gear
8	B 1257 R	B54634	328629	Gear, Countershaft Cluster (17 Teeth—17 Teeth—28 Teeth) (Sub. for AB4132R)
9	B 1254 R	B54634	328629	Washer, Countershaft Idler R.H. Thrust
10	AB 1422 R	B54634	328629	Countershaft, with Nut
11	B 1256 R	B54634	328629	Gear, Countershaft Idler (19 and 25 Teeth) (Sub. for AB4129R)
12	B 1253 R	B54634	328629	Spacer, Countershaft Idler Gear Bearing (Sub. for AB4112R)
13A	B 1265 R	B54634	328629	Yoke, Underdrive Shifter
13B	B 1268 R	B54634	328629	Yoke, High Speed Gear Shifter
14	A 562 R	B54634	328629	Snap Ring, Powershaft Drive Shaft
15A	B 1248 R	B54634	328629	Shaft, Powershaft Drive
15B	AB 1411 R	B54634	328629	Shaft, Powershaft Drive, with Bevel Pinion (Sub. One 26H19R, One B587R and One B1248R)
16	B 1249 R	B54634	328629	Gear, Powershaft Sliding (18 Teeth) (Sub. for AB4156R)
17	B 1251 R	B54634	328629	Shifter, Powershaft
18	B 1250 R	B54634	328629	Shaft, Powershaft Shifter
19	A 552 R	B54634	328629	Arm, Powershaft Shifter (Sub. for B1252R)
20	B 1258 R	B54634	328629	Cover, Countershaft R.H. Bearing
21	B 1266 R	B54634	328629	Shaft, Gear Shifter

AB1298R AND AB1588R HIGH SPEED GEAR ASSEMBLIES



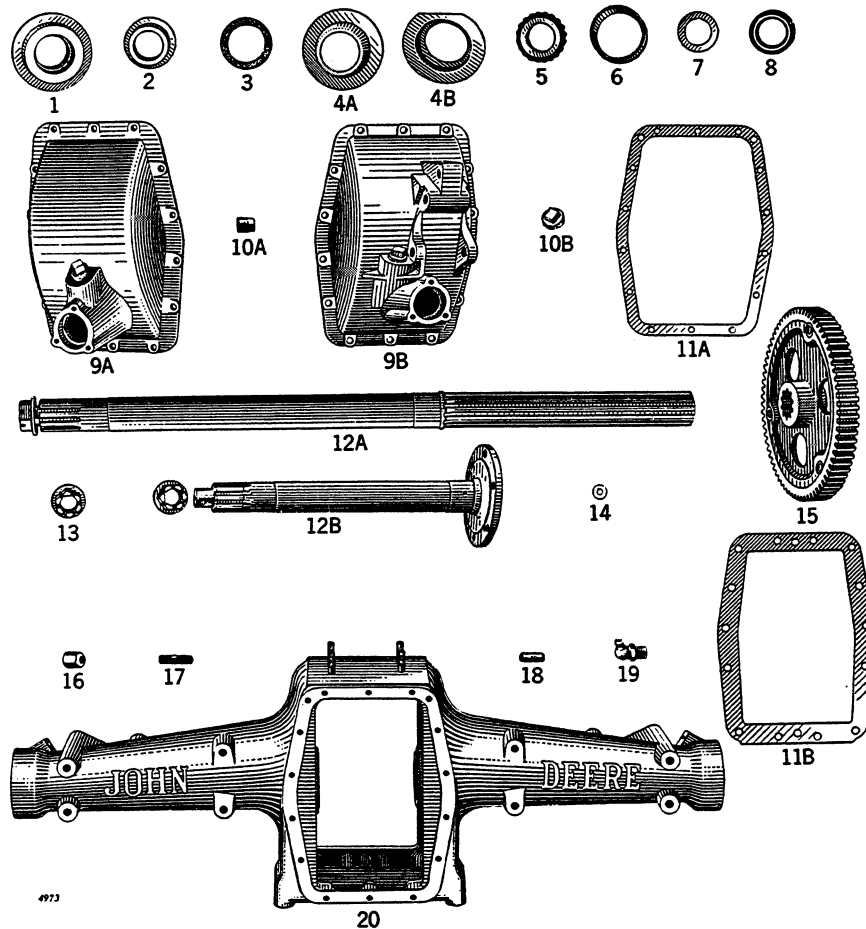
Key	Part No.	B	BR-BO	Description
1	AB 4164 R	B14783	325582	Gear, B1377R, and Shaft, Overdrive, with Nut (28 Teeth Outside and 16 Teeth Inside) (Sub. for AB1385R)
2	B 1378 R	B14783	325582	Gear, Countershaft Idler (17 Teeth and 29 Teeth) (Sub. for AB4131R)
3	B 1170 R	B14783	325582	Pinion, Sliding Gear Shaft Drive (16 Teeth) (Sub. for AB4196R)
4	B 599 R	B14783	325582	Gear, Powershaft Sliding (26 Teeth) (Sub. for AB4152R)
5	B 1171 R	B14783	325582	Shifter, Powershaft
6	B 1172 R	B14783	325582	Shaft, Powershaft Shifter
7	AB 4189 R	325000	325000	Pinion, Second Speed Sliding (24 Teeth) (Sub. for B1277R)
8	AB 4124 R	325000	325000	Gear, Second Speed Countershaft (21 Teeth) (Sub. for B1276R)

DIFFERENTIAL



Key	Part No.	B	BR-BO	Description
1	B 191 R	B1000	325000	Quill, Differential Bearing (Used on Tractors with Differential Brakes)
2	(B 192 R	B1000	325000	Gasket, Differential Bearing Quill (Thin)
	(B 193 R	B1000	325000	Gasket, Differential Bearing Quill (Thick)
	(B 194 R	B1000	325000	Shim, Differential Bearing Quill (Steel)
3	B 1423 R	B1000	325000	Gear and Spur Pinion, Differential Bevel (Sub. for AB4136R)
4	B 184 R	B1000	325000	Pinion, Differential Bevel (Sub. for AB4178R)
5A	(B 1402 R	329000	329000	Snap Ring on Differential Shaft, R.H. and L.H. End (BO only)
	(B 1402 R	329000	329000	Snap Ring, on Differential Shaft, R.H. End (BR only)
	(B 1404 R	329000	329000	Snap Ring on Differential Shaft, L.H. End (BR only) (Sub. for B1406R)
5B	B 190 R	B1000	325000	Snap Ring, Differential Shaft R.H. Bearing
6A	(JD 7246 R	325000	325000	Cone with Rollers, Differential Bearing, R.H. (BR only)
	(JD 7246 R	325000	325000-328999	Cone with Rollers, Differential Bearing, L.H. (BR only)
	(JD 7246 R	B1000	325000	Cone with Rollers, Differential Bearing (Except BR)
6B	JD 7220 R	329000	329000	Cone, with Rollers, Differential Bearing, L.H. (BR only)
7	JD 7408 R	B1000	325000	Cup, Differential Bearing
8A	B 188 R	B1000	325000	Washer, Differential Thrust
8B	24H 685 R	325000	325000	Washer, on Differential Shaft (BR only)
9	AB 4134 R	B1000	325000	Gear and B2047R Keyed Spider, Differential (Sub. for AB1521R)
10	AB 4134 R	B1000	325000	Spider, Differential, Keyed (Sub. for B2047R and AB1521R)
11	AB 4228 R	B1000	325000	Shaft, Differential Bevel Pinion (Sub. for B185F)
12	B 189 R	B1000	325000	Cover, Differential Shaft R.H. Bearing
13	D 488 R	B1000	325000	Stud, Differential Bearing Quill to Case, 1/2" x 2"
14	26H 32 R	325000	325000	Key, Emergency Brake Drum to Differential Shaft (BR only)
15A	(B 186 R	B1000-59999	325000-328999	Shaft, Differential (Except BR)
	(B 1319 R	329000	329000	Shaft, Differential (BO only)
15B	(AB 1280 R	325000-328999	325000-328999	Shaft, Differential, with Nut (BR only)
	(AB 1523 R	329000	329000	Shaft, Differential, with Nut (BR only)

FINAL DRIVE



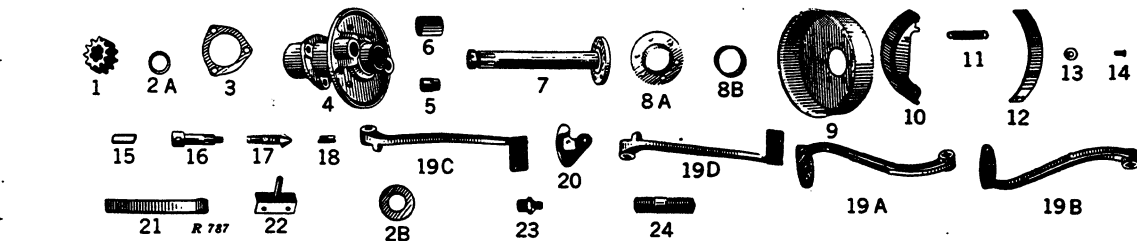
Key	Part No.	B	BR-BO	Description
1	(AB 1301 R	B35335-59999		Excluder, Dust, Retainer and Bearing Spacer, Rear Axle (BN only)
	(B 1182 R	B46175-(—)		Excluder, Dust, Rear Axle (BNH, BWH only)
2	(B 347 R	B1000-59999	325000-328999	Spacer, Rear Axle Bearing (Sub. for AB4102R)
	(B 674 R		325000-	Spacer, Rear Axle Bearing (For BR Tractors Equipped with Rear Wheel Brakes) (Sub. for AB4107R)
	(B 1180 R	B46175-(—)		Spacer, Rear Axle Bearing (BNH, BWH only) (Sub. for AB4103R)
	(B 1344 R		329000-	Spacer, Rear Axle Bearing (Sub. for AB4106R)
3	(AA 666 R		325000-	Washer, Felt, Rear Axle Oil Seal (For BR Tractors Equipped with Rear Wheel Brakes)
	(B 348 R	B1000-(—)	325000-	Washer, Felt, Rear Axle Oil Seal (Sub. for AB475R)
	(B 349 R	B1000-59999		Retainer, Rear Axle Felt
	(B 672 R		325000-	Retainer, Rear Axle Felt (For BR Tractors Equipped with Rear Wheel Brakes)
	(B 1181 R	B46175-(—)		Retainer, Rear Axle Felt (BNH, BWH only)
4A	(B 733 R		325000-328999	Retainer, Rear Axle Felt
	(B 1397 R		329000-	Retainer, Rear Axle Felt
4B	(B 733 R		325000-	Cone, with Rollers, Rear Axle Bearing, Outer (For BR Tractors Equipped with Rear Wheel Brakes)
	(B 733 R		325000-	Cone, with Rollers, Rear Axle Bearing, Inner (For BR Tractors Equipped with Rear Wheel Brakes)
5	(JD 7242 R		325000-	Cone, with Rollers, Rear Axle Bearing, Inner
	(JD 7365 R	B1000-59999	325000-328999	Cone, with Rollers, Rear Axle Bearing, Outer
	(JD 7365 R	B1000-59999	325000-328999	Cone, with Rollers, Rear Axle Bearing, Inner (Except B, BN, BW) (B46175-)
	(JD 7366 R	B1000-59999	325000-328999	Cone, with Rollers, Rear Axle Bearing, Outer (Except B, BN, BW) (B46175-)
	(JD 7393 R		329000-	Cup, Rear Axle Bearing, Inner and Outer
	(JD 7394 R		325000-	Cup, Rear Axle Bearing, Inner (For BR Tractors Equipped with Rear Wheel Brakes)
6	(JD 7272 R	B1000-59999	325000-328999	Cup, Rear Axle Bearing, Outer (For BR Tractors Equipped with Rear Wheel Brakes)
	(JD 7272 R		325000-	Cup, Rear Axle Inner and Outer Bearing (BNH, BWH only)
	(JD 7292 R		329000-	Washer, Rear Axle Oil Seal (Steel)
	(JD 7417 R		325000-328999	Washer, Rear Axle Oil Seal (Steel) (For BR Tractors Equipped with Rear Wheel Brakes)
7	(B 409 R	B1000-59999	325000-	Washer, Rear Axle Oil Seal (BNH, BWH only)
	(B 409 R		329000-	Oil Seal, Rear Axle, Inner Bearing (For BR Tractors Equipped with Rear Wheel Brakes) (Sub. for AB718R)
	(B 1183 R		325000-	Oil Seal, Rear Axle, Inner Bearing (Sub. for AB718R)
8	(B 399 R	B1000-59999	325000-328999	Seal, Oil, Rear Axle, Inner Bearing (BNH, BWH only)
	(B 399 R	B46175-(—)		Seal, Oil, Rear Axle, Inner Bearing (Sub. for AB1325R)
	(AB 1325 R		329000-	Cover, B306R, Rear Axle Housing, with Filler Plug
9A	(AB 2519 R	B1000-(—)		Cover, B769R, Rear Axle Housing, with Filler Plug
9B	(AB 2520 R		325000-	Plug, Pipe, Rear Axle Housing Cover Oil Filler (1")
10A	(15H 239 R		330264-	Plug, Pipe, Rear Axle Housing Drain
10B	(15H 280 R		332092-	Plug, Pipe, Rear Axle Housing Drain
	(15H 281 R	B1000-(—)	325000-332091	Plug, Pipe, Rear Axle Housing Cover Oil Filler
	(15H 240 R	B1000-(—)	325000-330246	Gasket, Rear Axle Cover to Housing (Sub. for B308R)
11A	(B 3346 R	B1000-(—)	325000-	Gasket, Rear Axle Housing to Case (Sub. for B351R)
11B	(B 3622 R	B1000-(—)	325000-	Shaft, Rear Axle, with Nut
12A	(AB 715 R	B11506-59999		Shaft, Rear Axle, with Nut
	(AB 1278 R	B1000-11505		

FINAL DRIVE—Continued

Key	Part No.	B	BR-BO	Description
12B	(AB 716 R			Shaft, Rear Axle, R.H., with Nut
	AB 1331 R	B46175—()	325000-328999	Shaft, Rear Axle, with Nut (BNH, BWH only)
	AB 1343 R	B46175—()		Shaft, Rear Axle, with Nut, R.H. (Narrow Adjustable Tread) (BWH only)
	AB 1344 R	B46175—()		Shaft, Rear Axle, with Nut, L.H. (Narrow Adjustable Tread) (BWH only)
	AB 717 R		325000-328999	Shaft, Rear Axle, L.H., with Nut
	AB 804 R		325000-	Shaft, Rear Axle, R.H., with Nut (For BR Tractors Equipped with Rear Wheel Brakes)
	AB 807 R		325000-	Shaft, Rear Axle, L.H., with Nut (For BR Tractors Equipped with Rear Wheel Brakes)
	AB 1593 R		329000-	Shaft, Rear Axle, R.H. with Nut
	AB 1594 R		329000-	Shaft, Rear Axle, L.H. with Nut
13	B 350 R	B1000—()	325000-	Nut, Rear Axle Shaft
14	A 4231 R	B1000—()	325000-	Washer, Final Drive Gear Retaining (Sub. for A2764R)
15	(AB 4141 R		329000-	Gear, Final Drive, with B2118R Spider (Sub. for B1184R, AB2990R and AB3299R) (BNH, BWH only)
	AB 4140 R	B1000-59999	325000-328999	Gear, Final Drive, with B2118R Spider (Sub. for B179R, AB3095R and AB3311R)
	AB 4140 R		325000-	Gear, Final Drive, with B2118R Spider (Sub. for B179R and AB3095R) (For BR Tractors Equipped with Rear Wheel Brakes) (Sub. for AB3311R)
16	A 1892 R	B42200—()		Nut, Special Hex. on A5290R Stud for Quick Implement Attachment (12 used) (Sub. for AA4963R Pkg. of 25)
17	(A 5292 R	B42200—()		Stud, for Quick Implement Attachment to Rear Axle Housing, 5/8" x 2-1/4" (12 used) (Sub. for C1479R)
	(D 488 R	B1000—()	325000-	Stud, Rear Axle Housing to Main Case, 1/2" x 2" (2 used)
18	C 1220 R	B1000—()	325000-	Pin, Dowel, Rear Axle Housing to Transmission Case (2 used)
19	JD 7760	B1000—()	325000-	Fitting, Grease, No. 1612
20	AB 2726 R	B42200-59999		Housing, B1174R, Rear Axle, with Two B2190R Spacers, Two B2409R Retainers, Two B2412R Retainers and Two B2408R Felt Washers, Studs and Nuts
	AB 3184 R		329000-	Housing, B1336R, Rear Axle, with Studs and Nuts
	AB 2688 R	B1000-42199		Housing, B345R, Rear Axle with Studs
	AB 2877 R	B46175—()		Housing, B1178R Rear Axle, with Studs, Nuts, Retainer and Felt Washers (BNH, BWH only)
	AB 2983 R	B46175—()		Housing, B1222R, Rear Axle (Narrow Adjustable Tread) (BWH only)
	AB 3179 R		325000-	Housing, B669R, Rear Axle, with Studs (For BR Tractors Equipped with Rear Wheel Brakes)
	AB 2725 R		325000-328999	Housing, B729R, Rear Axle with Studs

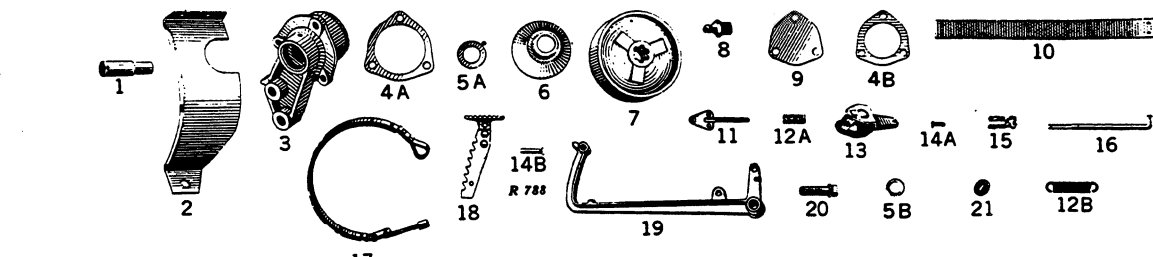
TRACTORS—MODELS "B" AND "BR"—"BO" (NOT STYLED)

DIFFERENTIAL BRAKES




Key	Part No.	B	BR-BO	Description
1	B 234 R	B1000	325000	Pinion, Brake Shaft (Sub. for AB4175R)
2A	B 233 R	B1000	325000	Washer, Brake Shaft Pinion
2B	24H 991 R	B1000	325000	Washer, Brake Latch and Brake Lever Shaft (Sub. for 24H481R)
3	B 238 R	B1000	325000	Gasket, Brake Housing to Transmission Case, L.H.
	B 238 R	B1000	325000	Gasket, Brake Housing to Transmission Case, R.H.
	B 651 R	B1000	325000	Gasket, Brake Housing to Transmission Case, L.H. (BR only)
4	AB 277 R	B1000	325000	Housing, B218R, Brake, with Bushing
	AB 676 R		325000	Housing, B636R, Brake, with Bushing, R.H. (BO only)
	AB 677 R		325000	Housing, B637R, Brake, with Bushing, L.H. (BO only)
5	15H 255 R		325000	Plug, Pipe, in Brake Housing, 1/8" Square Head
6	B 219 R	B1000	325000	Bushing, Brake Shaft (Inner)
	B 638 R	B1000	325000	Bushing, Brake Shaft (Outer)
7	AB 856 R		325000	Shaft, Brake, with Nut (2 used)
	AB 874 R		325000	Shaft, Brake, R.H., with Nut
	AB 875 R		325000	Shaft, Brake, L.H., with Nut
8A	B 231 R	B1000	325000	Guard, Brake Shaft Dust (Inner)
8B	B 220 R	B1000	325000	Guard, Brake Shaft Dust (Outer)
9	B 230 R	B1000	325000	Drum, Brake
10	AB 279 R	B1000	325000	Shoe, Brake, with Lining
11	B 228 R	B1000	325000	Spring, Brake Shoe
12	AB 3848 R	B1000	325000	Lining, Brake Shoe, with Rivets (Carton of Four B223R Linings and 24 Rivets)
13	AB 4057 R	B1000	325000	Roller, Brake Shoe (Sub. for B224R)
14	AB 4057 R	B1000	325000	Pin, Brake Shoe Roller, with Washer (Sub. for AB2565R)
15	B 3366 R	B1000	325000	Cam, Brake (Sub. for A321R and B2110R)
16	B 226 R	B1000	325000	Shaft, Brake Lever
17	A 151 R	B1000	325000	Screw, Brake Adjusting
18	B 227 R	B1000	325000	Pin, Brake Adjusting
19A	B 237 R		325000	Pedal, Brake, L.H.
19B	B 236 R	B1000	325000	Pedal, Brake, R.H.
19C	B 643 R		325000	Pedal, Brake, L.H.
19D	B 642 R		325000	Pedal, Brake, R.H.
20	B 639 R		325000	Latch, Brake (BO only)
21	B 305 R	B1000	325000	Latch, Brake
22	AB 330 R	B1000	325000	Support, Brake Latch
23	JD 7759	B1000	325000	Fitting, Grease, No. 1610
24	D 488 R	B1000	325000	Stud, Brake Housing to Case, 1/2" x 2"

SERVICE BRAKE ("BR" ONLY)



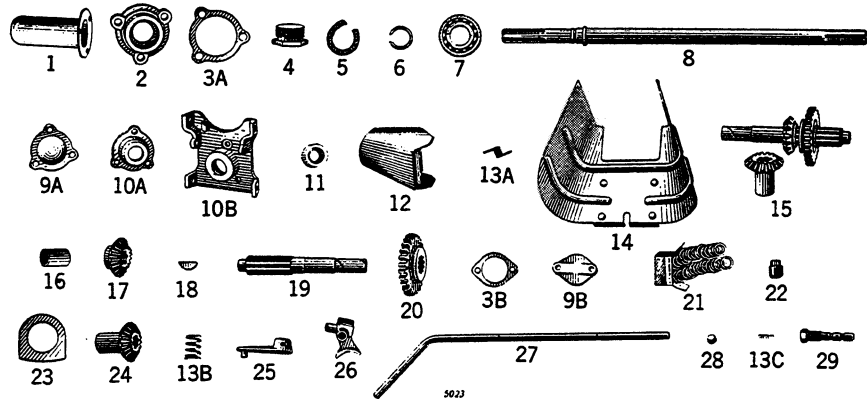
Key	Part No.	B	BR-BO	Description
1	B 717 R		325000	Shaft, Brake Band Anchor Lever
2	B 732 R		325000	Guard, Brake Shaft Dust
3	B 716 R		325000	Housing, Brake
4A	B 192 R		325000	Gasket, Differential Bearing Quill (Thin)
	B 192 R		325000	Gasket, Differential Bearing Quill (Thick)
	B 194 R		325000	Shim, Differential Bearing Quill (Steel)
4B	B 238 R		325000	Gasket, Brake Housing Opening Cover
5A	D 997 R		325000	Washer, Felt, Brake Housing (Sub. for AB632R)
5B	24H 234 R		325000	Washer, on Brake Band Anchor Lever Shaft
6	B 718 R		325000	Retainer, Brake Housing, Felt
7	B 719 R		325000	Drum, Brake
8	JD 7759		325000	Fitting, Grease, No. 1610
9	B 715 R		325000	Cover, Brake Housing Opening
10	B 721 R		325000	Lining, Brake Band
11	A 981 R		325000	End, Brake Band Adjusting
12A	D 1950 R		325000	Spring, Brake Band Adjusting End
12B	A 348 R		325000	Spring, Brake Lever
13	AB 570 R		325000	Lever, Brake Band
14A	C 1067 R		325000	Pin, Brake Rod Yoke
14B	A 986 R		325000	Pin, Brake Pedal
15	C 294 R		325000	Yoke, Brake Operating
16	B 723 R		325000	Rod, Brake Operating
17	AB 568 R		325000	Band, Brake, with Lining
18	AA 586 R		325000	Pedal with Latch, Brake
19	A 988 R		325000	Lever, Brake
20	B 764 R		325000	Pin, Brake Lever, Pivot
21	D 960 R		325000	Spacer, Brake Lever, Pivot

REAR WHEEL BRAKES ("BR" ONLY)



Key	Part No.	B	BR-BO	Description
1	A 1363 R	325000-	Carrier, Brake Shoe
2	A 1364 R	325000-	Screw, Brake Adjusting
3	A 1365 R	325000-	Pin, Brake Adjusting
4	D 2594 R	325000-	Roller, Brake Shoe
5A	D 2595 R	325000-	Pin, Brake Shoe Roller
5B	B 178 R	325000-	Pin, Brake Control Link
6A	A 348 R	325000-	Spring, Brake Shoe
6B	D 2608 R	325000-	Spring, Hand Lever Pawl Rod
6C	C 1224 R	325000-	Spring, Brake Pedal (Parts Only for Service Brake on BR Tractors Equipped with Rear Wheel Brakes)
6D	D 1950 R	325000-	Spring, Brake Band Adjusting End
7	D 3402 R	325000-	Cam, Brake (Sub. for D2596R)
8	B 686 R	325000-	Shaft, Cam, Rear Wheel Brake
9	A 1376 R	325000-	Lever, Brake Cam
10	B 886 R	325000-	Link, Brake Control
11	AA 1043 R	325000-	Shoe, Brake, A1367R, with Facing
12	A 1368 R	325000-	Facing, Brake Shoe
13	D 2606 R	325000-	Pawl, Hand Lever
14	A 1374 R	325000-	Rod, Hand Lever Pawl
15	D 2609 R	325000-	Button, Hand Lever Pawl Rod
16	AB 805 R	325000-	Bracket, B688R, Brake Shaft, with Latch Plate, L.H.
17	A 1375 R	325000-	Plate, Latch
18	A 1373 R	325000-	Lever, Brake Hand
19	B 689 R	325000-	Shaft, Cross
20	26H 85 R	325000-	Key, Woodruff, in Brake Cross Shaft, 1/4" x 1" (Sub. for 26H22R)
21	A 1371 R	325000-	Lever, Brake Cross Shaft
22	B 687 R	325000-	Bracket, Brake Shaft, R.H.
23A	A 1460 R	325000-	Pedal, Brake, L.H.
23B	A 1459 R	325000-	Pedal, Brake, R.H.
23C	B 678 R	325000-	Pedal, Brake (Parts Only for Service Brakes on BR Tractors Equipped with Service Brakes)
24A	A 1461 R	325000-	Spring, Brake Pedal, R.H.
24B	A 1462 R	325000-	Spring, Brake Pedal, L.H.
25	B 721 R	325000-	Lining, Brake Band
26	A 1323 R	325000-	Pin, Brake Pedal (Parts only for Service Brake on BR Tractors Equipped with Rear Wheel Brakes)
27	B 676 R	325000-	Housing, Brake (Parts only for Service Brakes on BR Tractors Equipped with Rear Wheel Brakes)
28	A 1319 R	325000-	Pin, Brake Pedal Pivot (Parts only for Service Brake on BR Tractors Equipped with Rear Wheel Brakes)
29	AB 778 R	325000-	Band with Lining, Brake (Parts only for Service Brake on BR Tractors Equipped with Rear Wheel Brakes)
30	B 639 R	325000-	Latch, Brake (Parts only for Service Brake on BR Tractors Equipped with Rear Wheel Brakes)

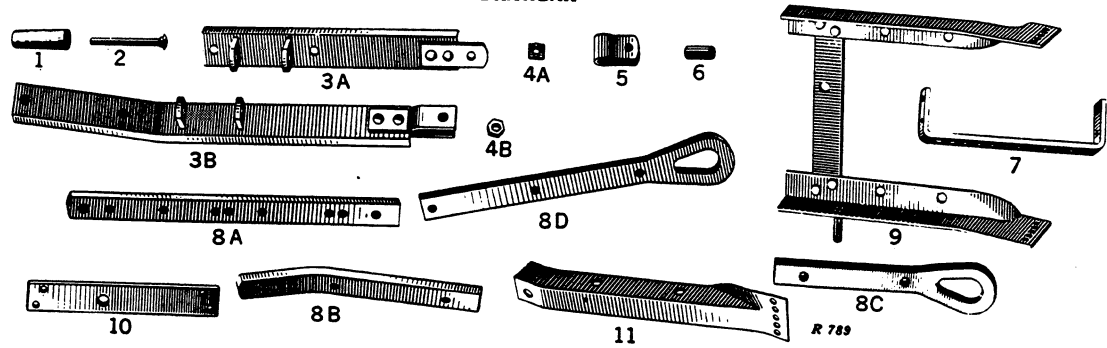
POWER SHAFT



Key	Part No.	B	BR-BO	Description
1	A 1242 R	B1000—	325000—	Guard, Powershaft End
2	A 774 R	B1000—	325000—331076	Box, Stuffing, Powershaft Rear End
3A	A 574 R	B1000—	325000—331076	Gasket, Powershaft Stuffing Box
	A 574 R	B1000—	325000—330176	Gasket, Powershaft Guard
	A 574 R	B1000—	331077—	Gasket, Powershaft Oil Seal Housing (Also Parts on Tractors B1000—) Equipped with Powershaft Shield and Flipper Guard
	A 574 R	B1000—	331077—	Gasket, Powershaft Opening Cover
3B	B 315 R	B1000—	325000—	Gasket, Powershaft Drive Shaft, R.H. Bearing Cover (Thin)
	B 316 R	B1000—	325000—	Gasket, Powershaft Drive Shaft, R.H. Bearing Cover (Medium)
	B 317 R	B1000—	325000—	Gasket, Powershaft Drive Shaft, R.H. Bearing Cover (Thick)
4	A 775 R	B1000—	325000—331076	Gland, Powershaft Rear End Packing
5	A 575 R	B1000—	325000—331076	Packing, Powershaft Rear End (3 used)
6	A 572 R	B1000—	325000—	Snap Ring, Powershaft Rear End
	B 387 R	B1000—	333951—	Snap Ring on Powershaft Shifter Lever
7	JD 7664 R	B1000—	325000—	Bearing, Powershaft, Rear
	JD 7678 R	B1000—	325000—	Bearing, Powershaft Drive Shaft, R.H.
8	B 307 R	B1000—	325000—333099	Shaft, Power, 1-7/64" x 30-3/16"
	B 2065 R	B1000—	333100—	Shaft, Power, 1-3/8" x 32-3/16"
9A	B 1680 R	B1000—	331077—	Cover, Powershaft Opening
9B	B 314 R	B1000—	325000—	Cover, Powershaft Drive Shaft, R.H. Bearing
10A	A 2543 R	B1000—	331077—333099	Housing, Powershaft Oil Seal
	B 2079 R	B1000—	333100—	Housing, Powershaft Oil Seal (Parts on Tractors B1000—) Equipped with Powershaft Shield and Flipper Guard
10B	B 1679 R	B1000—	333100—	Housing, Powershaft Oil Seal*
	B 2064 R	B1000—	333100—	Housing, Powershaft Oil Seal*
	B 2143 R	B1000—	333100—	Seal, Oil, Powershaft
11	AA 2296 R	B1000—	331077—333099	Oil Seal, Powershaft (Also Parts on Tractors B1000—) Equipped with Powershaft Shield and Flipper Guard
	AB 2578 R	B1000—	331077—333099	Oil Seal, Powershaft (Also Parts on Tractors B1000—) Equipped with Powershaft Shield and Flipper Guard
12	AA 2343 R	B1000—	325000—	Guard, Flipper (Parts on Tractors B1000—) Equipped with Powershaft Shield and Flipper Guard
	AA 3522 R	B1000—	325000—	Guard, Flipper*
13A	A 2454 R	B1000—	325000—	Spring, Flipper Guard (Parts on Tractors B1000—) Equipped with Powershaft Shield and Flipper Guard
13B	D 377 R	B1000—	325000—	Spring, Powershaft Shifter, Hand Lever
13C	D 993 R	B1000—	325000—	Spring, Powershaft Shifter Yoke
14	AA 2297 R	B1000—	325000—	Shield, Powershaft Safety (Parts on Tractors B1000—) Equipped with Powershaft Shield and Flipper Guard
15	AB 519 R	B1000—9095	325000—	Shaft, Powershaft Drive, with Gear and Pinion
16	A 558 R	B1000—	325000—	Bushing, Powershaft Bevel Gear (Bronze)
	B 313 R	B1000—	325000—	Bushing, Powershaft Drive Shaft
17	B 587 R	B9096—	325000—	Pinion, Powershaft Bevel Drive (Sub. for AB4197R)
18	26H 19 R	B1000—	325000—	Key, Woodruff, Powershaft Drive Shaft to Bevel Pinion
	26H 14 R	B1000—	333951—	Key, Woodruff, in Powershaft Shifter Lever
19	B 588 R	B9096—	325000—	Shaft, Powershaft Drive
20	B 310 R	B1000—9095	325000—	Gear, Powershaft Sliding (26 Teeth) (Sub. for AB4151R)
	B 599 R	B9096—36814	325000—	Gear, Powershaft Sliding (26 Teeth) (Sub. for AB4152R)
	B 951 R	B36815—	325000—	Gear, Powershaft Sliding (24 Teeth) (Sub. for AB4153R)
21	K 2052 R	B1000—	325000—	Washer, Lead, Powershaft Drive Shaft, R.H. Bearing Cover Cap Screw (2 used)
22	15H 237 R	B1000—	325000—	Plug, Pipe, in Powershaft Shifter Hole
23	A 559 R	B1000—	325000—	Washer, Powershaft Bevel Gear Thrust
24	B 586 R	B9096—	325000—	Gear, Bevel, on Powershaft (Sub. for AB4147R)
25	A 552 R	B1000—	325000—	Arm, Powershaft Shifter
26	B 420 R	B1000—	325000—	Shifter, Powershaft Gear
27	B 320 R	B1000—	325000 333950	Lever, Powershaft Shifter Hand (Cancelled, Order One A552R, One B387R, One B2137R and One 26H14R)
	B 2137 R	B1000—	333951—	Lever, Powershaft Shifter
28	A 405 R	B1000—	325000—	Ball, Powershaft Shifter
29	B 419 R	B1000—	325000—	Shaft, Powershaft Shifter
	F 710 R	B1000—	325000—	Pin, Flipper Guard Hinge*
	F 711 R	B1000—	325000—	Spring, Flipper Guard Hinge*

*Parts for Tractor equipped with Drawbar and Power Take-Off Conversion Assembly.

DRAWBAR



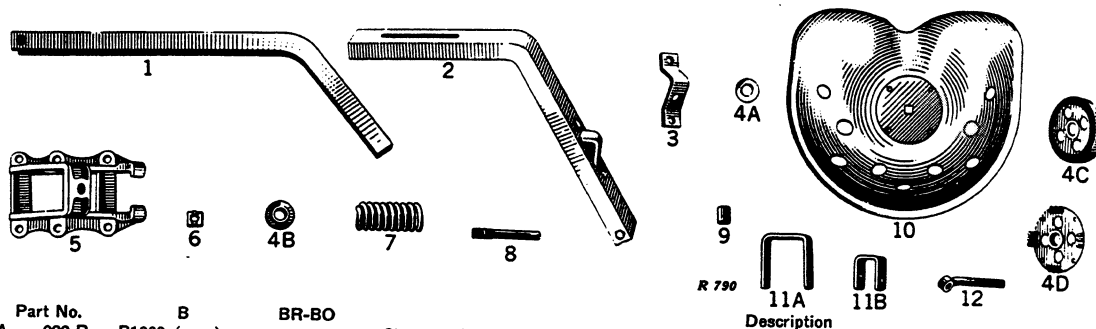
Key	Part No.	B	BR-BO	Description
1	(A 850 R		325000—	Roller, Drawbar
	(B 66 R	B1000—(—)	Roller, Drawbar
2	(A 507 R		325000—	Pin, Drawbar Roller
	(B 67 R	B1000—(—)	Pin, Drawbar Roller
3A	AB 235 R		Drawbar, Swinging
3B	(AB 579 R		325000-333099	Drawbar, Swinging
	(AB 3175 R		333100—	Drawbar, Swinging
4A	14H 480 R	B1000—(—)	Nut, Drawbar Clevis (Special) (Sub. for A333R and AA4965R)
4B	14H 483 R		325000—	Nut, Drawbar to Front Support Bolt, Grip (Sub. for A334R)
5	B 68 R	B1000—(—)	Clevis, Drawbar
6	D 349 R	B1000—(—)	325000—	Spacer, Drawbar Support
7	(B 72 R	B1000—(—)	325000-333099	Support, Drawbar, Rear
	(B 2078 R		333100—	Support, Drawbar Rear
8A	A 1821 R	B42200—(—)	End, Drawbar
8B	A 1822 R		327621-333099	End, Drawbar
8C	A 1020 R		325000-327620	End, Drawbar
8D	A 506 R	B1000-42199	End, Drawbar
9	AB 580 R		325000—	Support, Drawbar, with Brake Lever Pivots
10	B 765 R		325000—	Support, Drawbar, Front
11	(B 70 R	B1000—(—)	Support, Drawbar, R.H.
	(B 71 R	B1000—(—)	Support, Drawbar, L.H.

(Parts listed below are not illustrated.)

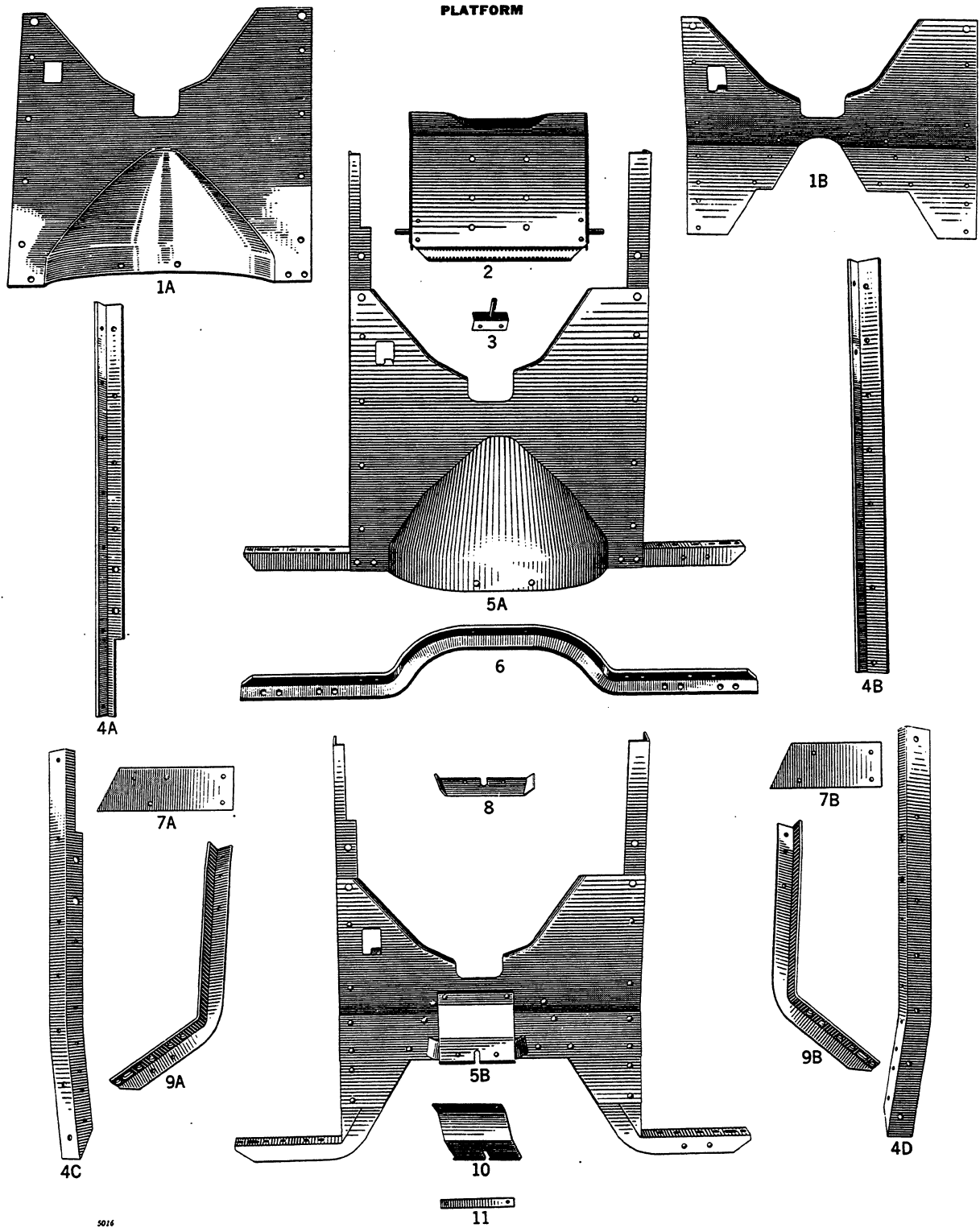
	F 817 R	B1000—(—)	325000-330999	Clamp, Swinging Drawbar
	B 2145 R		333100—	Clamp, Swinging Drawbar
	A 2953 R		333100—	End, Drawbar
	AB 3152 R		Drawbar, Swinging*
	B 2067 R		Tongue, Drawbar*
	A 2955 R		Plate, Pivot*
	B 2068 R		Support, Drawbar Rear*
	AB 1328 R	B46175—(—)	Support, Drawbar (BNH, BWH only)
	B 1185 R	B46175—(—)	Plate, Support (BNH, BWH only)

*Parts for Tractors equipped with Drawbar and Power Take-Off Conversion Assembly.

SEAT



Key	Part No.	B	BR-BO	Description
1	A 222 R	B1000—(—)	Channel, Seat, Support
2	AB 2613 R		325000—	Support, Seat, with Spring Bracket
3	A 2545 R		325000—	Bracket, Seat Spring (Parts for AB2613R)
4A	(24H 992 R		330539—	Washer on Seat to Seat Support Bolt (Sub. for 24H482R)
	(24H 993 R	B1000—(—)	325000—	Washer on Seat to Channel Seat Support Bolt (Adjustable Seat) (Sub. for 24H490R)
4B	C 1982 R	B1000—(—)	325000—	Washer, Seat Spring
4C	A 2756 R	B1000—(—)	325000—	Washer, Seat Adjusting, Lower (Adjustable Seat)
4D	A 2755 R	B1000—(—)	325000—	Washer, Seat Adjusting, Upper (Adjustable Seat)
5	A 60 R	B1000—(—)	Body, Seat Support
6	14H 480 R	B1000—(—)	325000—	Nut, Seat Spring Bolt, Special (Sub. for A333R)
7	A 618 R	B1000—(—)	325000—	Spring, Seat
8	C 1980 R	B1000—(—)	325000—	Pin, Channel Seat Support
9	(28H 1502 R		330539—	Spacer, Seat Bolt
	(28H 380 R	B1000—(—)	325000-330538	Spacer, Seat Clamp
10	AD 1606 R	B1000—(—)	325000—	Seat
11A	B 845 R		325000—	Strap, Seat Channel Stop
11B	B 847 R		325000—	Strap, Seat Spring Bolt
12	D 1797 R	B1000—(—)	325000-330538	Nut, Seat Clamp



5016

TRACTORS—MODELS "B" AND "BR"—"BO" (NOT STYLED)

33

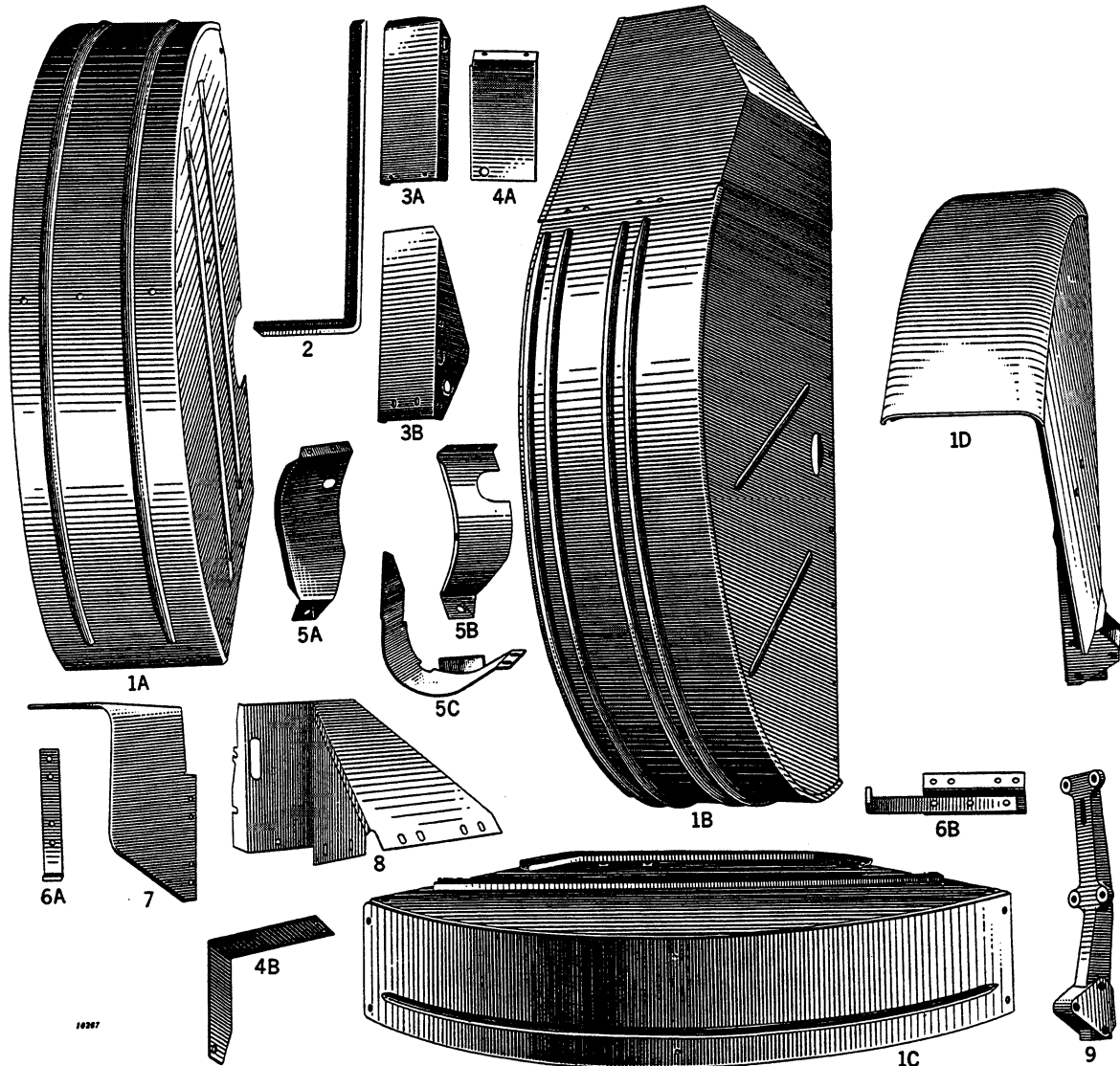
PLATFORM—Continued

Key	Part No.	B	BR-BO	Description
1A	B 819 R	325000-327159	Platform
	B 895 R	327160-331076	Platform
	B 901 R	325000-331076	Platform (Parts for BR Tractors equipped with Rear Wheel Brakes)
1B	B 1697 R	331077-	Platform
2	AB 299 R	B1000-()	Platform with Brake Latch-Supports
3	AB 330 R	B1000-()	Support, Brake Latch, with Pivot
4A	B 821 R	325000-326008	Support, Platform, L.H.
	B 862 R	326009-327159	Support, Platform, L.H.
4B	B 820 R	325000-326008	Support, Platform, R.H.
	B 861 R	326009-327159	Support, Platform, R.H.
4C	B 897 R	325000-331076	Support, Platform, L.H. (Parts for BR Tractors Equipped with Rear Wheel Brakes)
	B 897 R	327160-331076	Support, Platform, L.H.
4D	B 1701 R	331077-	Support, Platform, L.H.
	B 896 R	325000-331076	Support, Platform, R.H. (Parts for BR Tractors Equipped with Rear Wheel Brakes)
	B 896 R	327160-331076	Support, Platform, R.H.
	B 1700 R	331077-	Support, Platform, R.H.
5A	AB 552 R	325000-326008	Platform with Support and Cross Angle
	AB 740 R	326009-327159	Platform with Support and Cross Angle
	AB 985 R	327160-331076	Platform with Support and Cross Angles (Sub. AB2611R)
5B	AB 991 R	325000-331076	Platform with Support and Cross Angles (Sub. AB2612R) (Parts for BR Tractors Equipped with Rear Wheel Brakes)
	AB 2611 R	331077-333099	Platform with Supports (Sub. for AB985R)
	AB 2612 R	331077-333099	Platform with Supports (Sub. for AB991R)
6	B 822 R	325000-326008	Cross Angle, Platform, 53-5/8" Long
	B 860 R	326009-327159	Cross Angle, Platform, 52-1/4" Long
	B 898 R	325000-331076	Cross Angle, Fender (Parts for BR Tractors Equipped with Rear Wheel Brakes)
	B 898 R	327160-331076	Cross Angle, Fender
7A	B 1709 R	331077-	Plate, Reinforcing, R.H.
7B	B 1710 R	331077-	Plate, Reinforcing, L.H.
8	B 1705 R	331077-333099	Support, Pivot Plate
9A	B 1702 R	331077-	Angle, R.H.
9B	B 1703 R	331077-	Angle, L.H.
10	A 2542 R	331077-333099	Plate, Pivot, Universal Shield
11	B 1706 R	331077-	Reinforcement, Platform
(Parts listed below are not illustrated.)				
	A 2955 R	333100-	Plate, Pivot, Universal Shield
	AB 3177 R	333100-	Platform with Supports
	AB 3213 R	333100-	Platform with Supports (Parts for BR Tractors Equipped with Rear Wheel Brakes)
	B 1698 R	331077-	Platform (Parts for BR Tractors Equipped with Rear Wheel Brakes)
	B 2080 R	333100-	Support, Pivot Plate
	AB 3177 R	Platform with Supports
	AB 3213 R	Platform with Supports (Used on Tractors with Rear Wheel Brakes)

*Parts for tractors equipped with Drawbar and Power Take-Off Conversion Assembly.)



FENDERS

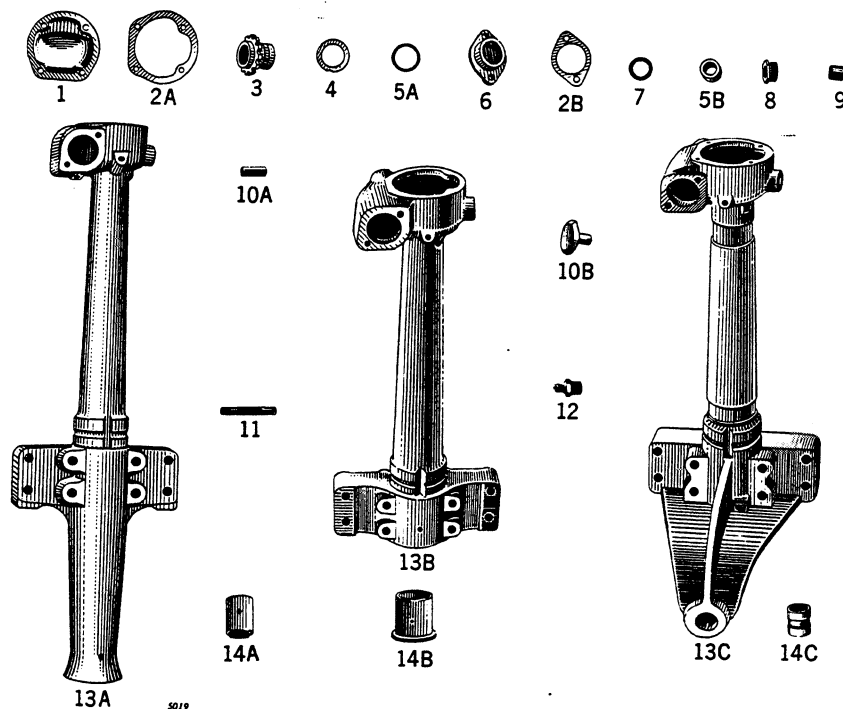


Key	Part No.	B	BR-BO	Description
1A	AB 624 R	325000-326008	Fender, R.H.
	AB 625 R	325000-326008	Fender, L.H.
	AB 736 R	326009-327159	Fender, R.H.
	AB 737 R	326009-327159	Fender, L.H.
	AB 981 R	327160-	Fender with Brace, R.H.
	AB 982 R	327160-	Fender with Brace, L.H.
	AB 987 R	325000-	Fender with Brace, R.H. (Parts for BR Tractors Equipped with Rear Wheel Brakes)
	AB 988 R	325000-	Fender with Brace, L.H. (Parts for BR Tractors Equipped with Rear Wheel Brakes)
	AB 655 R	325000-326008	Fender, Citrus, R.H.
	AB 656 R	325000-326008	Fender, Citrus, L.H.
1B	AB 742 R	326009-327159	Fender, Citrus, R.H.
	AB 743 R	326009-327159	Fender, Citrus, L.H.
	AB 993 R	327160-	Fender, Citrus, R.H.
	AB 994 R	327160-	Fender, Citrus, L.H.
	AA 467 R	B1000-59999	Fender, R.H.
1C	AA 468 R	B1000-59999	Fender, L.H.
	AB 1070 R	B46175-(—)	Fender (2 used) (Narrow Adjustable Tread on BNH and BWH Tractors)
1D	AA 1582 R	B1000-(—)	Fender, R.H. (Cannot be used with 1937 or Previous Hand Lift Cultivators) (Sub. One AA4655R Fender, One A4049R Bracket, Two 19H1335R Cap Screws, One 19H703D Cap Screw, Two 19H1320R Cap Screws and Two 24H993K Washers)
	AA 1583 R	B1000-(—)	Fender, L.H. (Cannot be used with 1937 or Previous Hand Lift Cultivators) (Sub. One AA4655R Fender, One A4050R Bracket, Two 19H1335R Cap Screws, One 19H703D Cap Screw, Two 19H1320R Cap Screws and Two 24H993K Washers)
2	B 839 R	325000-	Brace, Fender, R.H. Front
	B 840 R	325000-	Brace, Fender, L.H. Front
3A	B 835 R	325000-	Shield, Dust, R.H. (BR only)
3B	B 836 R	325000-	Shield, Dust, L.H.
4A	B 837 R	325000-	Extension, Dust Shield, R.H.
4B	B 644 R	325000-	Extension, Dust Shield, L.H. (BO only)
5A	B 838 R	325000-325703	Guard, Dust, Brake
5B	B 732 R	325704-	Guard, Dust, Brake

FENDERS—Continued

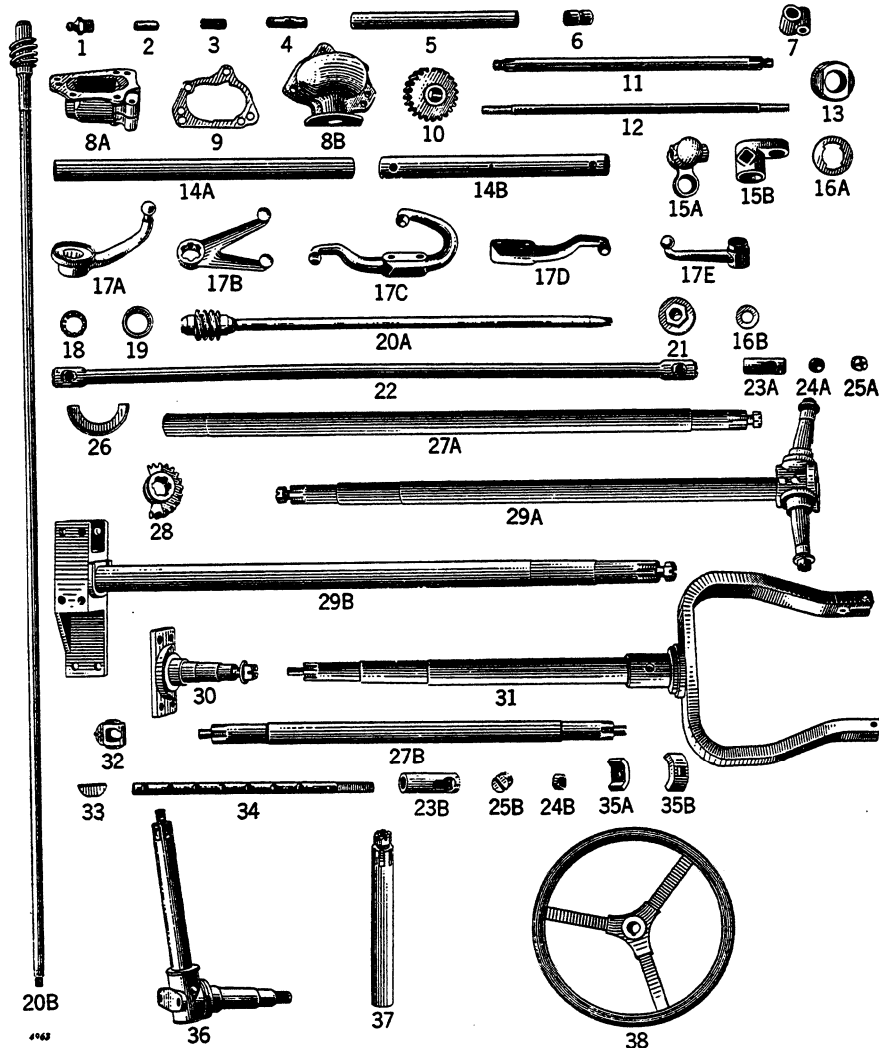
Key	Part No.	B	BR-BO	Description
5C	AB 788 R	325000—	Guard, Dust, Brake (Parts for BR Tractors Equipped with Rear Wheel Brakes)
6A	B 630 R	325000—	Support, Citrus Fender, L.H., Front
6B	AB 659 R	325000—	Support, Citrus Fender, R.H., Front
7	AB 836 R	325795—	Fender, Front, L.H. (BO only)
8	AB 628 R	325000—	Guard, Pulley
9	(A 792 R	B1000-59999	Bracket, Fender, R.H. and L.H.
	(B 960 R	B46175—(—)	Bracket, Fender, R.H. and L.H. (Narrow Adjustable Tread on BNH and BWH Tractors)
(Parts listed below are not illustrated.)				
	B 906 R	327160—	Support, Side, Citrus Fender, R.H.
	B 907 R	327160—	Support, Side, Citrus Fender, L.H.

PEDESTAL ("B," "BN," "BNH," "BW," "BWH" Only)



Key	Part No.	B	Description
1	B 35 R	B1000-59999	Cover, Steering Gear Housing
2A	B 34 R	B1000-59999	Gasket, Steering Gear Housing Cover
2B	(B 29 R	B1000-59999	Gasket, Steering Worm Housing (Thin)
	(B 30 R	B1000-59999	Gasket, Steering Worm Housing (Medium) (Sub. B29R)
	(B 31 R	B1000-59999	Gasket, Steering Worm Housing (Thick) (Sub. B29R)
3	B 108 R	B1000-59999	Bushing, Eccentric, Steering Spindle (Sub. for AB4202R)
4	24H 81 R	B1000-59999	Shim, Steel Steering Spindle, Eccentric Bushing (Sub. for B107R)
5A	B 106 R	B1000-59999	Packing, Spindle Eccentric Bushing
5B	B 1564 R	B1000-59999	Packing, Steering Shaft (Sub. for Three B32R)
6	B 28 R	B1000-59999	Housing, Steering Worm, Front
7	JD 8212 H	B1000-59999	Cup, Steering Shaft Worm Bearing (Sub. for JD7264R)
8	B 33 R	B1000-59999	Nut, Steering Shaft Packing
9	15H 253 R	B1000-59999	Plug, Pipe, Steering Gear Housing Drain
10A	A 776 R	B1000-59999	Pin, Stop, Steering Sector (B, BN, BNH only)
10B	(A 875 R	B1000-59999	Pin, Stop, Steering Sector (BW only)
	(A 2002 R	B51679-59999	Pin, Stop, Steering Sector (BWH only)
11	(B 565 R	B3043-59999	Stud, 5/8" x 4-1/4", Pedestal to Front End (4 used)
	(A 5292 R	B1000-B3042	Stud, 5/8" x 2-1/4", Pedestal Support (Sub. for C1479R)
	(K 2198 R	B3043-59999	Stud, 5/8" x 5-7/8", Pedestal to Front End (4 used)
12	JD 7759	B1000-59999	Fitting, Grease, Straight, 1/8", Upper and Lower Pedestal Bearings
13A	AB 496 R	B1000-59999	Pedestal, B100R, with Stud, Stop Pin, Bearing Cup, Cover and Bushing (B only)
13B	AB 410 R	B1000-59999	Pedestal, B543R, with Bushing and Stop Pin (BN, BNH only)
13C	(AB 451 R	B1000-59999	Pedestal, B572R, with Bushing, Stop Pin and Bearing Cups (BW only)
	(AB 1403 R	B51679-59999	Pedestal, B572R, with Bushing, Stop Pin and Bearing Cups (BWH only)
14A	B 101 R	B1000-59999	Bushing, Pedestal, Lower (B only) (Sub. for AB4222R)
14B	B 545 R	B1000-59999	Bushing, Pedestal, Lower (BN, BNH only) (Sub. for AB4223R)
14C	A 877 R	B1000-59999	Bushing, Pedestal, Lower (1 used) (BW, BWH only) (Sub. for AA5539R)

STEERING PARTS

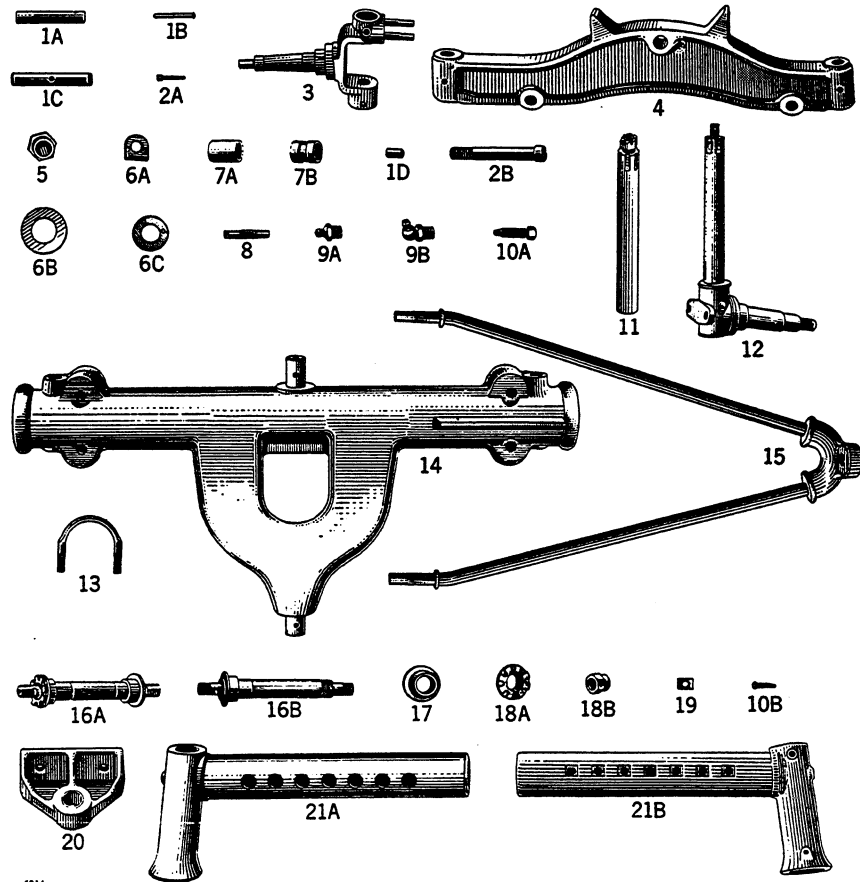


Key	Part No.	B	BR-BO	Description
1	JD 7759	325000—	Fitting, Grease, No. 1610, in Steering Worm Housing
	JD 7759	325000—	Fitting, Grease, No. 1610, in Drag Link and Tie Rod
	JD 7759	B1000—(—)	Fitting, Grease, No. 1610, in Drag Link Rod End (BW only)
	JD 7759	325000—	Fitting, Grease, No. 1610, in Steering Shaft Lower Bushing
	JD 7759	B1000—(—)	Fitting, Grease, No. 1610, in Steering Shaft Upper Bearing
2	C 1220 R	325000—	Pin, Dowel, Steering Housing
3	22H 476 R	325000—	Screw, Adjusting, Steering Gear Shaft (Sub. for C977R)
4	294 R	325000—	Stud, Steering Housing to Case, 1/2" x 1-11/16"
	B 805 R	325000—	Stud, Steering Arm to Knuckle, 9/16" x 3" (4 used)
5	B 754 R	325000—	Tube, Vertical Steering Shaft
6	B 812 R	325000—	Bushing, Steering Gear Shaft Vertical (Lower)
7	AB 214 R	B1000 42199	325000—	Bearing, B36R, with Grease Fitting, Steering Shaft, (Upper)
	AB 1253 R	B42200—(—)	Bearing with Grease Fitting, Steering Shaft (Upper)
8A	D 1769 R	325000—	Housing, Steering Worm
8B	B 782 R	325000—	Housing, Steering Gear
9	C 1231 R	325000—	Gasket, Steering Worm Housing (Thick)
	C 1242 R	325000—	Gasket, Steering Worm Housing (Thin)
10	AB 4201 R	325000—	Wheel, Steering Worm (Sub. for B781R)
11	AB 1279 R	325000—	Shaft and Washer, Steering Gear, Vertical
12	B 807 R	325000—	Rod, Tie
13	B 104 R	B1000—(—)	Pivot, Plate, Double Knuckle, Lower (B only) (Sub. for AB4220R)
14A	B 389 R	B1000—(—)	Support, Steering Shaft, Rear
14B	B 789 R	325000—	Support, Steering Shaft, Rear
15A	B 392 R	B1000—(—)	Bracket, Steering Shaft Bearing
15B	A 946 R	325000—	Bracket, Steering Shaft Bearing
16A	B 105 R	B1000—(—)	Washer, Steering Spindle, Lower Thrust (B only)
16B	B 3310 R	B1000—(—)	Washer, Steering Arm (Sub. for B111R)
	B 3310 R	B1000—(—)	Washer, Steering Sector (Sub. for B111R)
	D 467 R	B1000—(—)	Washer, Steering Arm Shim (BW only)
	D 1768 R	325000—	Washer, Oil Seal and Steering Worm Adjusting Nut
	24H 994 R	325000—	Washer on Steering Gear Vertical Shaft (Sub. for 24H496R)
17A	A 891 R	B1000—(—)	Arm, Steering (BW only)
17B	B 829 R	B1000—(—)	Arm, Steering Gear (BW only)
17C	B 803 R	325000—	Arm, Steering, R.H.
17D	B 804 R	325000—	Arm, Steering, L.H.

STEERING PARTS—Continued

Key	Part No.	B	BR-BO	Description
17E	(B 788 R		325000-	Arm, Steering Gear
	(AB 4685 R	B51679-(—)		Arm, Steering, R.H. (BWH only) (Sub. for B1236R)
	(AB 4686 R	B51679-(—)		Arm, Steering, L.H. (BWH only) (Sub. for B1204R)
18	(JD 7205 R		325000-	Roller Assembly, Steering Worm
	(JD 7364 R	B1000-59999		Cone, with Rollers Steering Shaft Worm
19	(JD 7253 R		325000-	Cup, Steering Worm Bearing
	(JD 8212 R	B1000-59999		Cup, Steering Worm Bearing (Sub. for JD7264R)
20A	(AA 567 R		325000-	Shaft, Steering with Worm
20B	(AB 212 R	B1000-42199		Shaft, Steering with Worm
	(AB 1257 R	B42200-59999		Shaft and Worm, Steering
21	(D 1766 R		325000-	Nut, Adjusting, Steering Worm
22	(AB 644 R		325000-	Link, Drag
23A	(B 808 R		325000-	End, Tie Rod
23B	(H 982 R	B1000-(—)		End, Drag Link Rod (BW only) (Sub. for C1109R)
24A	(B 786 R		325000-	Bearing, Ball Stud, Drag Link and Tie Rod
24B	(C 838 R	B1000-(—)		Bearing, Ball Stud (BW only)
25A	(B 787 R		325000-	Plug, Screw, Drag Link and Tie Rod
25B	(C 840 R	B1000-(—)		Plug, Screw, Drag Link End (BW only)
26	(A 1424 R	B24657-(—)	326452-	Excluder, Dust, Front Wheel (BW, BR and BO only)
	(B 888 R	B26055-(—)		Excluder, Dust, Front Wheel (B only)
	(B 888 R	B1000-(—)		Excluder, Dust, Front Wheel (Offset)
27A	(AB 3133 R	B1000-(—)		Spindle, Steering, with Nut (B only)
27B	(AB 1281 R	B1000-59999		Spindle, Steering (BW only)
28	(B 110 R	B1000-59999		Sector, Steering (Sub. for AB4198R)
29A	(AB 243 R	B1000-800		Knuckle, Double, with Spindle (B only)
	(AB 863 R	B8001-(—)		Knuckle, Double, with Spindle, Dust Excluder and Hub Caps (B only)
29B	(AB 1439 R	B1000-(—)		Knuckle Hub with Spindle (Offset)
30	(AB 1433 R	B1000-(—)		Knuckle with Dust Excluder (Offset)
31	(AB 408 R	B1000-(—)		Yoke and Spindle, Front Wheel (BN only)
	(AB 1320 R	B46175-(—)		Yoke, Front Wheel (BNH only)
32	(AC 352 R	B1000-(—)		Cover, Drag Link, Dust (BW only)
33	(26H 17 R	B1000-(—)	325000-	Key, Steering Wheel
34	(A 892 R	B1000-(—)		Rod, Drag Link (BW only)
	(B 1205 R	B51679-(—)		Rod, Drag Link, 13-7/8" Long (BWH only)
	(B 1206 R	B51679-(—)		Rod, Drag Link, L.H., 11" Long (BWH only)
	(B 1212 R	B51679-(—)		Rod, Drag Link, R.H., 20-1/2" Long (Used with AB1353R) (BWH only)
	(B 1221 R	B51679-(—)		Rod, Drag Link, L.H., 17-3/8" Long (Used with AB1353R) (BWH only)
	(B 1221 R	B51679-(—)		Rod, Drag Link, R.H. and L.H., 17-3/8" Long (Used with AB1352R) (BWH only)
35A	(A 893 R	B1000-50849		Clamp Half, Drag Link (8 used) (BW only)
35B	(B 1233 R	B50850-(—)		Clamp Half, Drag Link Lower (BW only)
36	(AA 1168 R	B1000-(—)		Knuckle with Spindle and Dust Excluder (BW only)
	(AB 1396 R	B51679-(—)		Knuckle with Spindle and Dust Excluder (BWH only)
37	(AA 3505 R	B1000-(—)		Spindle, Knuckle, with Nut (BW only)
	(AB 3134 R	B51679-(—)		Spindle, Knuckle, with Nut (BWH only)
38	(AA 380 R	B1000-(—)	325000-	Wheel, Steering (Sub. for AB218R)

FRONT AXLE

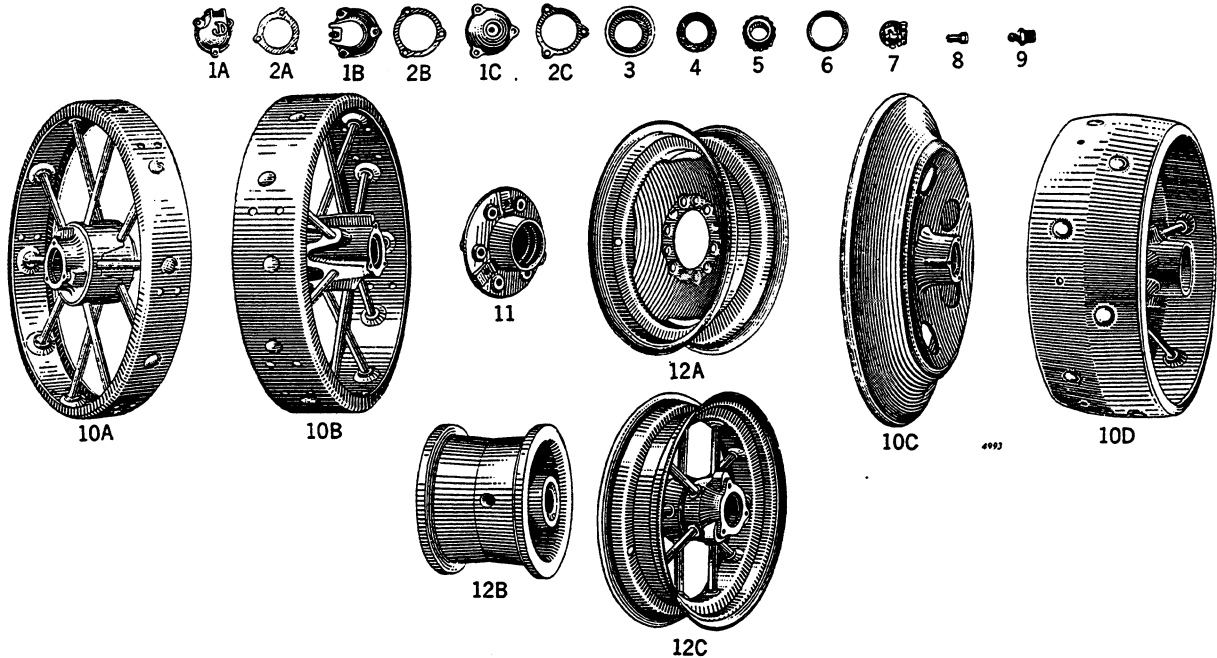


Key	Part No.	B	BR-BO	Description
1A	(A 880 R	B1000—(—)	Pin, Front Axle Pivot (Front) (BW only)	
	(B 881 R	B1000—(—)	Pin, Front Axle Pivot (Rear) (BW only)	
	(B 816 R	325000—	Pin, Front Axle Pivot	
1B	(B 817 R	325000—	Pin, Front Axle Pivot Pin (Drilled)	
1C	(B 809 R	325000—	Pin, Spindle	
1D	F 1743 R	B8974—(—)	Pin, Thrust Washer Anchor (BW only) (Sub. for D186R)	
2A	B 818 R	325000—	Bolt, Taper, Spindle Pin	
2B	A 1101 R	B8974—(—)	Bolt, Front Axle Lock (BW only)	
3	AB 870 R	325000—	Knuckle, Front Wheel, with Bushings, Dust Excluders and Studs	
4	B 811 R	325000—	Axle, Front	
5	D 1881 R	325000—	Cap, Dust Knuckle	
6A	B 810 R	325000—	Washer, Spindle Pin	
6B	(A 561 R	B1000—(—)	Washer on Front Axle Pivot Pin (Rear) (BW only)	
	(D 2629 R	325000—	Washer, Radius Rod Pivot	
6C	A 890 R	B1000—(—)	Washer, Front Wheel Knuckle Thrust (BW only)	
7A	(A 876 R	B1000—(—)	Bushing, Front Axle Pivot Pin (Front) (BW only)	
	(A 882 R	B1000—(—)	Bushing, Front Axle Pin (Rear) (BW only)	
	(B 815 R	325000—	Bushing, Radius Rod Pivot	
	(B 842 R	325000—	Bushing, Front Wheel Knuckle (4 used)	
7B	(A 877 R	B1000—(—)	Bushing, Knuckle Pin (4 used) (BW only) (Sub. for AB5539R)	
8	(B 814 R	325000—	Stud, Radius Rod Pivot, 3/4" x 3-3/4"	
	(C 1494 R	B51679—(—)	Stud, Front Axle Housing, Extension, 5/8" x 2-7/8" (BWH only)	
9A	(JD 7759	325000—	Fitting, Grease, No. 1610, Front Axle and Knuckle (5 used)	
	(JD 7759	B1000—(—)	Fitting, Grease, No. 1610, in Front Axle Pivot Pin (BW only)	
	(JD 7759	B1000—(—)	Fitting, Grease, No. 1610, in Front Axle Knee (BW only)	
9B	(JD 7760	325000—	Fitting, Grease, No. 1612, Radius Rod Pivot	
10A	A 886 R	B1000-8973	Screw, Lock, Tapered (BW only)	
10B	B 550 R	B1000—(—)	Screw, Front Axle Lock Plate (BN only)	
11	(AA 3505 R	B1000—(—)	Spindle, Knuckle, with Nuts (BW only)	
	(AB 3134 R	B51679—(—)	Spindle, with Nut (BWH only)	
12	(AA 1168 R	B1000—(—)	Knuckle, with Spindle and Dust Excluders (BW, and BWH only)	
	(AB 1396 R	B51679—(—)	Knuckle, with Spindle, Dust Excluder, Nut and Screw (BWH only)	
13	A 887 R	B1000—(—)	U-Bolt, Front Axle (BW only)	
14	(AA 649 R	B1000-8973	Housing, A879R, Front Axle, with Pivot Pins (BW only)	
	(AA 729 R	B8974—(—)	Housing, A1100R, Front Axle, with Pivot Pins (BW only)	
	(AB 1354 R	B41679—(—)	Housing, B1207R, Front Axle, with Pivot Pins (BWH only)	
15	(AB 618 R	325000—	Rod, Radius, with Pivot	
16A	(AB 429 R	B1000-1803	Axle, Front, with Bearing Spacer (BN only)	
16B	(AB 411 R	B1804—(—)	Axle, Front, with Bearing Spacer (BN only)	
17	B 547 R	B1804—(—)	Spacer, Front Axle Bearing (BN only)	
18A	B 548 R	B1804—(—)	Nut, Front Axle Bearing Adjusting (BN only)	
18B	B 551 R	B1000—(—)	Nut, Front Axle (BN only)	
19	B 549 R	B1000—(—)	Plate, Lock Front Axle Nut (BN only)	

FRONT AXLE—Continued

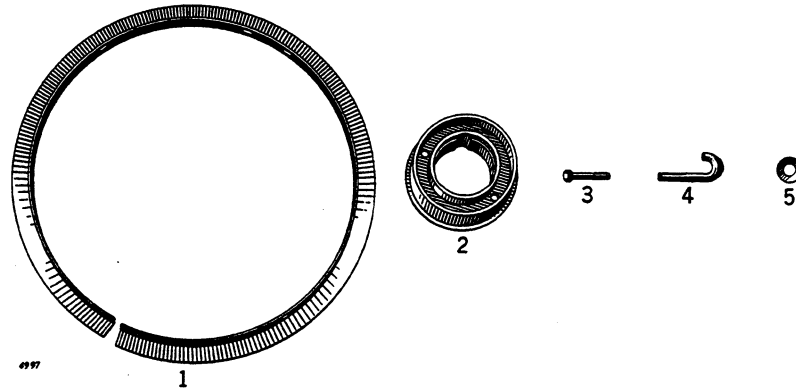
Key	Part No.	B	BR-BO	Description
20	AB 452 R	B1000-()	Bracket, B574R, Front Axle Pivot, with Bushing (BW only)
21A	(AA 730 R	B8974-()	Knee with Bushing and Pin, Front Axle (BW only)
	AB 1355 R	B51679-()	Knee with Bushings, Front Axle (BWH only)
21B	AA 650 R	B1000-8973	Knee with Bushings, Front Axle (BW only)
(Parts listed below are not illustrated.)				
	AB 1352 R	B51679-()	Housing Extension, B1210R, Front Axle, Short (BWH only)
	AB 1353 R	B51679-()	Housing Extension, B1211R, Front Axle, Long (BWH only)

FRONT WHEELS




Key	Part No.	B	BR-BO	Description
1A	AB 1029 R	B1000-29330	Cap, Hub, B920R, with Grease Fitting and Cap Screws (B only) (Sub. for AB241R) (Sub. AB867R and Three 1911096H)
1B	AA 1407 R	B29631	Cap, Hub, A1555R, with Grease Fitting, Front Wheel (Disk Type) (BW only)
	AB 867 R	B29331	Cap, Hub, B920R, with Grease Fitting, Front Wheel (Except BN and BW)
1C	AC 119 R	B1000	Cap, Hub, C167R, with Grease Fitting (BW, BR, BO only)
2A	B 102 R	B1000	Gasket, Front Wheel Hub Cap (Except BN and BW)
2B	A 1556 R	B1000	Gasket, Front Wheel Hub Cap (Disk Type) (BW only)
2C	C 677 R	B1000	Gasket, Front Wheel Hub Cap (Except B and BN)
3	B 89 R	B1000	Retainer, Front Wheel (Felt) (Except BW)
	D 635 R	B1000	Retainer, Front Wheel (Felt) (BW only)
4	D 636 R	B1000	Washer, Felt, Front Wheel (BW and BWH only) (2 used per Wheel) (Sub. for AA663R)
	B 90 R	B1000	Washer, Felt, Front Wheel (Except BW) (Sub. for AB474R)
5	JD 7209 R	B1000	Cone, with Rollers, Front Wheel, Outside Bearing (Except BN and BW)
	JD 7216 R	B1000	Cone, with Rollers, Front Wheel, Outside Bearing (BW only)
	JD 7222 H	B1000	Cone, with Rollers, Front Wheel, Inside Bearing (Except BN and BW)
	JD 7222 H	B1000	Cone, with Rollers, Front Wheel, R.H. and L.H. Bearings (BN only)
	JD 7224 R	B1000	Cone, with Rollers, Front Wheel, Inside Bearing (BW only)
6	JD 7259 R	B1000	Cup, Front Wheel, Outside Bearing (Except BN and BW)
	JD 7266 R	B1000	Cup, Front Wheel, Inside Bearing (Except BN and BW)
	JD 7266 R	B1000	Cup, Front Wheel, R.H. and L.H. Bearings (BN only)
	JD 7266 R	B1000	Cup, Front Wheel, Outside Bearing (BW only)
	JD 7270 R	B1000	Cup, Front Wheel, Inside Bearing (BW only)
7	AB 1028 R	B1000-29478	Nut, Front Wheel Bearing, with Hub Cap and Cap Screws (B only) (Sub. for B103R)
	AB 1032 R	B29479	Nut, Front Wheel Bearing, with Cap Screw (Except BN and BW)
	AD 452 R	B1000	Nut, Front Wheel Knuckle (BW only)
8	JD 17 R	B1000	Bolt, Front Wheel Hub to Disk and Rim (Disk Type Wheel) (Except BN)
	JD 19 R	B1000	Bolt (Use with JD1268R Wheel)
9	JD 7759	B1000	Grease, Fitting, No. 1610, Front Wheel Hub Cap (Except BN)
	JD 7759	B1000	Grease, Fitting, No. 1610 (BN only)
10A	AB 2708 R	B1000	Wheel, Front, with Bearing Cups, less Hub Cap (B only) (Sub. for AB358R)
	AC 885 R	B1000	Wheel, Front, with Bearing Races (BW only) (Sub. AA2345R)
10B	AB 642 R	B1000	Wheel, Front, with Bearing Cups
10C	AB 415 R	B1000	Wheel, B533R, Front, with Bearing Cups (B only) (Cast Disk)
10D	AA 847 R	B1000	Wheel, Front, with Races (BN only) (Sub. for AB427R)
11	AA 1399 R	B29631	Hub, A1553R, with Bearing Cups, Front Wheel (BW only) (Disk Type) (Will Fit B1000—)
	AB 1018 R	B29631	Hub, B919R, Front Wheel, with Cups (Will Fit 325000—)
	AB 1022 R	B29631	Hub, B918R, with Bearing Cups, Front Wheel (Disk Type) (B only) (Will Fit B1000—)
	AA 4267 R	B1000	Hub, A3004R, with Caps (Used with JD1268R Reversible Wheel) (5.50 x 16 Rubber Tires) (Sub. for AA3643R)
12A	AB 3080 R	B1000	Hub, B2015R, with Bearing Cups (B only) (Use with JD1262R Reversible Wheel) (5.50 x 16 Rubber Tires)
	AB 1023 R	B1000	Disk and Rim, Front Wheel, less Hub (B only)
	JD 1261 R	B1000	Disk and Rim, Front Wheel (Except B and BN) (Sub. One JD1275R Wheel)
	JD 1262 R	B1000	Disk and Rim, Front Wheel (Reversible) (For 5.50 x 16 Rubber Tires) (When used with AB3080R Hub and Six JD19R Bolts) (B only)
	JD 1268 R	B1000	Disk and Rim, Front Wheel (Reversible) (For 5.50 x 16 Rubber Tires) (When used with AA3643R Hub and Six JD19R Bolts) (BW, BR, BO)
	JD 1275 R	B1000	Disk and Rim, Front Wheel (Reversible) (For 5.50 x 16, 6- or 8-Ply Rubber Tire) (When used with AA1399R Hub and Six JD17R Bolts) (BW only)
	JD 1275 R	B1000	Disk and Rim, Front Wheel (Reversible) (For 5.50 x 16, 6- or 8-Ply Rubber Tire) (When used with AB1018R Hub and Six JD17R Bolts)
12B	AA 847 R	B1000	Wheel, Front, with Bearing Cups (For 7.50 x 10 and 9.00 x 10 Rubber Tires) (BN only)
	AB 1336 R	B1000	Wheel, Front, with Bearing Cups (For 6.50 x 16 and 7.50 x 16 Rubber Tires) (BNH only)
12C	AB 808 R	B1000	Wheel, Front, with Bearing Cups (For 5.00 x 15 Rubber Tires) (Spoke Type) (B only) (Sub. for AB378R)
	AB 809 R	B1000	(Sub. One AB1023R Wheel, One AB1022R Hub and Six JD17R Bolts)
	AA 950 R	B1000	Wheel, Front, with Bearing Cups (For 5.25 and 5.50 x 16 Rubber Tires) (Sub. for AB688R) (Sub. One JD1275R Wheel, One AB1018R Hub and Six JD17R Bolts)
				Wheel, Front, with Bearing Races (5.25 x 16 or 5.50 x 16) (BW only) (Sub. for AC1088R) (Sub. One JD1268R Wheel, One AA3643R Hub and Six JD19R Bolts)

GUIDE BANDS AND MISCELLANEOUS FRONT WHEEL EQUIPMENT




Key	Part No.	B	BR-BO	Description
1	AA 341 R	B1000—	325000—	Band, Front Wheel Guide (Two A215R) (1-1/2" High) (BW, BR, BO only)
	AA 383 R	B1000—	325000—	Band, Front Wheel Guide (Two A777R) (2" High) (BW, BR, BO only)
	B 552 R	B1000—	Band, Front Wheel Guide (1-1/2" High) (BN only)
	AB 203 R	B1000—	Band, Front Wheel Guide (Two B10R) (1-1/2" High) (B only)
	AB 418 R	B1000—	Band, Front Wheel Guide (Two B557R) (2" High) (B only)
	AB 418 R	B1000—	Band, Front Wheel Guide (Two B605R) (2-1/2" High) (B only) (Sub. for AB521R)
	AC 650 R	B1000—	325000—	Band, Front Wheel Guide (Two C1732R) (2-1/2" High) (BW, BR, BO only)
2	AA 2106 R	B29631—	Spacer, Front Wheel (Two A2275R) (B only)
3	JD 18 R	B29631—	Bolt, Front Wheel Spacer (B only)
4	A 1828 R	B1000—	325000—	Bolt, Hook, Wheel Weight
	B 559 R	B1000—	Bolt, Hook, Wheel Weight (B only)
	D 2184 R	B1000—	Bolt, Hook, Wheel Weight (BW only)
5	24H 991 R	B1000—	325000—	Washer on Weight to Wheel Bolt (3 used) (Sub. for 24H481R)
	24H 993 R	B1000—	325000—	Washer on Hook Bolt (3 used) (Sub. for 24H490R)
	D 2186 R	B1000—	Washer on Hook Bolt (BW only)
(Parts listed below are not illustrated.)				
	AA 388 R	B1000—	325000—	Bolt for Front Wheel Guide Band (Sixteen 7H720R with Nuts and Lock Washers) (BW, BR, BO only)
	AB 353 R	B1000—	Bolt for Front Wheel Guide Band (Fourteen 7H555R with Nuts and Lock Washers) (B only)
	AB 440 R	B1000—	Bolt for Front Wheel Guide Band (Seven 7H555R with Nuts and Lock Washers) (BN only)

CAST WHEELS



Key	Part No.	B	BR-BO	Description
1	AB 823 R	325000-332265	Wheel, Rear, Cast, B694R, with Studs and Nuts (For 11.25 x 24 Rubber Tires)
2	B 679 R	325000-334219	Wheel, Rear, Cast (For 9.00 x 28 Rubber Tires on BR Tractors with Rear Wheel Brakes)
3	B 633 R	325000-332265	Wheel, Rear, Cast (For 9.00 x 28 Rubber Tires)
4	AA 1078 R	325000-334219	Wheel, Rear, Cast, A1324R, with Studs and Nuts (For 11.25 x 24 Rubber Tires on BR Tractors with Rear Wheel Brakes)
5	AA 3816 R	B1000-59999	Wheel, Rear, Cast, A3149R, with Studs and Nuts (Also Order One B2187R Hub, One B2189R Clamp, One AA3818R Cap Screws and Lock Washers, One AA3819R Bolts to Hold Hub to Wheel)
6	AB 838 R	B1000-59999	Wheel, Rear, Cast, B695R, with Studs and Nuts (No Longer Sold, See AA3816R)
6	A 2759 R	332266-	Wheel, Rear, Cast (For 11-26 and 12-26 Rubber Tires)
7	B 1991 R	332266-334363	Wheel, Rear, Cast (For 10-28 Rubber Tires)

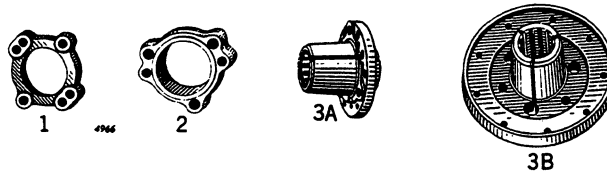
PRESSED STEEL WHEELS



PRESSED STEEL WHEELS—Continued

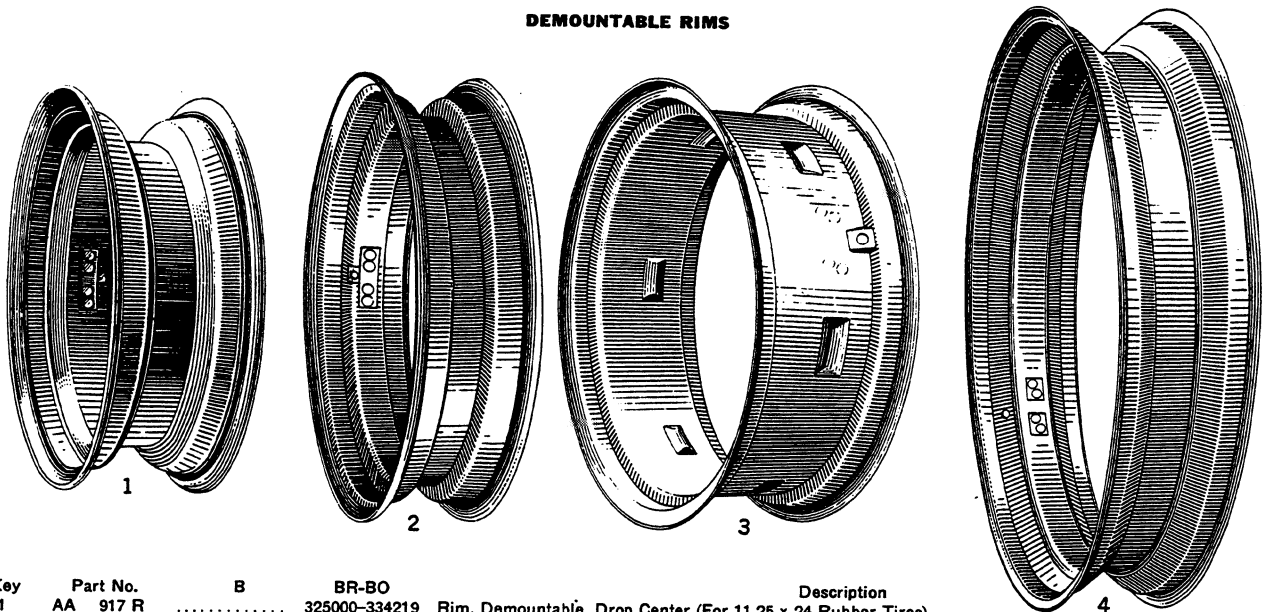
Key	Part No.	B	BR-BO	Description
1	AA 3860 R	B1000-59999	Wheel, Rear, Pressed Steel, with Rim (For 9-38 Rubber Tire) (Sub. for JD1249R) (Also Order One B1189R Clamp, One B2182R Hub, One AA3818R Cap Screws and Lock Washers, and One JD16R Hub to Wheel Bolts)
	AA 3861 R	B1000-59999	Wheel, Rear, Pressed Steel, with Rim (For 11-38 Rubber Tire) (Sub. for JD1260R) (Also Order One B1189R Clamp, One B2182R Hub, One AA3818R Cap Screws and Lock Washers, and One JD16R Hub to Wheel Bolts)
	AB 3441 R	B1000-59999	Wheel, Rear, Pressed Steel, with Rim (For 10-38 Rubber Tire) (Sub. for JD1253R) (Also Order One B1189R Clamp, One B2182R Hub, One AA3818R Cap Screws and Lock Washers, and One JD16R Hub to Wheel Bolts)
	AH 1149 R	B1000-59999	Wheel, Rear, Pressed Steel, with Rim (For 8-38 Rubber Tire) (Sub. for JD1250R) (Also Order One B1189R Clamp, One B2182R Hub, One AA3818R Cap Screws and Lock Washers, and One JD16R Hub to Wheel Bolts)

REAR WHEEL HUB AND CLAMPS



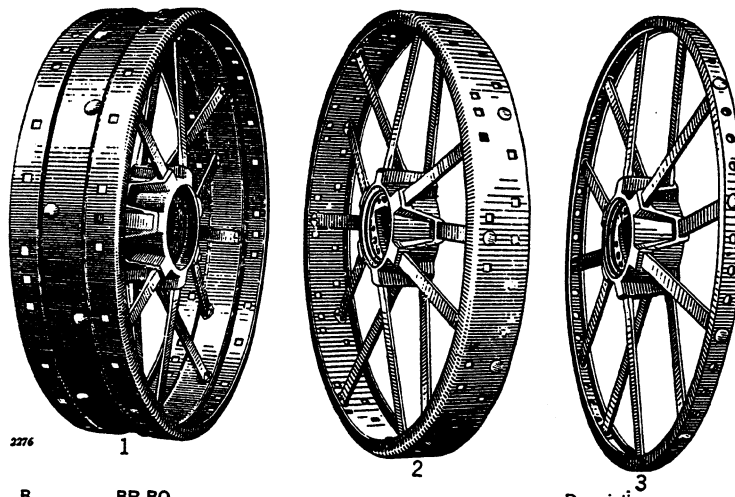
Key	Part No.	B	BR-BO	Description
1	B 25 R	B1000-59999	Clamp, Rear Wheel Hub (Parts for all Cast in Hub Rear Wheels)
2	B 1189 R	B1000-59999	Clamp, Rear Wheel Hub (Use with AA3860R, AB3441R, AA3861R and AH1149R Pressed Steel Wheels)
	B 2097 R	B1000-59999	Clamp, Rear Wheel Hub (Use with JD1265R and JD1266R)
	B 2189 R	B1000-59999	Clamp, Rear Wheel Hub (Use with AA3816R and JD1270R)
3A	B 2186 R	B1000-59999	Hub, Rear Wheel (Used with JD1265R and JD1266R)
	B 2187 R	B1000-59999	Hub, Rear Wheel (Used with AA3816R and JD1270R)
3B	B 2182 R	B1000-59999	Hub, Rear Wheel (Used with AA3860R, AA3861R, AB3441R and AH1149R Pressed Steel Rear Wheels)

DEMOUNTABLE RIMS




Key	Part No.	B	BR-BO	Description
1	AA 917 R	325000-334219	Rim, Demountable, Drop Center (For 11.25 x 24 Rubber Tires)
2	AB 667 R	325000-334219	Rim, Demountable, Drop Center (For B633R Wheels and 9.00 x 28 Rubber Tires)
	AB 667 R	325000-	Rim, Demountable, Drop Center (For B679R Wheels and 9.00 x 28 Rubber Tires)
3	AB 2942 R	332266-334363	Rim, Demountable (For 10-28 Rubber Tires) (Use with B1991R)
	AA 3160 R	332266-	Rim, Demountable (For 11-26 Rubber Tires) (Use with A2759R)
4	AA 2320 R	B1000-()	Rim, Demountable (For 9-38 Rubber Tires) (Use with AA3816R)
	AA 2320 R	B1000-()	Rim, Demountable (For 9-38 Rubber Tires) (Use with AA3816R) (Sub. for AB2560R)
	AA 2478 R	B1000-()	Rim, Demountable (For 11-38 Rubber Tires) (Use with AA3816R)
	AA 3033 R	B1000-()	Rim, Demountable (For 10-38 Rubber Tires) (Use with AA3816R)
	AB 1452 R	B1000-()	Rim, Demountable, with Side Ring for B695R Cast Wheel with 7.50 x 36 and 9.00 x 36 Rubber Tires (Use with AA3816R)

STEEL REAR WHEELS



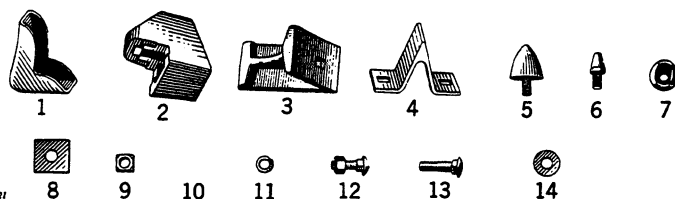
Key	Part No.	B	BR-BO	Description
1	JD 1221 R	325000-	Wheel, Rear, 48" x 8" (Flat Tire)
2	JD 1265 R	B1000-59999	Wheel, Rear, 48" x 5-1/4" Flat Tire (Sub. for JD1215R) (Also Order One AA3818R Cap Screws and Lock Washers, One B2186R Hub, One AA3819R Hub to Wheel Bolts and One B2097R Clamp)
3	JD 1266 R	B1000-59999	Wheel, Rear, Skeleton (Sub. for JD1224R) (Also Order One AA3818R Cap Screws and Lock Washers, One AA3819R Hub to Wheel Bolts, One B2186R Hub and One B2097R Clamp)

SPOKE TYPE RUBBER TIRE WHEELS



Key	Part No.	B	BR-BO	Description
1	JD 1270 R	B1000-59999	Wheel, Spoke Type (For 7.50 x 36 or 9.00 x 36 Rubber Tires) (Sub. for AA3814R and AB374R) (Also Order One AA3818R Cap Screws and Lock Washers, One AA3819R Hub to Wheel Bolts, One B2187R Hub and One B2189R Clamp)
2	(AB 727 R AB 1316 R) B46175-(—)	325000-332265	Wheel, Rear, Spoke Type (For 11.25 x 24 Rubber Tires) (Sub. for AC1070R) Wheel, Rear, Spoke Type (BNH, BWH only)

LUGS



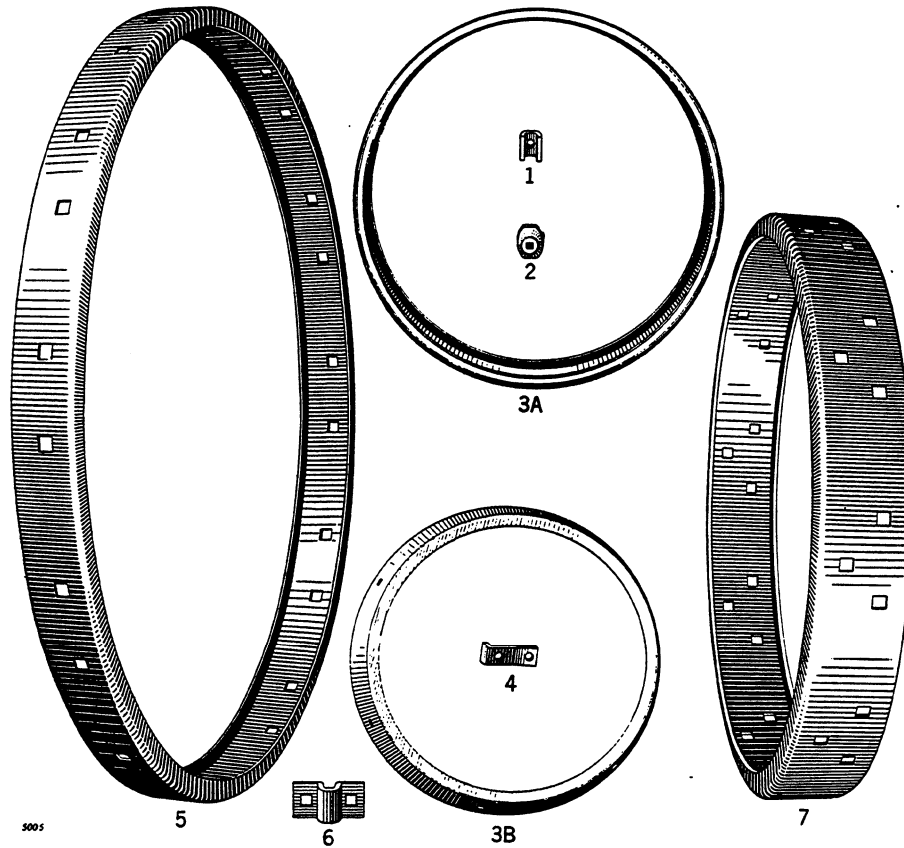
Key	Part No.	B	BR-BO	Description
1	AD 2852 R	B1000—	325000—	Lug, Spade (4" High) (Eight D233R) (Sub. for AB3180R)
	AD 2853 R	B1000—	325000—	Lug, Spade, Heavy-Duty (4" High) (Eight D2447R) (Sub. for AB3181R)
	AD 2854 R	B1000—	325000—	Lug, Spade (5" High) (Eight D1078R) (Sub. for AB3182R)
	AD 2855 R	B1000—	325000—	Lug, Spade, Heavy-Duty (5" High) (Eight D2121R) (Sub. for AB3183R)
2	AB 351 R	B1000—	325000—	Lug, Cast, Skeleton Rear Wheel (Ten B496R)
3	AB 488 R	B1000—	325000—	Lug, Sand (Five C2199R) with Bolts, Nuts and Lock Washers
4	AD 2857 R	B1000—	325000—	Lug, Spade "A" Shaped (5" High) (Eight D1283R) (Sub. for AB500R)
5	AC 648 R	B1000—	325000—	Lug, Cast Cone (Twelve AC649R) (Sub. for AB723R)
6	AA 4978 R	B1000—	325000—	Lug, Spud (Eight A1298R) with Lock Washers and Nuts (Sub. for AB773R)
7	AB 446 R	B1000—	325000—	Lug, Button (Forty C1646R) with Bolts, Lock Washers and Nuts (No Longer Sold)
8	AD 2856 R	B1000—	325000—	Washer, Spade Lug and Sand Lug (Eight D938R) (Sub. for AB3186R or AB3187R)
9	A 685 R	B1000—	325000—	Spacer, Skeleton Rear Wheel Cast Lug
10	D 411 R	B1000—	325000—	Bolt, Spade Lug, 3/4" x 1-7/8" (Also Order 14H404R) (Sub. for AB366R, AC488R and AD2803R)
11	12H 75 R	B1000—	325000—	Washer, Lock, Skeleton Rear Wheel Cast Lug (Special)
12	C 1517 R	B1000—	325000—	Bolt with Nut, Sand Lug, 3/4" x 2-1/4" (Order AC1301R, Pkg. of 25)
13	AB 352 R	B1000—	325000—	Bolt, Skeleton Rear Wheel Cast Lug, 3/4" x 3" (Forty 3H843R) with Spacers, Lock Washers and Nuts
14	24H 992 R	B1000—	325000—	Washer, Button Lug (Sub. for 24H482R)

MISCELLANEOUS PARTS FOR REAR WHEELS



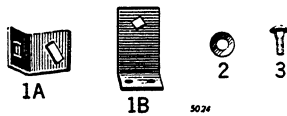
Key	Part No.	B	BR-BO	Description
1	24H 560 R	B1000—	325000—	Washer, Wheel Weight Hook Bolt (Sub. for 24H502R)
	24H 993 R	B1000—	325000—	Washer, Wheel Weight Hook Bolt (Sub. for 24H490R)
	24H 994 R	B1000—	325000—	Washer, Wheel Weight Bolt (Sub. for 24H496R)
2	D 2184 R	B1000—	325000—	Bolt, Hook, Wheel Weight to Wheel
3	A 5292 R	B1000—	325000—	Stud, Rim Clamp to Rear Wheel, 5/8" x 2-1/4" (Sub. for C1479R)
	D 2882 R	B1000—	325000—	Stud, Rim Clamp to Rear Wheel, 3/4" x 3-1/2"
4A	A 2760 R	B1000—	325000—	Clamp, Rim (For A2759R and B1991R Wheels)
4B	B 634 R	B1000—	325000—	Clamp, Rim (For Cast Wheels)
4C	D 2526 R	B1000—	325000—332265	Clamp, Rim (For B694R Wheel)
5	A 1325 R	B1000—	325000—	Bolt without Nut, Rear Wheel (For BR Tractors Equipped with Rear Wheel Brakes)
	C 1716 R	B1000—	325000—	Bolt without Nut, Rear Wheel
6	B 568 R	B1000—59999	325000—	Screw, Cap, Hub Clamp to Hub (Use with B25R Hub Clamp)
	B 1190 R	B1000—	325000—	Screw, Cap, Hub Clamp to Hub (Use with AA3816R, AA3860R, AA3861R, AB3441R, AH1149R, JD1265R, JD1266R and JD1270R Rear Wheels)
	AA 3818 R	B1000—	325000—	Screw, Cap (Set of Three B1190R) Hub Clamp to Hub (Use with AA3816R, AA3860R, AA3861R, AB3441R, AH1149R, JD1265R, JD1266R, and JD1270R Rear Wheels)
7	JD 16 R	B1000—	325000—	Bolt in B2182R Hub (9 used)
	AA 4173 R	B1000—	325000—	Bolt, Hub to Wheel (Set of Nine JD16R) (Use with AA3860R, AA3861R, AB3441R and AH1149R, Pressed Steel Rear Wheels)
8	A 2961 R	B1000—	325000—	Bolt, Hub to Wheel (Use with AA3816R, JD1265R, JD1266R and JD1270R Rear Wheels)
	AA 3819 R	B1000—	325000—	Bolt, Hub to Wheel (Set of Six A2961R, Six 14H398R Nuts and Six 12H15R Lock Washers) (Use with AA3816R, JD1265R, JD1266R and JD1270R Rear Wheels)

EXTENSION RIMS



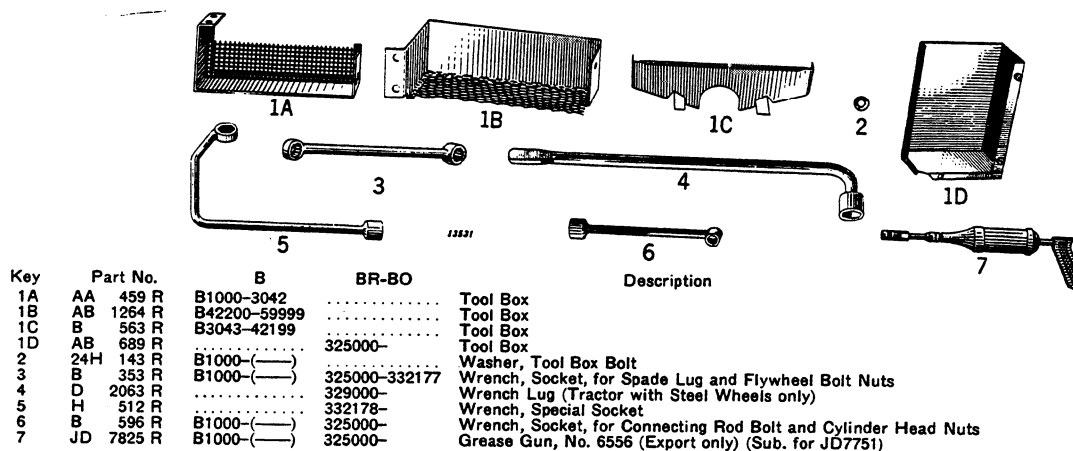
Key	Part No.	B	BR-BO	Description
1	D 583 R	325000-	Clamp, Front Wheel Extension Rim to Wheel
2	D 584 R	325000-	Washer, Front Wheel Extension Rim Clamp
3A	AC 99 R	325000-	Rim (Two C722R with Clamp and Washer) (Front Wheel Extension) (5" Wide)
3B	AB 466 R	B1000-()	Rim (One B575R with Clip and Bolt) (Front Wheel Extension) (B only)
4	C 2309 R	B1000-()	Clip, Front Wheel Extension Rim (B only)
5	B 500 R	B1000-()	Rim, Extension, Rear Wheel (5-1/4" Wide)
6	AB 365 R	B1000-()	325000-	Clip (Ten C1030R) Rear Wheel Extension Rim
7	B 658 R	325000-	Rim, Extension, Rear Wheel (7-1/2" Wide)

ROAD BANDS




Key	Part No.	B	BR-BO	Description
1A	C 2148 R	B1000-()	325000-	Support, Rear Wheel (For Road Band)
1B	B 578 R	B1000-()	325000-	Support, Road Band
2	24H 560 R	B1000-()	Washer, Rear Wheel Support to Road Band Support (Sub. for 24H502R)
	D 938 R	B1000-()	325000-	Washer, Drive Wheel Support to Wheel Bolt
3	D 411 R	B1000-()	325000-	Bolt, Rear Wheel Support to Road Band Support (Also Order 14H404R Nut)
	D 411 R	B1000-()	325000-	Bolt, Rear Wheel Support to Rear Wheel (Road Band) (Also Order 14H404R Nut)
(Parts listed below are not illustrated.)				
AB	473 R	B1000-()	Road Band with Supports and Rivets (Sub. for B577R)
AB	873 R	325000-	Road Band with Supports

TOOL BOX AND TOOLS



Key	Part No.	B	BR-BO	Description
1A	AA 459 R	B1000-3042		Tool Box
1B	AB 1264 R	B42200-59999		Tool Box
1C	B 563 R	B3043-42199		Tool Box
1D	AB 689 R		325000-	Tool Box
2	24H 143 R	B1000-()		Washer, Tool Box Bolt
3	B 353 R	B1000-()	325000-332177	Wrench, Socket, for Spade Lug and Flywheel Bolt Nuts
4	D 2063 R		329000-	Wrench Lug (Tractor with Steel Wheels only)
5	H 512 R		332178-	Wrench, Special Socket
6	B 596 R	B1000-()	325000-	Wrench, Socket, for Connecting Rod Bolt and Cylinder Head Nuts
7	JD 7825 R	B1000-()	325000-	Grease Gun, No. 6556 (Export only) (Sub. for JD7751)

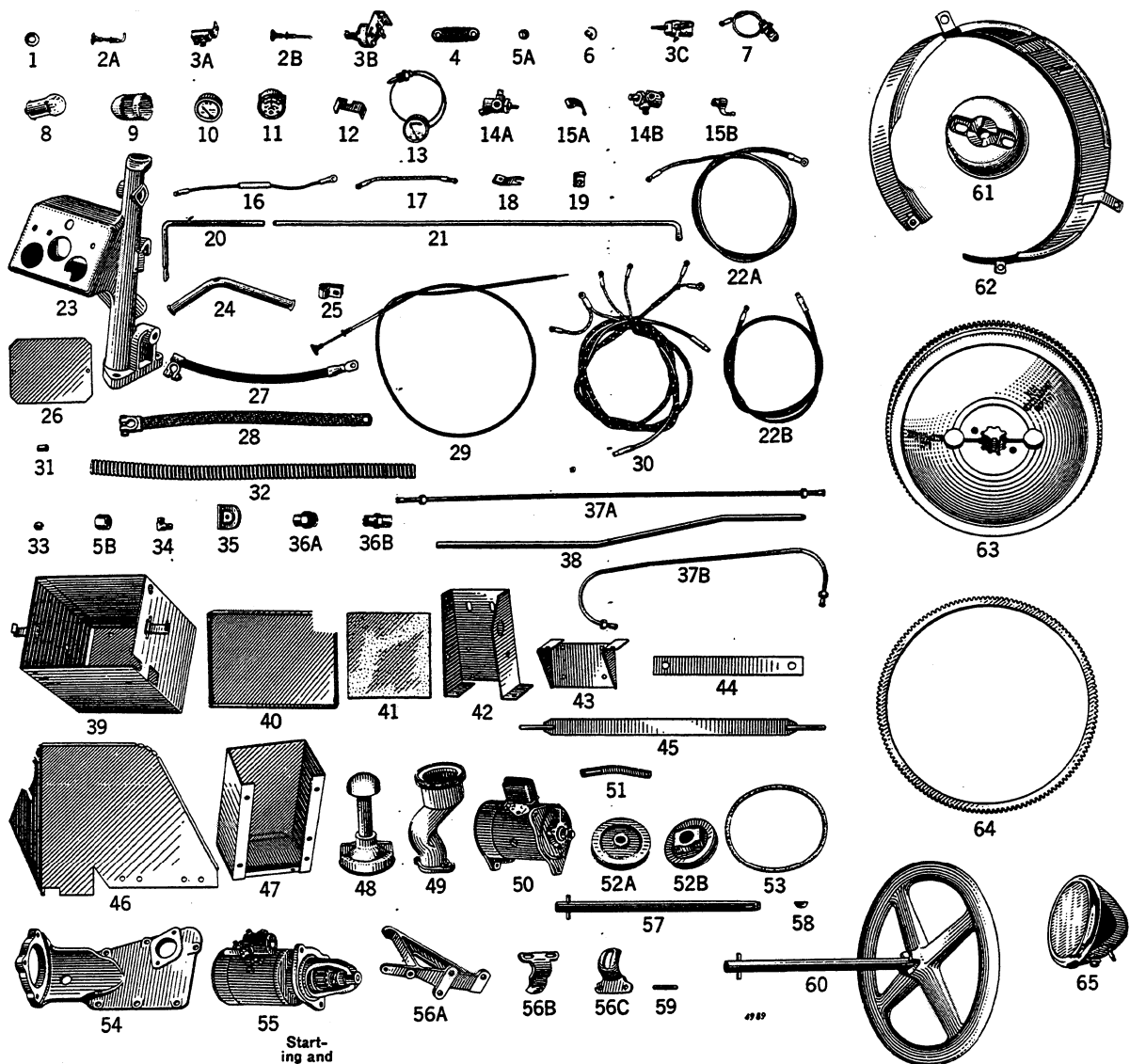
WHEEL SCRAPERS



Key	Part No.	B	BR-BO	Description
1A	A 1085 R	B1000-()		Bracket, L.H. Rear Wheel Scraper
1B	A 1084 R	B1000-()		Bracket, R.H. Rear Wheel Scraper
2A	AA 700 R	B1000-()		Holder, A1087R, Rear Wheel Scraper Blade
2B	C 264 R		326009-	Holder, Rear Wheel Scraper Blade
3	24H 197 R	B1000-()		Washer, Front Wheel Scraper to Knuckle
4	A 1090 R	B1000-()		Spacer, Rear Wheel Scraper Blade
5	E 2229 RT	B1000-()		Stud, Rear Wheel Scraper Bracket, 5/8" x 4-5/8"
6A	AA 701 R	B1000-()		Blade, Scraper, Assembly (Rear Wheel)
6B	B 867 R		326009-	Blade, Rear Wheel Scraper
6C	B 657 R	B1000-()		Blade, Front Wheel Scraper (B only)
7A	(B) 908 R		327160-	Bar, Scraper, R.H.
7B	(B) 909 R		327160-	Bar, Scraper, L.H.
7C	B 866 R		326009-327159	Bar, Rear Wheel Scraper
8	B 868 R		326009-	Bar, Rear Wheel Extension Rim Scraper
	AB 549 R	B1000-()		Scraper, Front Wheel (B only)

TRACTORS—MODELS "B" AND "BR"—"BO" (NOT STYLED)

MODELS "BR"—"BO" STARTING AND LIGHTING EQUIPMENT



Key	Part No.	BR-BO	Starting and Lighting	Lighting	Starting	Description
1	24H 154 R	325000—	X	X	X	Washer on Dash Lamp Hole Truss Head Bolt
	B 1664 R	325000—	X	X	X	Washer on Swivel Pin, Choke and Lever Shaft Assembly
	24H 39 R	325000—	X	X	X	Washer on Generator Adjusting Strap to Generator Cap Screw
	24H 143 R	325000—	X	X	X	Washer in Dash Lamp Hole in Dash
2A	AB 1838 R	325000—	X	X	X	Rod, Starter Switch Control
2B	AB 1189 R	325000—332612	X	X	X	Rod, Light Switch Control (Parts only for AB2687R Light Switch)
3A	AB 1837 R	325000—	X	X	X	Switch, Starter Pull
3B	AB 2687 R	325000—332612	X	X	X	Switch, Light (Sub. AF687R)
3C	AF 687 R	325000—	X	X	X	Switch, Light (6 Volt) (Sub. for AB2687R)
4	1838155	325000—332612	X	X	X	Resistance Assembly (Parts for AB2687R)
5A	14H 383 R	325000—332612	X	X	X	Nut, 3/8", on Light Switch Control Rod (Parts only for AB2687R Light Switch)
	A 2069 R	325000—	X	X	X	Nut, Solder Bushing, on Pressure Gauge Oil Pipe (Used only on Copper Pipes)
	A 2069 R	325000—	X	X	X	Nut, Solder Bushing, on Fuel Pipe (Used only on Copper Pipes)
	A 2069 R	325000—	X	X	X	Nut, Solder Bushing, on Gasoline Pipe (Used only on Copper Pipes)
	14H 774 R	332613—	X	X	X	Nut, 3/8", on Light Switch (Will Fit 325000—332612 if AB2687R has been Replaced with AF687R) (Sub. for 14H651R)
5B	A 2500 R	332042—	X	X	X	Nut, Compression Type, on Oil Pressure Gauge Oil Pipe
6	F 690 R	332613—	X	X	X	Knob, Light Switch Control (Will Fit 325000—332612 if AB2687R has been Replaced with AF687R)
7	AD 2834 R	325000—	X	X	X	Lamp, Dash (Sub. for AD1855R)
8	AB 2582 R	325000—	X	X	X	Bulb, Dash Light (6-Volt) (Parts for AD1885R)
9	AD 2934 R	325000—334459	X	X	X	Hood, Dash Light (Parts for AD1855R) (Sub. for B1728R)
	A 3032 R	334460—	X	X	X	Hood, Dash Light (Parts for AD1855R)
10	AA 1730 R	325000—332041	X	X	X	Gauge, Oil Pressure
	AF 2775 R	332042—	X	X	X	Gauge, Oil Pressure (Sub. for AB1549R)
11	AF 2749 R	325000—	X	X	X	Ammeter with Clamp (Sub. for AB2568R)
12	A 1712 R	325000—	X	X	X	Clamp, Heat Indicator
13	AB 3066 R	325000—	X	X	X	Indicator, Heat
14A	AB 1545 R	325000—332099	X	X	X	Fuel Cock, Three-Way (Notched Stem) (Parts only on Tractors with Starting and Lighting Equipment Equipped with AB1545R Three-Way Fuel Cock, Identified by Notched Stem)
14B	AB 2805 R	332100—	X	X	X	Fuel, Cock, Three-Way



TRACTORS—MODELS "B" AND "BR"—"BO" (NOT STYLED)

49

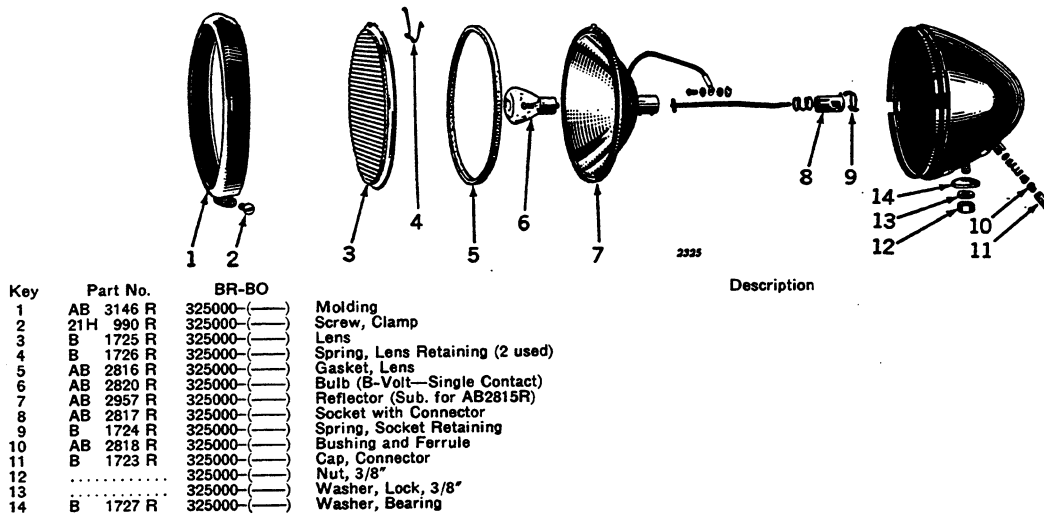
MODELS "BR"—"BO" STARTING AND LIGHTING EQUIPMENT—Continued

Key	Part No.	BR-BO	Start- ing and Light- ing	Light- ing	Start- ing	Description
15A	B 1535 R	325000-332099	X	X	Indexing, Stop, Three-Way Fuel Cock (Parts only on Tractors with Starting and Lighting Equip- ment Equipped with AB1545R Three-Way Fuel Cock Identified by Notched Stem)
15B	B 1901 R	332100-(—)	X	X	Indexing Stop, Three-Way Fuel (Parts only on Tractors with Starting and Lighting Equipment Equipped with AB2805R Three-Way Fuel Cock Identified by Round Stem)
16	AF 701 R	332613-(—)	X	X	X	Fuse, Lead Ammeter to Light Switch (Will Fit 325000-332612 if AB2687 has been Replaced with AF687R)
17	AA 4845 R	325000-(—)	X	X	Wire, Ammeter to Starting Switch (Sub. for AB1840R)
18	B 1592 R	325000-(—)	X	X	Support, Choke Tube
19	A 2610 R	325000-(—)	X	X	Clip, Wiring Harness to Tractor (Sub. for A1225R)
	A 2610 R	325000-(—)	X	X	X	Clip, Rear Lamp Wire to Tractor (Sub. for A1225R)
	A 2610 R	325000-(—)	X	X	Clip, Choke Tube to Tank Support (Sub. for A1225R)
20	B 1655 R	325000-(—)	X	X	X	Shaft, Speed Control
21	B 1651 R	325000-332099	X	X	Rod, Fuel Control (Parts only on Tractors with Starting and Lighting Equipment Equipped with AB1545R Three-Way Fuel Cock, Identified by Notched Stem)
	B 1903 R	325000-(—)	X	X	Rod, Fuel Control (Parts only on Tractors with Starting and Lighting Equipment Equipped with AB2805R Three-Way Fuel Cock Identified by Round Stem)
22A	AB 1964 R	325000-(—)	X	X	Wire, Starter Switch to Magnetic Switch
	AB 1965 R	325000-(—)	X	X	Wire, Ammeter to Magnetic Switch
	AB 1978 R	325000-(—)	X	Wire, Ammeter to Battery
22B	AB 1963 R	325000-(—)	X	X	Wire, Rear Lamp
23	B 1642 R	325000-(—)	X	X	X	Support, Dash and Steering Shaft
24	B 1647 R	325000-(—)	X	X	X	Conduit, Wiring Harness
25	B 1588 R	325000-(—)	X	X	X	Clip, Conduit
26	B 1645 R	325000-(—)	X	X	X	Cover, Dash
27	AB 1968 R	325000-(—)	X	X	Cable, Magnetic Switch to Battery
28	AB 1197 R	325000-(—)	X	X	X	Cable, Battery Ground
29	AB 4227 R	325000-(—)	X	X	Rod and Tube, Choke (Sub. for AB1961R)
30	AB 1962 R	325000-(—)	X	X	Harness, Wiring
	AB 1979 R	325000-(—)	X	Harness, Generator Wiring
31	E 2150 R	325000-(—)	X	X	Gland, Solder Bushing, on Fuel Pipe (Used only on Copper Pipes)
	E 2150 R	325000-(—)	X	X	Gland, Solder Bushing, on Gasoline Pipe (Used only on Copper Pipes)
	E 2150 R	325000-(—)	X	X	X	Gland, Solder Bushing, on Pressure Gauge Pipe (Used only on Copper Pipes)
32	B 1644 R	325000-(—)	X	X	X	Conduit, Starting and Lighting Control
33	A 2499 R	332042-(—)	X	X	X	Sleeve on Oil Pressure Gauge Oil Pipe
34	D 417 R	325000-332041	X	X	X	Elbow, Pressure Gauge Oil Pipe to Governor Case
35	B 1654 R	325000-(—)	X	X	Bracket, Fuel Control
36A	A 2564 R	332042-(—)	X	X	X	Connector, Compression Type, Oil Pressure Gauge to Oil Pressure Gauge Oil Pipe
36B	A 2502 R	332042-(—)	X	X	X	Connector, Governor Case to Oil Pressure Gauge Oil Pipe
37A	AB 1960 R	325000-332041	X	X	X	Pipe, Oil Pressure Gauge
37B	AB 1970 R	325000-(—)	X	X	Pipe, Fuel
	AB 1971 R	325000-(—)	X	X	Pipe, Gasoline
38	B 1646 R	325000-(—)	X	X	X	Pipe, Ventilator
39	AB 1194 R	325000-(—)	X	X	X	Box, Battery
40	B 1029 R	325000-(—)	X	X	X	Lid, Battery Box
41	B 1589 R	325000-(—)	X	X	X	Pad, Battery
42	B 999 R	325000-(—)	X	X	X	Support, Battery Box
43	B 1025 R	325000-(—)	X	X	X	Brace, Battery Box
44	B 998 R	325000-(—)	X	X	X	Plate, Battery Clamp Cross
45	AB 1196 R	325000-(—)	X	X	X	Clamp, Battery, with Bolts
46	AB 1973 R	325000-(—)	X	X	Front, Orchard Fender, L.H.
47	AA 1911 R	325000-(—)	X	X	X	Box, Tool
48	AB 1969 R	325000-(—)	X	X	Cover, B55R, Breather, with Stack
49	B 1649 R	325000-(—)	X	X	Body, Breather
50	A 1204 R	325000-(—)	X	X	X	Generator (Delco-Remy No. 1101356 or No. 1101385) (Sub. AP19305H)
51	B 1033 R	325000-(—)	X	X	X	Strap, Generator Adjusting
52A	B 1030 R	325000-(—)	X	X	X	Pulley, Generator
52B	AA 1930 R	325000-(—)	X	X	X	Pulley, D2911R, Generator Drive
53	A 1230 R	325000-(—)	X	X	X	Belt, Generator
54	AB 2598 R	325000-(—)	X	X	Cover, B1595R, Crankcase
55	AB 1845 R	325000-(—)	X	X	Motor, Starting, with Magnetic Switch (Delco-Remy No. 110724) (Sub. AB4092R)
56A	B 1031 R	325000-(—)	X	X	X	Bracket, Generator
56B	B 1028 R	325000-(—)	X	X	Bracket, Head Lamp
56C	D 2914 R	325000-(—)	X	X	Bracket, Lamp, Rear
57	AB 2571 R	325000-(—)	X	X	Shaft, Cranking (Use with Steering Wheel)
58	26H 17 R	325000-(—)	X	X	Key, Woodruff, in Cranking Shaft
59	B 1662 R	325000-(—)	X	X	Pin, Cranking Shaft
60	AB 1956 R	325000-332058	X	X	Wheel, Cranking, with Shaft and Pin
61	B 1608 R	325000-(—)	X	X	Ratchet, Flywheel Crank
62	AB 1856 R	325000-(—)	X	X	Guard, Flywheel, with Supports
63	AB 2686 R	325000-(—)	X	X	Flywheel, B1606R, with Crank Ratchet
64	B 1607 R	325000-(—)	X	X	Gear, Flywheel Starter
65	AB 3144 R	325000-(—)	X	X	Lamp, R.H. (7" Dia.)
	AB 3145 R	325000-(—)	X	X	Lamp, L.H. (7" Dia.)
	AD 2450 R	325000-(—)	X	X	Lamp, Rear (7" Dia.)
(Parts listed below are not illustrated.)						
	A 2791 R	332042-(—)	X	X	X	Pipe, Oil, Oil Pressure Gauge
	B 997 R	325000-(—)	X	X	X	Bolt, Battery Clamp
	A 3082 R	325000-(—)	X	X	Cover, Starting Motor Terminal

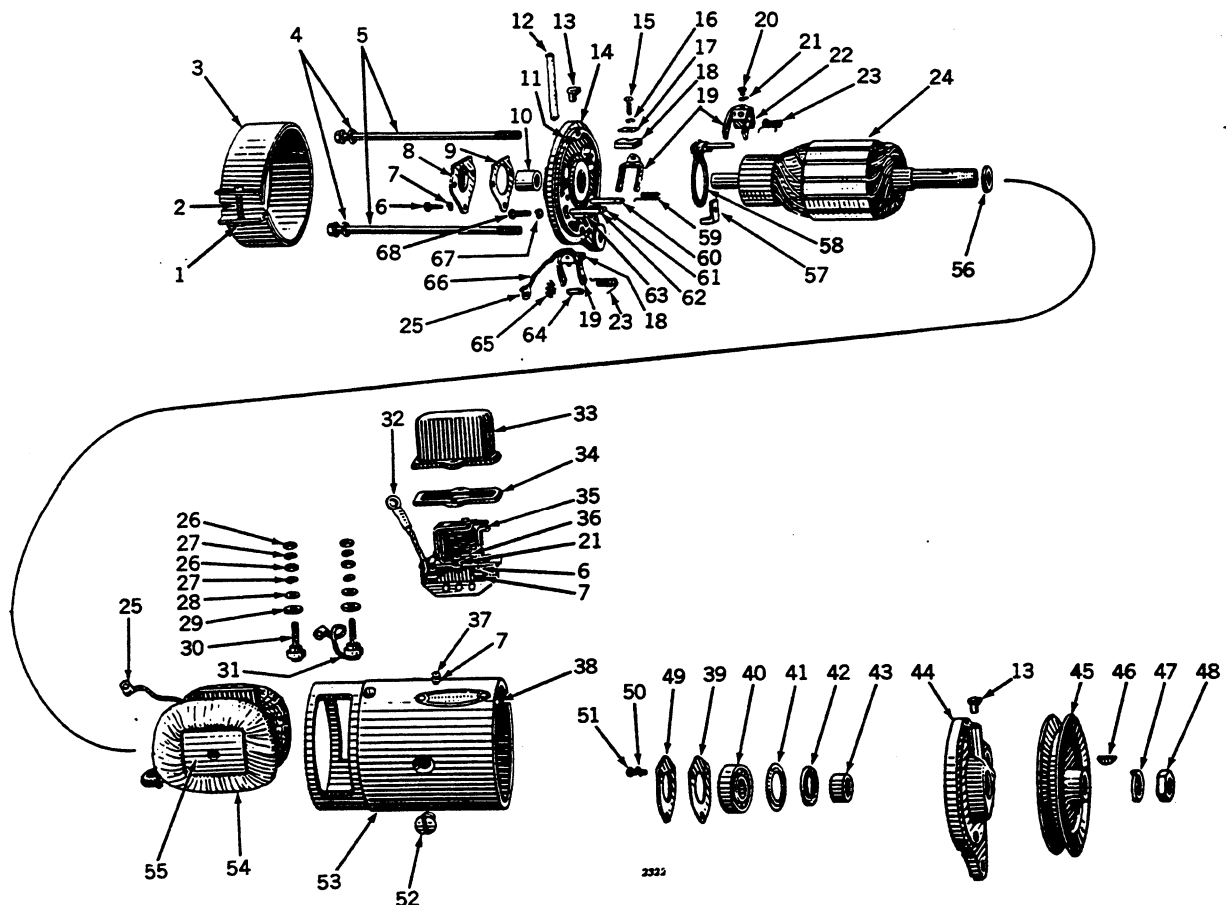


TRACTORS—MODELS "B" AND "BR"—"BO" (NOT STYLED)

PARTS FOR AB3144R, AB3145R, AND AD2450R FRONT AND REAR LAMPS ("BR-BO") (7" IN DIAMETER)



AB1204R AND AB4078R (DELCO-REMY No. 1101356 AND No. 1101385) GENERATORS ("BR-BO")



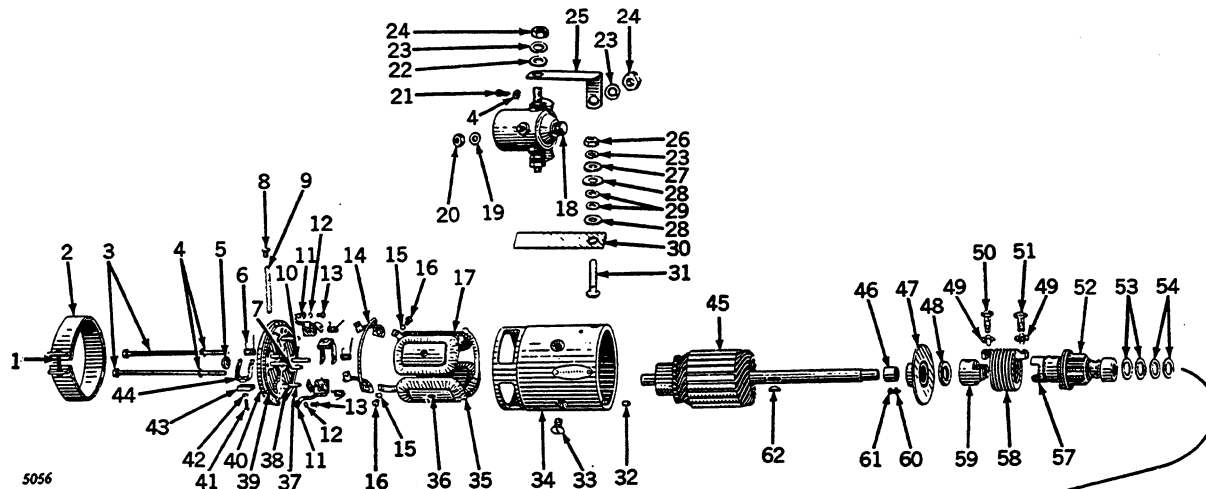
TRACTORS—MODELS "B" AND "BR"—"BO" (NOT STYLED)

51

AB1204R AND AB4875R GENERATORS ("BR-BO")—Continued
(Delco-Remy No. 1101356 and No. 1101385)

Key	Part No.	BR-BO	Description
1	14H 631 R	325000-	Nut
2	21H 986 R	325000-	Screw (Sub. for 21H985R)
3	1872638	325000-	Band, Cover
4	12H 10 R	325000-	Washer, Lock (2 used) (Sub. for 12H68R)
5	815018	325000-	Bolt (2 used)
6	R 11100 R	325000-	Screw (5 used) (Sub. for 1881998 and 1864099)
7	A 3008 R	325000-	Washer, Lock (7 used)
8	820524	325000-	Plate, End Cover
9	817220	325000-	Gasket, End Cover Plate
10	AA 3497 R	325000-	Bushing
11	R 11086 R	325000-	Pin, Dowel (Sub. for 809062)
12	804076	325000-	Wick, Oil (Felt)
13	E 2302 RT	325000-	Oil (2 used)
14	817216	325000-	Frame, Commutator End, with Pins
	1911097	325000-	Plug, Oil Hole (Sub. for 816315)
15	451608	325000-	Screw (3 used) (Sub. for 1862803)
16	A 765 R	325000-	Washer, Lock (3 used)
17	809551	325000-	Washer, Brush (Rectangular) (3 used)
18	1880998	325000-	Brush, Main (2 used) (Sub. for 1836664)
19	809642	325000-	Holder, Brush (3 used)
20	21H 961 R	325000-	Screw (2 used)
21	R 11106 R	325000-	Washer, Lock (4 used) (Sub. for 802730)
22	1880998	325000-	Brush, Third (Sub. for 1880225)
23	809644	325000-	Spring, Third and Ground Brush (2 used)
24	1921351	325000-	Armature (Sub. for 1841027 and 1917164)
25	200362	325000-	Terminal, Brush Lead (2 used) (Sub. for 200182)
26	14H 608 R	325000-	Nut (4 used)
27	A 3011 R	325000-	Washer, Lock (4 used)
28	A 3031 R	325000-	Washer, Plain (2 used)
29	R 11098 R	325000-	Washer, Insulating (2 used) (Sub. for 1858753)
30	1858749	325000-	Stud Assembly, Terminal (2 used)
31	1858754	325000-	Stud, Terminal, and Lead Assembly
32	1911485	325000-	"A" Terminal to Relay Lead (Sub. for 1872661)
33	1859786	325000-	Cover, Relay (Clamp Type)
	1859787	325000-	Clamp, Relay Cover
	1881250	325000-	Cover, Relay (Screw Fastened Type)
34	1871836	325000-	Gasket, Clamp Type Cover
	1881251	325000-	Gasket, Screw Type Cover
35	1116809	325000-	Relay Assembly with Cover
36	21H 238 R	325000-	Screw (2 used)
37	21H 971 R	325000-	Screw (2 used)
38	R 11087 R	325000-	Pin, Dowel (Sub. for 809593)
39	R 11110 R	325000-	Gasket, Retainer Plate (Sub. for 1855701 and 1912008)
40	JD 7180 R	325000-	Bearing, Ball
41	R 11094 R	325000-	Plate, Felt Retainer (Sub. for 819104)
42	809961	325000-	Washer, Felt
43	817224	325000-	Collar, Outside
44	817223	325000-	Frame, Drive End
45	B 1030 R	325000-	Pulley, Generator
46	26H 72 R	325000-	Key, Woodruff
47	804000	325000-	Washer, Lock
48	806915	325000-	Nut
49	R 1109 R	325000-	Plate, Bearing Retainer (Sub. for 1855702 and 1911263)
50	A 3009 R	325000-	Washer, Lock (3 used)
51	R 11105 R	325000-	Screw (3 used) (Sub. for 1866970 and 1904829)
52	R 11097 R	325000-	Screw (2 used) (Sub. for 1843646)
53	1867168	325000-	Frame, Main
54	1902102	325000-	Coil, Field
55	816331	325000-	Shoe, Pole (2 used) (Sub. Two 1914618, One 1913554 and Two 1914491)
56	R 11088 R	325000-	Washer, Inside Spacing (Sub. for 809945)
57	817532	325000-	Clamp, Third Brush Plate
58	809698	325000-	Plate, Third Brush
59	809658	325000-	Spring, Main Brush
60	AR 11063 R	325000-	Pin, Main Brush Holder Hinge (Insulated) (Sub. for 812016)
61	AR 11062 R	325000-	Pin, Main Brush Holder Stop (Insulated) (Sub. for 812015)
62	R 11092 R	325000-	Pin, Ground Brush Holder Hinge (Sub. for 817313)
63	R 11093 R	325000-	Pin, Ground Brush Holder Stop (Sub. for 817314)
64	809614	325000-	Pin, Third Brush Plate Spring Washer
65	809824	325000-	Washer, Third Brush Plate Spring
66	809688	325000-	Lead, Ground Brush
67	A 767 R	325000-	Washer, Lock
68	21H 983 R	325000-	Screw, Third Brush Plate Clamp

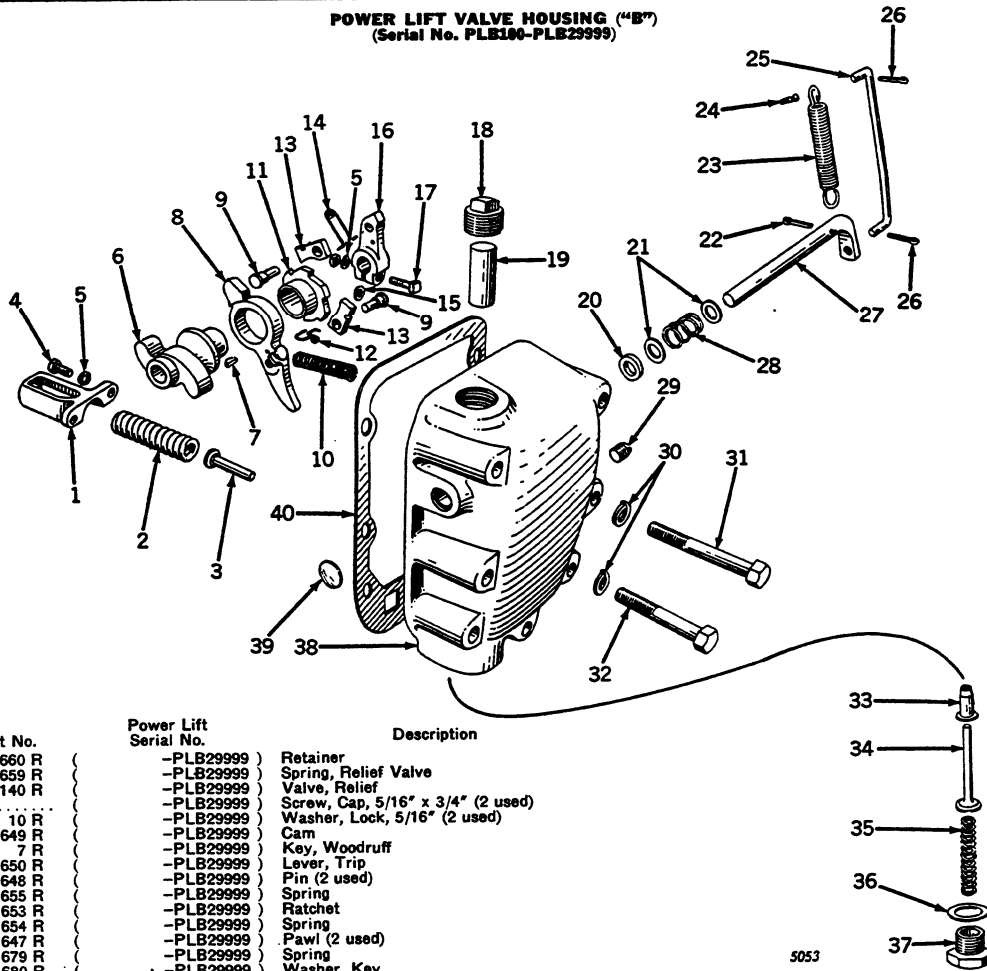


AB1845R STARTING MOTOR WITH MAGNETIC SWITCH ("BR-BO")
(DELCO-REMY No. 1107424)


Key	Part No.	BR-BO	Description
1	(21H 986 R	325000-	Screw (Sub. for 21H985R)
2	14H 631 R	325000-	Nut for Cover Band Screw
3	AR 11066 R	325000-	Band, Cover (Sub. for 1886923)
4	809053	325000-	Bolt (2 used)
5	12H 9 R	325000-	Washer, Lock (4 used)
6	1865182	325000-	Plug, Expansion
7	R 11091 R	325000-	Spring, Brush (4 used) (Sub. for 813521)
8	AR 11062 R	325000-	Pin, Brush Holder Stop (Insulated) (2 used) (Sub. for 812015)
9	114998	325000-	Oiler (Sub. for 1880642)
10	802691	325000-	Wick, Oil (Felt)
11	AR 11063 R	325000-	Pin, Brush Holder Hinge (Insulated) (2 used) (Sub. for 812016)
12	813554	325000-	Lead, Ground Brush (2 used)
13	A 766 R	325000-	Washer, Lock (2 used)
14	21H 969 R	325000-	Screw (2 used)
15	AR 11065 R	325000-	Lead, Brush Connector (Sub. for 819362)
16	A 767 R	325000-	Washer, Lock (2 used)
17	21H 395 R	325000-	Screw (2 used)
18	810627	325000-	Coil, Upper Field
19	1872533	325000-	Cap, End, Magnetic Switch
20	1119799	325000-	Switch, Magnetic (Sub. for 1571 and 1465)
21	804485	325000-	Washer, Lock (2 used)
22	14H 605 R	325000-	Nut (2 used)
23	1930611	325000-	Screw (2 used) (Sub. for 1860959)
24	B 1085 R	325000-	Washer, Plain, Switch Control Terminal Stud (2 used)
25	12H 11 R	325000-	Washer, Lock (4 used)
26	14H 812 C	325000-	Nut (3 used) (Sub. for 14H382T)
27	1903905	325000-	Strap, Connector
28	14H 732 R	325000-	Nut, Terminal Stud
29	24H 156 R	325000-	Washer, Plain (2 used)
30	R 11099 R	325000-	Washer, Insulating (2 used) (Sub. for 1861076)
31	R 11107 R	325000-	Washer, Insulating (3 used) (Sub. for 1904669)
32	33345	325000-	Strip, Insulation
33	826938	325000-	Stud, Terminal
34	R 11087 R	325000-	Pin, Dowel (Sub. for 809593)
35	R 11097 R	325000-	Screw, Pole Shoe (4 used) (Sub. for 1843646)
36	1879496	325000-	Frame, Motor
37	810626	325000-	Coil, Lower Field
38	810601	325000-	Shoe, Pole (4 used)
39	R 11092 R	325000-	Pin, Brush Holder Hinge (2 used) (Sub. for 817313)
40	R 11093 R	325000-	Pin, Brush Holder Stop (2 used) (Sub. for 817314)
41	R 11086 R	325000-	Pin, Dowel (Sub. for 809062)
42	1908580	325000-	Frame, End, with Pins (Sub. for 815839)
43	21H 964 R	325000-	Screw (4 used)
44	A 765 R	325000-	Washer, Lock (4 used)
45	811553	325000-	Brush (4 used)
46	R 11090 R	325000-	Holder, Brush (4 used) (Sub. for 810226)
47	818002	325000-	Armature (Sub. for 1871662)
48	1838670	325000-	Bushing
49	1838657	325000-	Plate, Center Bearing
50	1880446	325000-	Washer (Felt)
51	805057	325000-	Washer, Lock (2 used) (Sub. for A2783R)
52	1850810	325000-	Screw (Sub. for A2786R)
53	1850811	325000-	Screw (Sub. for A2787R)
54	1853012	325000-	Bendix Gear and Shaft (Sub. for AA3399R)
55	1850844	325000-	Bendix Complete with Spring, Screws and Lock Washers (Sub. for AA3398R)
56	1849774	325000-	Washer, Spacing
57	809815	325000-	Washer, Spacing
58	1872960	325000-	Housing, Drive, with Bushing
59	810620	325000-	Bushing
60	1849782	325000-	Sleeve (Sub. for A2785R)
61	1861234	325000-	Ring, Sleeve Take-Up (Sub. for A2789R)
62	1850812	325000-	Spring, Drive (Sub. for A2790R)
	1848530	325000-	Head, Drive (Sub. for A2784R)
	A 3009 R	325000-	Washer, Lock (2 used)
	21H 979 R	325000-	Screw (2 used)
	26H 10 R	325000-	Key

MEMORANDA

TRACTORS—MODELS "B" AND "BR"—"BO" (NOT STYLED)

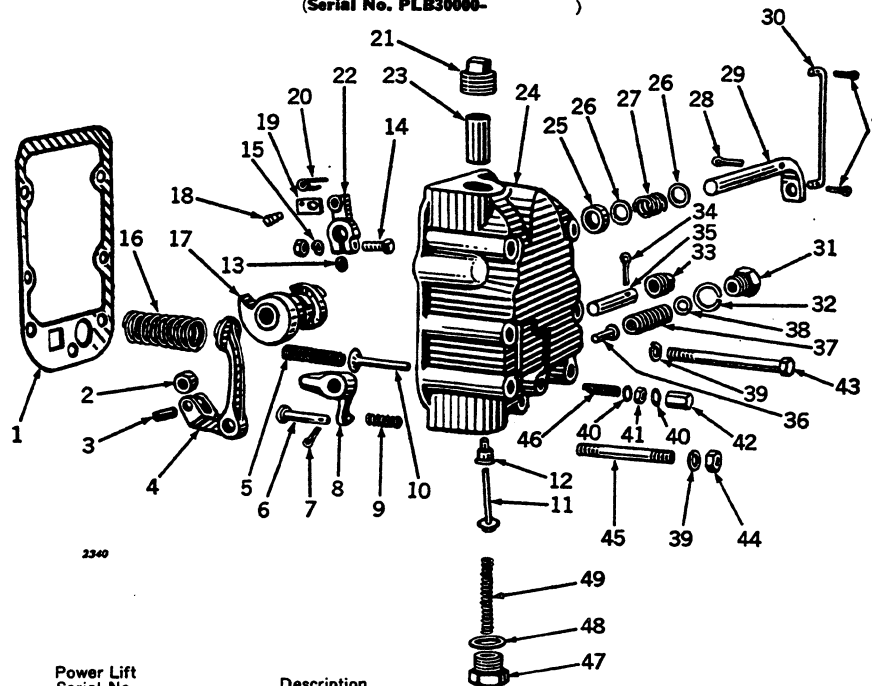
POWER LIFT VALVE HOUSING ("B")
(Serial No. PLB100-PLB2999)

Key	Part No.
1	A 660 R
2	A 659 R
3	A 140 R
4
5	12H 10 R
6	A 649 R
7	26H 7 R
8	A 650 R
9	A 648 R
10	A 655 R
11	A 653 R
12	A 654 R
13	A 647 R
14	A 679 R
15	A 680 R
16	A 646 R
17
18	15H 239 R
19	A 642 R
20	A 645 R
21	24H 204 R
22	11H 80 R
23	C 1224 R
24	B 466 R
25	B 492 R
26
27	A 643 R
28	E 2272 RT
29	15H 254 R
30	12H 13 R
31
32
33	A 637 R
34	A 638 R
35	A 639 R
36	A 640 R
37	A 641 R
38	AA 404 R
39	30H 9 R
40	A 661 R

Power Lift Serial No.	Description
-PLB29999	Retainer
-PLB29999	Spring, Relief Valve
-PLB29999	Valve, Relief
-PLB29999	Screw, Cap, 5/16" x 3/4" (2 used)
-PLB29999	Washer, Lock, 5/16" (2 used)
-PLB29999	Cam
-PLB29999	Key, Woodruff
-PLB29999	Lever, Trip
-PLB29999	Pin (2 used)
-PLB29999	Spring
-PLB29999	Ratchet
-PLB29999	Spring
-PLB29999	Pawl (2 used)
-PLB29999	Spring
-PLB29999	Washer, Key
-PLB29999	Lever, Control
-PLB29999	Bolt, Machine, with Nut, 5/16" x 1-1/4"
-PLB29999	Plug, Filler (Sub. for AA408R)
-PLB29999	Valve, By-Pass
-PLB29999	Packing
-PLB29999	Washer, Packing (Steel) (2 used) (Sub. for A644R)
-PLB29999	Pin, Cotter, 3/16" x 1" (2 used)
-PLB29999	Spring
-PLB29999	Stud, Pedal Spring
-PLB29999	Rod, Control
-PLB29999	Pin, Cotter, 1/8" x 5/8" (2 used)
-PLB29999	Shaft, Control
-PLB29999	Spring
-PLB29999	Plug, Pipe
-PLB29999	Washer, Lock, 1/2" (7 used)
-PLB29999	Screw, Cap, 1/2" x 3-1/2" (4 used)
-PLB29999	Screw, Cap, 1/2" x 3" (3 used)
-PLB29999	Guide, Valve
-PLB29999	Valve, Check
-PLB29999	Spring, Check Valve
-PLB29999	Gasket (Copper-Asbestos)
-PLB29999	Plug
-PLB29999	Housing, A636R, Valve, with Guide and Plug
-PLB29999	Plug, Welch
-PLB29999	Gasket

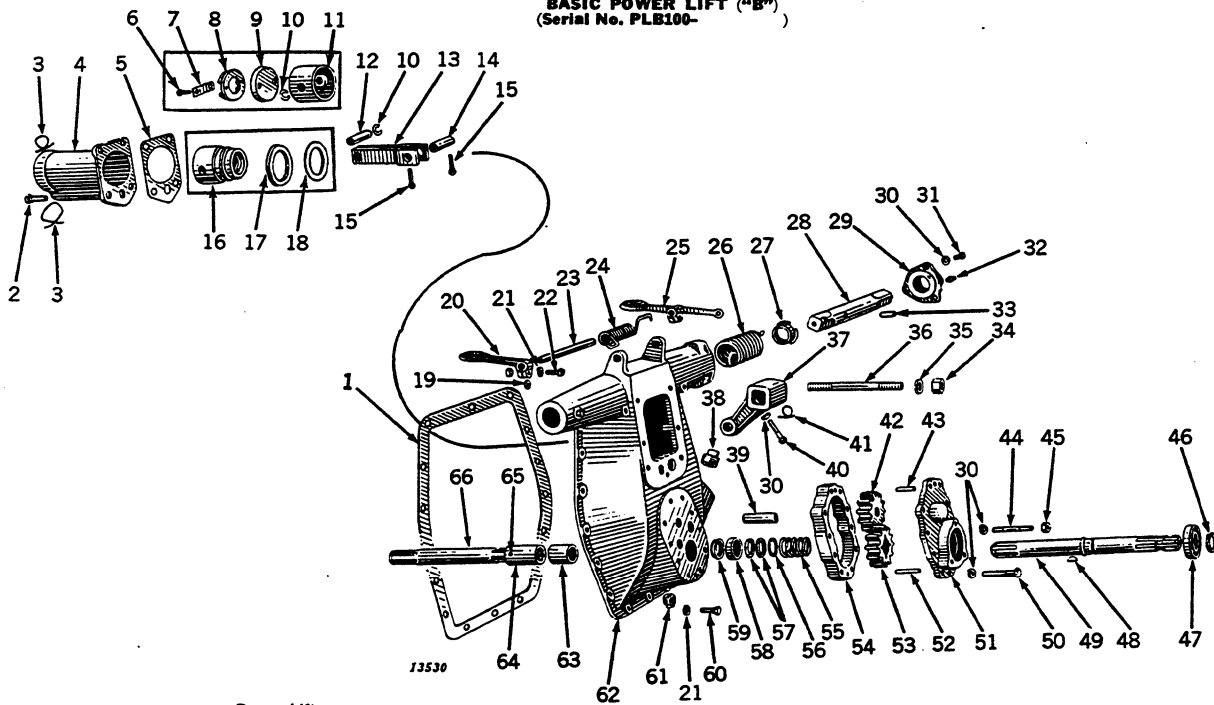


POWER LIFT VALVE HOUSING ("B")
(Serial No. PLB30000-)



Key	Part No.	Power Lift Serial No.	Description
1	A 1447 R	(PLB30000-	Gasket
2	A 1433 R	(PLB30000-	Roller
3	A 1434 R	(PLB30000-	Pin, Roller
4	AA 1104 R	(PLB30000-	Cam Follower Assembly
5	B 268 R	(PLB30000-	Spring, Throttle Valve
6	D 1969 R	(PLB30000-	Pin, Cam Trip
7	11H 41 R	(PLB30000-	Pin, Cotter, 1/8" x 5/8" (3 used)
8	A 1432 R	(PLB30000-	Lever, Cam Trip
9	A 354 R	(PLB30000-	Spring
10	AA 4101 R	(PLB30000-	Valve, Throttle (Sub. for A1446R)
11	A 1440 R	(PLB30000-	Valve, Check
12	A 1431 R	(PLB30000-	Guide, Check Valve
13	A 680 R	(PLB30000-	Washer, Key
14	7H 1093 R	(PLB30000-	Bolt, Machine, with Nut, 5/16" x 1-1/2"
15	12H 10 R	(PLB30000-	Washer, Lock, 5/16"
16	B 365 R	(PLB30000-	Spring
17	A 1429 R	(PLB30000-	Cam
18	A 648 R	(PLB30000-	Pin
19	A 1436 R	(PLB30000-	Pawl
20	A 679 R	(PLB30000-	Spring, Pawl
21	15H 240 R	(PLB30000-	Plug, Pipe
22	A 1425 R	(PLB30000-	Lever, Control
23	A 642 R	(PLB30000-	Valve, By-Pass
24	AA 1103 R	(PLB30000-	Housing, A1430R, with Guide
25	A 1437 R	(PLB30000-	Packing, Cork
26	24H 448 R	(PLB30000-	Washer (3 used)
27	B 170 R	(PLB30000-	Spring
28	11H 80 R	(PLB30000-	Pin, Cotter, 3/16" x 1"
29	A 1438 R	(PLB30000-	Shaft, Control
30	B 492 R	(PLB30000-	Rod, Control
31	A 1439 R	(PLB30000-	Plug, Screw
32	A 3203 R	(PLB30000-	Gasket (Copper) (Sub. for A521R)
33	15H 238 R	(PLB30000-	Plug, Pipe
34	11H 41 R	(PLB30000-	Pin, Cotter, 1/8" x 1"
35	A 1435 R	(PLB30000-	Shaft, Cam Follower
36	A 140 R	(PLB30000-	Valve, Relief
37	A 659 R	(PLB30000-	Spring
38	24H 2 R	(PLB30000-	Washer (4 used)
39	12H 13 R	(PLB30000-	Washer, Lock, 1/2" (7 used)
40	B 425 R	(PLB30000-	Washer (Copper) (2 used)
41	14H 732 R	(PLB30000-	Nut, 3/8"
42	B 427 R	(PLB30000-	Nut, Cap (Sub. for AB4249R, Pkg. of 10)
43	19H 1183 R	(PLB30000-	Screw, Cap, 1/2" x 5-1/2" (6 used) (Sub. for 19H543R)
44	14H 392 R	(PLB30000-	Nut, 1/2"
45	A 1452 R	(PLB30000-	Stud, 1/2" x 4-3/4"
46	A 1449 R	(PLB30000-	Screw, Throttle Valve Adjusting
47	A 1441 R	(PLB30000-	Plug
48	A 640 R	(PLB30000-	Gasket (Copper-Asbestos)
49	B 268 R	(PLB30000-	Spring, Check Valve

BASIC POWER LIFT ("B")
(Serial No. PLB100-)



Key	Part No.	Power Lift Serial No.	Description
1	B 3346 R	-	Gasket (Sub. for B308R)
2	C 1096 R	-	Screw, Cap, 1/2" x 1-1/4", Drilled (4 used)
	B 1152 R	PLB37100	Screw, Cap, 1/2" x 1-1/2", Drilled (5 used)
3		-	Wire, 16 Gauge x 14" Long (2 used)
4	B 464 R	PLB37100	Cylinder
	B 1142 R	-	Gasket
5	B 467 R	PLB37100	Gasket
	B 1151 R	-	Gasket
6		PLB129248	Screw, Cap, 5/16" x 1" (2 used)
7	B 471 R	PLB37100	Plate, Lock
	B 1147 R	PLB129248	Plate, Lock
8	B 470 R	PLB37100	Retainer
	B 1146 R	PLB129248	Retainer, Piston Cup (Sub. One AB4212R, One B2799R and One B2800R)
9	B 469 R	PLB37100	Cup, Piston (Leather)
	B 1145 R	PLB129248	Cup, Piston (Leather)
10	A 631 R	PLB37100	Snap Ring (2 used)
	B 474 R	-	Snap Ring (2 used)
11	A 4211 R	PLB37100	Piston (Sub. for B468R)
	B 1143 R	PLB129248	Piston (Sub. One AB4212R, One B2799R and One B2800R)
12	B 473 R	PLB37100	Pin, Piston
	B 1144 R	-	Pin, Piston
13	AB 344 R	PLB37100	Rod, Connecting
	AB 1269 R	PLB37100	Rod, Connecting
	B 2035 R	PLB37100	Plate, Crank Pin Lock
14	B 477 R	PLB37100	Pin, Crank
	B 1149 R	PLB66903	Pin, Crank
	B 2036 R	PLB66904	Pin, Crank
15		-	Pin, Cotter, 3/16" x 1-1/4" (2 used)
16	AB 4212 R	PLB129249	Piston (Sub. for B2798R)
17	B 2800 R	PLB129249	Washer (Treated Paper)
18	B 2799 R	PLB129249	Packing, "U" Cup
19	A 147 R	-	Washer, Key (2 used)
20	A 1428 R	PLB30000	Pedal, Foot Trip, L.H.
	B 491 R	-	Pedal, Foot Trip, L.H.
21	12H 11 R	PLB29999	Washer, Lock, 3/8" (16 used)
22		-	Bolt, Machine, with Nut, 3/8" x 1-1/2" (2 used)
23	B 489 R	PLB30000	Shaft, Pedal
24	A 1450 R	PLB30000	Spring, Pedal Return
25	A 1427 R	PLB30000	Pedal, Foot Trip, R.H.
	B 490 R	PLB29999	Pedal, Foot Trip, R.H.
26	A 1444 R	PLB30000	Spring
27	A 1453 R	PLB30000	Shield
28	AA 1108 R	PLB30000	Rockshaft, with Dowel Pin (L.H. or R.H.) (2 used)
	B 475 R	PLB29999	Rockshaft (L.H. or R.H.) (2 used)
29	A 1445 R	PLB30000	Bearing, Rockshaft
30	12H 12 R	PLB30000	Washer, Lock, 7/16" (5 used)
31		PLB30000	Screw, Cap, 7/16" x 1/4" (3 used)
32	JD 7759	PLB10000	Fitting, Grease (2 used)
33	C 1220 R	PLB30000	Pin, Dowel
34	14H 392 R	-	Nut, 1/2" (2 used)
35	12H 13 R	-	Washer, Lock, 1/2" (2 used)
36	C 2239 R	-	Stud, 1/2" x 5-1/8" (2 used)
37	AB 3115 R	PLB37100	Arm, Crank, with Bushing*
	B 476 R	PLB29999	Arm, Crank
	B 876 R	PLB30000	Arm, Crank
	B 2034 R	PLB65622	Bushing, Power Lift Crank Pin (Also Parts for AB31115R on Power Lifts PLB37100 -PLB65621)
38	15H 240 R	-	Plug, Pipe
39	B 479 R	-	Pin, Pump Follower Gear

TRACTORS—MODELS "B" AND "BR"—"BO" (NOT STYLED)

57

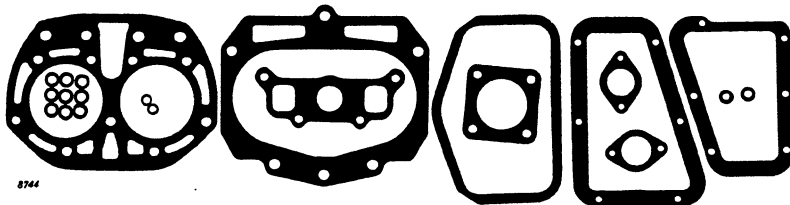
**BASIC POWER LIFT ("B")—Continued
(Serial No. PLB100-)**

Key	Part No.	Power Lift Serial No.	Description
40	(A 634 R	(-PLB130660)	Screw, Cap, 7/16" x 2" Drilled (2 used)
	(A 4168 R	(PLB130661-	Pin, Power Lift Crank Arm (2 used)
		(PLB130661-	Pin, Cotter, 1/8" x 5/8", in Power Lift Crank Arm (4 used)
41		-	Wire, 16 Gauge x 6" Long
42	(AB 4173 R	-	Gear with Bushing, Pump Follower (Sub. for AB345R)
	(B 494 R	-	Bushing, Pump Follower Gear
43	A 4879 R	-	Pin, Dowel (Upper) (Sub. for B153R)
44	B 485 R	-	Stud, 7/16" x 2-9/16" (4 used)
45		-	Nut, 7/16" (4 used)
46	A 572 R	-	Snap Ring
47	JD 7664 R	-	Bearing
48	26H 19 R	-	Key, Woodruff
49	(B 487 R	(-PLB79999)	Shaft, Pump, 1-7/64" x 14-5/8"
	(B 2071 R	(PLB80000 -	Shaft, Pump, 1-3/8" x 16-1/2"
50		-	Screw, Cap, 7/16" x 2" (6 used)
51	A 817 R	-	Cover, Pump Body
52	B 484 R	-	Pin, Dowel (Lower)
53	B 482 R	-	Gear, Drive (Sub. for AB4171R)
54	B 483 R	-	Body, Pump (Sub. for AB4239R)
55	A 670 R	-	Spring
56	24H 272 R	-	Washer, Oil Seal
57	A 668 R	-	Packing (2 used)
58	A 667 R	-	Cup
59	A 621 R	-	Bearing, Oil Seal
60		-	Screw, Cap, 3/8" x 1" (14 used)
61	15H 237 R	(PLB30000 -	Plug, Pipe
62	(AB 339 R	(-PLB29999)	Housing, B463R, with Oil Seal Bearing
	(AB 846 R	(PLB30000 -PLB37099)	Housing, B875R, with Pump Shaft Bushing, Oil Seal Bearing, and Pump Follower Gear Pin
	(AB 1272 R	(PLB37100 -	Housing, B1105R, with Pump Shaft Bushing, Oil Seal Bearing, and Pump Follower Gear Pin
63	A 805 R	-	Bushing
64	A 802 R	-	Coupling
65	16H 765 A	-	Rivet, 1/4" x 2"
66	AB 347 R	-	Shaft with Coupling

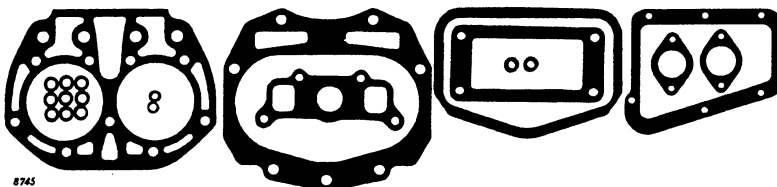
*When AB3115R crank arm with bushing is ordered on PLB100-PLB130660 also furnish two A4168R pins.



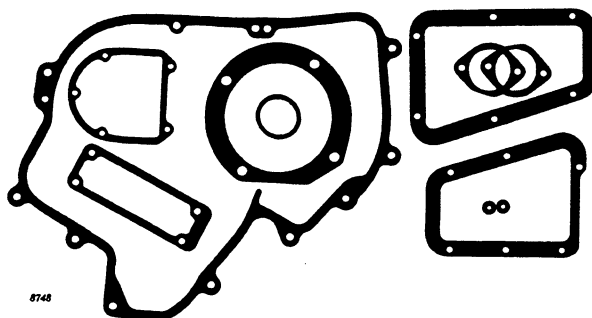
GASKET SETS



Part No.	B	BR-BO	Description
AB 3874 R	B1000-(—) (-)	Gasket Set for Valve, Ring and Cylinder Replacement for—
			Consisting of:
			1— 321 R Gasket (Carburetor to Manifold)
			2—A 3439 R Gasket (Tappet Lever Cover Stud) (Sub. for B214R)
			1—B 53 R Gasket, Crankcase Cover
			2—B 60 R Washer, Packing (Ventilator Pipe)
			1—B 74 R Gasket, Manifold
			1—B 356 R Gasket, Cylinder to Case
			1—B 368 R Gasket, Cylinder Head
			9—B 369 R Washer, Lead (Cylinder Head Studs)
			1—B 404 R Gasket, Cylinder Water Outlet
			1—B 701 R Gasket, Crankcase Cover
			1—B 1498 R Gasket, Tappet Lever Cover
			1—D 1034 R Gasket (Carburetor Intake Elbow to Carburetor)
			2—F 1022 R Washer, Packing (Tappet Oil Pipe) (Not Illustrated)
			1—R 20029 R Gasket Air Cleaner (Not Illustrated)




Part No.	B	BR-BO	Description
AB 3875 R	(B329000-B337514)		Gasket Set for Valve, Ring and Cylinder Replacement
			Consisting of:
			1— 321 R Gasket (Carburetor to Manifold)
			2—A 3439 R Gasket (Tappet Lever Cover Stud) (Sub. for B214R)
			2—B 60 R Washer, Packing (Ventilator Pipe)
			1—B 74 R Gasket, Manifold
			9—B 369 R Washer, Lead (Cylinder Head Studs)
			1—B 701 R Gasket, Crankcase Cover
			1—B 1307 R Gasket, Cylinder Head
			1—B 1316 R Gasket, Cylinder Water Outlet
			1—B 1332 R Gasket, Cylinder to Case
			1—B 1498 R Gasket, Tappet Lever Cover
			1—D 1034 R Gasket (Carburetor Intake Elbow to Carburetor)
			1—F 1072 R Washer, Packing
			1—R 20029 R Gasket to Air Cleaner

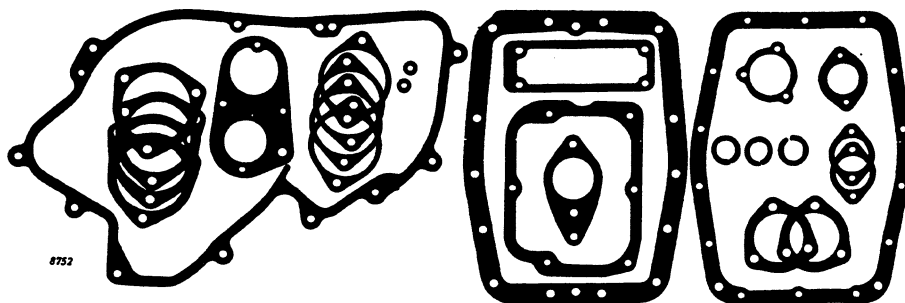


Part No.	B	BR-BO	Description
AB 3878 R	B1000-(—) (-)	Gasket Set for Crankshaft and Bearing Replacement for—
			Consisting of:
			1—B 53 R Gasket, Crankcase Cover
			1—B 130 R Washer, Cork, Flywheel Spacer
			1—B 132 R Gasket, Left Main Bearing Cover
			1—B 154 R Gasket, First Reduction Gear Cover
			1—B 173 R Gasket, Clutch Fork Bearing
			2—B 567 R Shim, Camshaft Left Bearing
			1—B 701 R Gasket, Crankcase Cover
			1—B 3026 R Gasket, Left Main Bearing Housing (Sub. for B128R)
			2—C 932 R Washer (On Cap Screws in Pulley Dust Shield and Oil Seal)

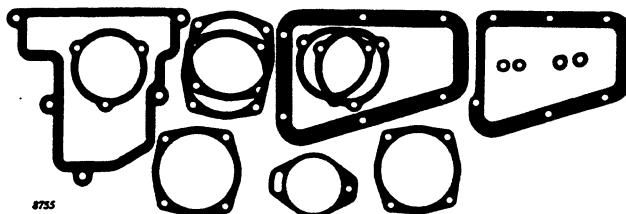
GASKET SETS—Continued



Part No.	B	BR-BO	Description
AB 3879 R	(329000—)	Gasket Set for Crankshaft and Bearing Replacement
			Consisting of:
	1—B	130 R	Washer, Cork, Flywheel Spacer
	1—B	132 R	Gasket, Left Main Bearing Cover
	1—B	154 R	Gasket, First Reduction Gear Cover
	1—B	173 R	Gasket, Clutch Fork Bearing
	2—B	567 R	Shim, Camshaft Left Bearing
	1—B	701 R	Gasket, Crankcase Cover
	1—B	1690 R	Gasket, Pulley Dust Shield
	1—B	1855 R	Gasket, Clutch Fork Bearing
	1—B	3026 R	Gasket, Left Main Bearing Housing (Sub. for B128R)
	2—C	932 R	Washer (On Cap Screws in Pulley Dust Shield and Oil Seal)

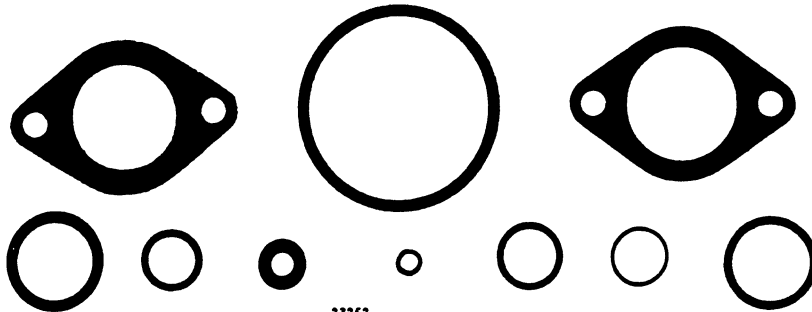


Part No.	B	BR-BO	Description
AB 3882 R	B1000—(—) (—	Gasket Set for Transmission and Rear End Overhaul for—
			Consisting of:
	1—A	574 R	Gasket, Powershaft Oil Seal Housing
	3—A	575 R	Packing, Powershaft
	1—B	154 R	Gasket, First Reduction Gear Cover
	1—B	156 R	Gasket, First Reduction Gear Right Bearing Cover
	1—B	173 R	Gasket, Clutch Fork Bearing
	4—B	192 R	Shim, Differential Bearing Quill
	2—B	238 R	Gasket Brake Housing
	2—B	315 R	Shim, Powershaft Drive Shaft Right Bearing Cover
	1—B	330 R	Gasket, Sliding Gear Shaft and Countershaft Left Bearing Cover
	4—B	332 R	Shim, Countershaft Right Bearing Housing
	1—B	335 R	Gasket, Sliding Gear Shaft Drive Gear Left Bearing Cover
	1—B	339 R	Gasket, Transmission Case Cover
	1—B	3346 R	Gasket, Rear Axle Housing Cover (Sub. for B308R)
	1—B	3622 R	Gasket, Rear Axle Housing to Case (Sub. for B351R)
	2—K	2052 R	Washer (Powershaft Drive Shaft Right Bearing Cover)



Part No.	B	BR-BO	Description
AB 3885 R	B1000—(—) (—	Gasket Set for Governor Overhaul for—
			Consisting of:
	1—A	407 R	Gasket, Rear Fan Bearing Housing
	1—A	5272 R	Gasket, Magneto (Sub. for A500R)
	1—B	53 R	Gasket, Crankcase Cover
	2—B	60 R	Washer, Packing (Ventilator Pipe)
	1—B	284 R	Gasket, Governor Left Bearing Housing
	1—B	285 R	Gasket, Governor Left Bearing Housing
	1—B	301 R	Gasket, Governor Case
	2—B	569 R	Shim, Governor Left Bearing Housing
	2—B	571 R	Shim, Fan Shaft Rear Bearing Housing
	1—B	701 R	Gasket, Crankcase Cover
	2—F	1072 R	Washer, Packing (Tappet Lever Oilier) (Sub. for B216R)

CARBURETOR GASKET SET



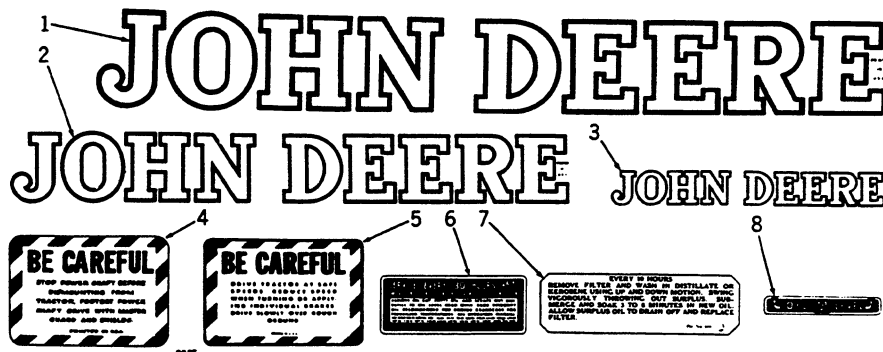
Part No.	B	BR-BO	23252	Description
AA 4991 R	B1000—(—)	(325000—)		Service Gasket Set for Carburetor, Consisting of:
				One R 10089 R Gasket, Bowl Nut (Sub. for 16-A-53)
				One R 10090 R Gasket, Choke Lever (Sub. for 16-A-115)
				One R 10091 R Gasket, Choke Dust Cover (Sub. for 16-A-116)
				One R 10114 R Packing, Felt, Throttle Shaft Bushing (Sub. for 44-62)
				One 321 R Gasket, Carburetor to Manifold
				One R 10014 R Gasket, Bowl Nut (Sub. for P710)
				One R 10015 R Gasket, Bowl Nut (Sub. for P713)
				One R 10025 R Gasket, Strainer (Sub. for P950)
				One R 10026 R Gasket, Bowl (Sub. for P951)
				One D 1034 R Gasket, Carburetor to Air Intake Elbow

DECALCOMANIA SETS

JOHN DEERE
JOHN DEERE **JOHN DEERE**



Part No.	B	Description
AB 3863 R	B1000—	Decalcomania Set Consisting of:
		(Decalcomanias are furnished in sets only as listed.)
		JD 115 "John Deere" for Sides of Hood (2 used)
		JD 113 "John Deere" for Seat or Seat Support Channel
		JD 110 "John Deere" for Medallion
		A 5177 R "Safety First" for Powershaft (Sub. for A2569R)
		A 5176 R "Be Careful" for Tractor Speed (Sub. for A2568R)
		A 2913 R "Safety First" for Cooling System
		Dir. 118 "Filter Servicing Instructions"
		B 1567 R "Donaldson Air Cleaner Instructions"
		B 2298 R "Model Designation" (2 used)
		A 5178 R "Powr-Trol" (Sub. for A3497R)
		Roll-O-Matic (Not Illustrated)



DECALCOMANIA SETS—Continued

Key	Part No.	BR-BO	Description
..	AA 4264 R	325000-	Decalcomania Set Consisting of: (Decalcomanias are furnished in sets only as listed.)
	Key	Part No.	Description
	1	JD 115	"John Deere" for Sides of Hood (2 used)
	2	JD 113	"John Deere" for Seat Support Channel
	3	JD 110	"John Deere" for Medallion
	4	A 5177 R	"Safety First" for Powershaft (Sub. for A2569R)
	5	A 5176 R	"Be Careful" for Tractor Speed (Sub. for A2568R)
	6	B 1567 R	"Donaldson Air Cleaner Instructions"
	7	Dir. 118	"Filter Servicing Instructions"
	8	B 1568 R	"Air Cleaner Oil Level Indicator"

ADDITIONAL DECALCOMANIAS

The following Decalcomanias are also available in packages of 5 each:

JOHN DEERE

JOHN DEERE

JOHN DEERE

JOHN DEERE

R 722

	Part No.	Size	
{	JD 110 R	3 4" x 6"	
	JD 111 R	1" x 8"	
	JD 112 R	1-1 4" x 10"	
	JD 113 R	1-1 2" x 12"	
	JD 114 R	2-1 2" x 20"	
	JD 115 R	2" x 16"	
{	JD 250 R	1 2" x 7-1 8"	
	JD 251 R	11 16" x 10"	
	JD 235 R*	11 16" x 10"	
	JD 252 R	1" x 14-1 4"	
	JD 236 R*	1" x 14-1 4"	
	JD 253 R	1-1 4" x 17-3 4"	
	JD 237 R*	1-1 4" x 17-3 4"	
	JD 267 R	1-1 2" x 21-3 8"	
	JD 238 R*	1-1 2" x 21-3 8"	
	JD 254 R	1-3 4" x 25"	
	JD 239 R*	1-3 4" x 25"	
JD 255 R	2-1 4" x 32"		
{	JD 116 R	1" x 10-3 4"	
	JD 118 R	1 2" x 5-3 8"	
	JD 119 R	3 4" x 8-1 16"	
{	JD 257 R	1 2" x 6"	
	JD 258 R	3 4" x 9"	
	JD 243 R*	3 4" x 9"	
	JD 259 R	1" x 12"	
{	JD 260 R (Sub. for JD120R)	1-7 16" x 2"	
	JD 5260 R**	1-7 16" x 2"	
	JD 261 R (Sub. for JD121R)	2-1 8" x 3"	
	JD 5202 R* (Sub. for JD245R)	2-1 8" x 3"	
	JD 5261 R**	2-1 8" x 3"	
	JD 5240 R***	2-1 8" x 3"	
	JD 262 R (Sub. for JD122R)	2-7 8" x 4"	
	JD 246 R*	2-7 8" x 4"	
	JD 5262 R**	2-7 8" x 4"	
	JD 5241 R***	2-7 8" x 4"	
	JD 263 R (Sub. for JD123R)	3-9 16" x 5"	
	JD 247 R*	3-9 16" x 5"	
	JD 5263 R**	3-9 16" x 5"	
	JD 5242 R***	3-9 16" x 5"	
	JD 264 R (Sub. for JD124R)	4-1 4" x 6"	
	JD 5205 R* (Sub. for JD248R)	4-1 4" x 6"	
	JD 5264 R**	4-1 4" x 6"	
	JD 5243 R***	4-1 4" x 6"	
	JD 5244 R***	5-3 4" x 8"	
	JD 265 R	6-3 8" x 9"	
	JD 5265 R**	6-3 8" x 9"	
	JD 268 R	8-1 2" x 12"	
	JD 269 R	11-3 4" x 16-5 8"	

*Black Decals for Machines Painted other than John Deere Green.

**Leaping Deer Decals for South and Central America.

***Leaping Deer Decals for South and Central America.
(Industrial, Black and Yellow)

MEMORANDA

NUMERICAL INDEX **TRACTORS—MODELS "B" AND "BR"—"BO" (NOT STYLED)**

63

Part No.	Page	Key	Part No.	Page	Key	Part No.	Page	Key	Part No.	Page	Key
1 K	17	35	16X 477 B	13	59	26H 17 R	6	12	1759	14	21
3H 843 R	45	13					11	2	1760	13	24
			18 O	17	12		12	5A	1786	14	38
7H 555 R	41	••	18H 30 R	22	••		37	33	1814	13	29
7H 720 R	41	••	19H 211 R	17	38	26H 19 R	49	58	1883	14	61
7H 1093 R	55	14	19H 218 D	17	38		25	15B	2061 B	13	2
11H 41 R	55	7	19H 221 R	14	10		30	18	2121	13	16
11H 80 R	54	22	19H 543 R	55	43	26H 22 R	57	48	2122	13	8
			19H 703 D	34	1D	26H 32 R	29	20	2219	14	73
12H 9 R	52	4	19H 1096 H	40	1A	26H 64 R	25	14	2264 B	13	25
12H 10 R	51	4	19H 1183 R	55	43	26H 67 R	14	16		14	37
12H 11 R	17	37	19H 1320 R	34	1D	26H 72 R	51	46	2288	13	7
12H 12 R	56	30	19H 1335 R	34	1D	26H 85 R	29	20	2405	14	43
12H 13 R	54	30							2442	14	45
12H 15 R	45	8							2443	14	44
12H 36 R	14	30	21H 238 R	51	36	28H 380 R	31	9	2495	13	33
12H 64 R	17	5	21H 395 R	52	16	28H 1502 R	31	9	2496	13	15
12H 68 R	51	4	21H 959 R	14	25	30 635	17	22	2497	13	60
12H 75 R	45	11	21H 961 R	51	20	30H 9 R	54	39	2503	13	32
12H 267 R	14	19	21H 962 R	17	51	30H 11 R	10	1A	2504	13	35
12H 270 R	13	13	21H 963 R	17	2	30H 13 R	4	7	2505	13	19
12H 271 R	14	54	21H 964 R	52	41				2537	13	63
12H 290 R	13	47	21H 969 R	52	13				2538	13	40
			21H 971 R	13	52	60 458	17	11	2745	13	17
			21H 975 R	17	3	87 3	17	31	3565	15	1
14H 154 R	11	11	21H 979 R	52	61	294 R	36	4		15	••
14H 382 T	14	51	21H 982 R	14	65	321 R	8	7B	3744 B	13	2
	52	24	21H 983 R	51	68		17	15	4954	13	26
14H 383 R	48	5A	21H 985 R	51	2	372 R	19	4B	6274	13	2
14H 392 R	55	44	21H 986 R	51	2	405 R	30	28	7867	14	3
14H 398 R	45	8	21H 988 R	13	12	1083	14	60	33345	52	30
14H 404 R	45	10	21H 990 R	50	2	1084 B	14	62	110724	49	55
14H 480 R	31	4A				1092	14	4	114998	52	8
14H 483 R	31	4B	22H 476 R	36	3	1094	14	7	200182	51	25
14H 602 R	14	44	24H 2 R	55	38	1098	14	2	200362	51	25
14H 605 R	52	20	24H 4 R	12	14D	1110	14	48	451608	51	15
14H 608 R	51	26	24H 39 R	48	1	1116	14	24	802691	52	9
14H 631 R	18	12	24H 43 R	12	14D	1117	14	31	802730	51	21
14H 649 R	15	82	24H 81 R	35	4	1118	13	41	804000	51	47
14H 651 R	48	5A	24H 132 R	10	4		13	64	804076	51	12
14H 664 R	8	9A	24H 143 R	10	4	1121	14	29	804485	52	19
14H 732 R	52	26	24H 154 R	14	12	1131	14	27	805057	52	49
14H 774 R	48	5A	24H 156 R	52	27	1147	14	53	806915	51	48
14H 812 C	52	24	24H 169 R	10	4	1151	15	84	809053	52	3
			24H 197 R	47	3	1152	15	85	809062	51	11
15 186	13	3	24H 200 R	8	6A		13	20		52	39
15 223	17	41	24H 204 R	54	21	1153	15	86	809551	51	17
15H 237 R	4	4A	24H 205 R	23	13		13	21	809593	51	38
	18	7	24H 234 R	7	23	1165	15	87		52	32
	30	22	24H 239 R	12	14A	1167	14	45	809614	51	64
15H 238 R	57	61	24H 272 R	57	56	1168	14	58	809642	51	19
	4	4A	24H 448 R	22	8	1169	14	57	809644	51	23
	6	23	24H 469 R	10	4	1170	14	47	809658	51	59
15H 239 R	55	33	24H 481 R	28	2B	1171	14	41	809688	51	66
	4	4A	24H 482 R	31	4A	1177	14	49	809698	51	58
	26	10A		45	14	1193	15	80	809815	52	54
15H 240 R	54	18	24H 490 R	31	4A	1194	15	79	809824	51	65
	4	4B	24H 496 R	36	16B	1197	13	53	809961	51	42
	26	10B	24H 502 R	45	1		14	68	810226	52	44
15H 253 R	55	21	24H 553 A	10	4	1197 T	13	53	810601	52	36
	56	38	24H 560 R	45	1		14	68	810620	52	56
	4	4A	24H 685 R	9	6A	1210	14	64	810626	52	35
15H 254 R	35	9	24H 695 R	25	8B	1216	15	74	810627	52	17
	12	2	24H 847 R	12	14B	1217	15	75	811553	52	43
15H 255 R	54	29	24H 991 R	28	2B	1232	14	18	812015	51	61
	4	4A	24H 992 R	31	4A	1255	14	73		52	7
	28	5	24H 993 K	34	1D	1379	13	18	812016	51	60
15H 280 R	26	10B	24H 993 R	31	4A	1397	13	38		52	10
15H 281 R	26	10B	24H 994 R	36	16B	1404	13	36	813521	52	6
						1418	13	54	813554	52	11
16 480	13	58					14	69	815018	51	5
16 491 C	13	1	25 J	17	28	1433 B	14	3	815839	52	40
16 583	13	4	25 V	17	46	1434 B	14	13	816315	51	14
16 738	13	48	26H 7 R	54	7	1465	52	18	816331	51	55
	13	57	26H 10 R	5	8	1533	13	43	817216	51	14
16H 273 A	9	10B	26H 14 R	30	18	1570	14	59	817220	51	9
16H 765 A	57	65				1571	52	18	817223	51	44
						1612	27	19	817224	51	43
						1641	14	55	817313	51	62
										52	37



NUMERICAL INDEX TRACTORS—MODELS "B" AND "BR"—"BO" (NOT STYLED)

Part No.	Page	Key	Part No.	Page	Key	Part No.	Page	Key	Part No.	Page	Key
817314	51	63	A 80 R	10	1	A 644 R	54	21	A 1247 R	18	14A
	52	38	A 119 R	8	3	A 645 R	54	20	A 1248 R	18	13
817532	51	57	A 140 R	54	3	A 646 R	54	16	A 1268 R	8	4
818002	52	45		55	36	A 647 R	54	13	A 1278 R	7	9
819104	51	41	A 147 R	24	6	A 648 R	54	9	A 1280 R	7	5A
819362	52	14		56	19		55	18	A 1284 R	18	14B
820524	51	8	A 151 R	28	17	A 649 R	54	6	A 1297 R	4	1
826938	52	31	A 172 R	8	9B	A 650 R	54	8	A 1298 R	45	6
1101356	49	50	A 178 R	8	9	A 653 R	54	11	A 1319 R	29	28
1101385	49	50	A 178 XA	14	6	A 654 R	54	12	A 1323 R	29	26
1116809	51	35	A 179 X	13	10	A 655 R	54	10	A 1324 R	42	4
1119799	52	18	A 215 R	41	1	A 659 R	54	2	A 1325 R	45	5
1836664	51	18	A 222 R	31	1		55	37	A 1363 R	29	1
1838155	48	4	A 230 R	21	2B	A 660 R	54	1	A 1364 R	29	2
1838667	52	47	A 243 X	13	9	A 661 R	54	40	A 1366 R	29	3
1838670	52	46		14	8	A 667 R	57	58	A 1367 R	29	11
1841027	51	24	A 258 R	5	13	A 668 R	57	57	A 1368 R	29	12
1843646	51	52		17	23	A 670 R	57	55	A 1371 R	29	21
	52	33	A 286 R	12	10B	A 679 R	54	14	A 1373 R	29	18
1848530	52	59	A 321 R	28	15		55	20	A 1374 R	29	14
1849774	52	53	A 333 R	31	4A	A 680 R	54	15	A 1375 R	29	17
1849782	52	57		31	6		55	13	A 1376 R	29	9
1850810	52	50	A 334 R	31	4B	A 685 R	45	9	A 1424 R	37	26
1850811	52	51	A 348 R	28	12B	A 765 R	13	45	A 1425 R	55	22
1850812	52	58		29	6A		17	50	A 1427 R	56	25
1850844	52	52	A 350 R	22	5A		51	16	A 1428 R	56	20
1853012	52	52	A 353 R	10	6		52	42	A 1429 R	55	17
1855701	51	39	A 354 R	55	9	A 766 R	13	30	A 1430 R	55	24
1855702	51	49	A 365 R	24	1		13	37	A 1431 R	55	12
1858749	51	30	A 369 R	11	3		13	51	A 1432 R	55	8
1858753	51	29		12	6		13	56	A 1433 R	55	2
1858754	51	31		22	9		14	20	A 1434 R	55	3
1859786	51	33	A 378 R	23	2B		52	12	A 1435 R	55	35
1859787	51	33	A 393 R	12	14C	A 767 R	51	67	A 1436 R	55	19
1860959	52	21	A 407 R	12	20		52	15	A 1437 R	55	25
1861076	52	28	A 442 R	21	19A	A 774 R	30	2	A 1438 R	55	29
1861234	52	57	A 460 R	21	24	A 775 R	30	4	A 1439 R	55	31
1862803	51	15	A 470 R	15	3	A 776 R	35	10A	A 1440 R	55	11
1864099	51	6	A 471 R	15	4	A 777 R	41	1	A 1441 R	55	47
1865182	52	5	A 500 R	13	69	A 792 R	35	9	A 1444 R	56	26
1866970	51	51		14	56	A 802 R	57	64	A 1445 R	56	29
1867168	51	53		15	2A	A 805 R	57	63	A 1446 R	55	10
1871662	52	45	A 506 R	31	8D	A 817 R	57	51	A 1447 R	55	1
1871836	51	34	A 507 R	31	2	A 825 R	22	6A	A 1449 R	55	46
1872533	52	18	A 518 R	7	17	A 850 R	31	1	A 1450 R	56	24
1872638	51	3	A 519 R	7	2E	A 875 R	35	10B	A 1452 R	55	45
1872661	51	32	A 520 R	7	24A	A 876 R	38	7A	A 1453 R	56	27
1872960	52	55	A 521 R	7	2F	A 877 R	35	14C	A 1459 R	29	23B
1879496	52	34		55	32		38	7B	A 1460 R	29	23A
1880225	51	22	A 522 R	7	22	A 879 R	38	14	A 1461 R	29	24A
1880446	52	48	A 523 R	7	5B	A 880 R	38	1A	A 1462 R	29	24B
1880642	52	8	A 532 R	21	2B	A 881 R	38	1A	A 1553 R	40	11
1880998	51	18	A 552 R	25	19	A 882 R	38	7A	A 1555 R	40	1B
	51	22		30	25	A 886 R	38	10A	A 1556 R	40	2B
1881250	51	33	A 558 R	30	16	A 887 R	38	13	A 1574 R	8	13
1881251	51	34	A 559 R	30	23	A 890 R	38	6C	A 1597 R	5	1B
1881998	51	6	A 561 R	38	6B	A 891 R	36	17A	A 1598 R	5	3A
1886923	52	2	A 562 R	25	14	A 892 R	37	34	A 1712 R	48	12
1902102	51	54	A 572 R	30	6	A 893 R	37	35A	A 1785 R	19	3B
1903905	52	25		57	46	A 942 R	10	3C	A 1786 R	19	9
1904669	52	29	A 574 R	30	3A	A 944 R	10	3B	A 1787 R	19	12
1904829	51	51	A 575 R	30	5	A 946 R	36	15B	A 1821 R	31	8A
1908580	52	40	A 584 R	11	10	A 958 R	10	12	A 1822 R	31	8B
1911097	51	14	A 602 R	10	5	A 981 R	28	11	A 1828 R	41	4
1911263	51	49	A 605 R	22	6B	A 986 R	28	14B	A 1853 R	19	7A
1911485	51	32	A 607 R	22	7	A 988 R	28	19	A 1854 R	19	8A
1912008	51	39	A 618 R	31	7	A 1020 R	31	8C	A 1855 R	19	8B
1913554	51	55	A 621 R	57	59	A 1084 R	47	1B	A 1857 R	19	4
1914491	51	55	A 631 R	56	10	A 1085 R	47	1A	A 1890 R	19	15
1914618	51	55	A 634 R	57	40	A 1087 R	47	2A	A 1892 R	27	16
1917164	51	24	A 636 R	54	38	A 1090 R	47	4	A 1999 R	19	3A
1921351	51	24	A 637 R	54	33	A 1100 R	38	14	A 2002 R	35	10B
1930611	52	21	A 638 R	54	34	A 1101 R	38	2B	A 2069 R	5	9
			A 639 R	54	35	A 1134 R	15	9		21	15
			A 640 R	54	36	A 1152 R	7	15		48	5A
				55	48	A 1198 R	18	2	A 2093 R	8	1
			A 641 R	54	37	A 1204 R	49	50	A 2275 R	41	2
			A 642 R	54	19	A 1225 R	49	19	A 2303 R	11	15
				55	23	A 1230 R	49	53		15	7
			A 643 R	54	27	A 1242 R	30	1	A 2440 R	7	24B

NUMERICAL INDEX **TRACTORS—MODELS "B" AND "BR"—"BO" (NOT STYLED)**

65

Part No.	Page	Key	Part No.	Page	Key	Part No.	Page	Key	Part No.	Page	Key
A 2441 R	7	5B	AA	21	20	AA 3643 R	40	11	AB 262 R	10	7
A 2444 R	7	19				AA 3680 R	7	18	AB 264 R	10	10
A 2454 R	30	13A				AA 3814 R	44	1	AB 271 R	8	7
A 2499 R	49	33				AA 3816 R	42	5	AB 273 R	8	11
A 2500 R	48	5B					43	2	AB 277 R	28	4
A 2502 R	49	36B					43	4	AB 279 R	28	10
A 2530 R	7	20					45	6	AB 284 R	5	4
A 2542 R	33	10				AA 3818 R	42	5	AB 286 R	5	1A
A 2543 R	30	10A					43	1	AB 287 R	5	3A
A 2545 R	31	3					44	1	AB 288 R	5	2
A 2564 R	49	36A					44	2	AB 289 R	5	6
A 2568 R	60	..					45	6	AB 290 R	5	5
	61	5				AA 3819 R	44	1	AB 291 R	5	4
A 2569 R	60	..					44	2	AB 292 R	7	11
	61	4					45	8	AB 294 R	11	5
A 2575 R	7	24B				AA 3845 R	15	14	AB 295 R	11	8
A 2610 R	49	19				AA 3860 R	43	1	AB 296 R	12	9
A 2755 R	31	4D					43	2	AB 299 R	33	2
A 2756 R	31	4C					45	6	AB 311 R	8	2
A 2759 R	42	6				AA 3861 R	43	1	AB 312 R	22	11A
	43	3					43	2	AB 313 R	24	8
	45	4A					45	6	AB 318 R	18	8A
A 2760 R	45	4A				AA 3870 R	15	1	AB 319 R	6	10B
A 2764 R	27	14					15	10	AB 320 R	6	10A
A 2783 R	52	49					15	..	AB 322 R	11	2B
A 2784 R	52	59				AA 4101 R	55	10	AB 324 R	7	3
A 2785 R	52	57				AA 4173 R	45	7	AB 326 R	7	4A
A 2786 R	52	50				AA 4264 R	61	..	AB 327 R	20	2A
A 2787 R	52	51				AA 4267 R	40	11	AB 330 R	28	22
A 2789 R	52	57				AA 4507 R	21	5		33	3
A 2790 R	52	58				AA 4655 R	34	10	AB 336 R	15	8
A 2791 R	49	..				AA 4845 R	49	17	AB 338 R	23	6E
A 2875 R	5	9				AA 4963 R	27	16	AB 339 R	57	62
A 2877 R	5	9				AA 4965 R	31	4A	AB 344 R	56	13
A 2880 R	5	9				AA 4978 R	45	6	AB 345 R	57	42
A 2913 R	60	..				AA 4991 R	17	..	AB 347 R	57	66
A 2953 R	31	..					60	..	AB 351 R	45	2
A 2955 R	31	..				AA 5479 R	5	2D	AB 352 R	45	13
	33	..				AA 5539 R	35	14C	AB 353 R	41	..
A 2956 R	21	11				AA 5546 R	11	15	AB 354 R	18	21
A 2961 R	45	8					15	7	AB 355 R	6	20
A 3004 R	40	11				AA 6141 R	15	13	AB 356 R	6	21
A 3008 R	51	7				AA 6240 R	12	..	AB 357 R	21	21A
A 3009 R	51	50				AA 6619 R	23	3A	AB 358 R	40	10A
	52	60							AB 365 R	46	6
A 3011 R	51	27							AB 366 R	45	10
A 3031 R	51	28							AB 374 R	44	1
A 3032 R	48	9							AB 378 R	40	12C
A 3082 R	49	..							AB 388 R	20	10
A 3149 R	42	5				AB 201 R	15	..	AB 389 R	20	11A
A 3203 R	55	32				AB 203 R	41	1	AB 390 R	20	13B
A 3439 R	8	6B				AB 209 R	11	1A	AB 403 R	21	1B
A 3497 R	60	..				AB 210 R	15	..	AB 408 R	37	31
A 3539 R	15	10				AB 211 R	15	13	AB 410 R	35	13B
A 4049 R	34	1D				AB 212 R	37	20B	AB 411 R	38	16B
A 4050 R	34	1D				AB 214 R	10	2	AB 415 R	40	10C
A 4168 R	57	40					36	7	AB 417 R	19	1
	57	..				AB 218 R	37	38	AB 418 R	41	1
A 4211 R	56	11				AB 221 R	19	7	AB 419 R	21	21A
A 4231 R	27	14				AB 225 R	21	18A	AB 427 R	40	10D
A 4872 R	21	22				AB 226 R	21	18C	AB 429 R	38	16A
A 4879 R	23	12				AB 227 R	21	16B	AB 437 R	4	2C
	57	43				AB 228 R	21	17B	AB 440 R	41	..
A 5176 R	60	..				AB 229 R	18	24	AB 446 R	45	7
	61	5				AB 230 R	21	1B	AB 451 R	35	13C
A 5177 R	60	..				AB 232 R	22	1	AB 452 R	39	20
	61	4				AB 233 R	22	2	AB 466 R	46	3B
A 5178 R	60	..				AB 235 R	31	3A	AB 473 R	46	..
A 5272 R	13	69				AB 237 R	17	..	AB 474 R	40	4
	14	56				AB 239 R	20	1A	AB 475 R	26	3
	15	2A				AB 241 R	40	1A	AB 476 R	3	..
A 5290 R	27	16				AB 243 R	37	29A		6	22A
A 5292 R	6	24				AB 244 R	4	2B	AB 484 R	11	1B
	27	17				AB 246 R	3	..	AB 488 R	45	3
	35	11					6	13	AB 496 R	35	13A
	45	3				AB 250 R	6	7B	AB 500 R	45	4
						AB 251 R	6	6	AB 511 R	6	7A
						AB 253 R	6	27	AB 514 R	6	7C
						AB 259 R	9	2A	AB 515 R	5	3B
						AB 260 R	9	10A	AB 518 R	12	11



NUMERICAL INDEX **TRACTORS—MODELS "B" AND "BR"—"BO" (NOT STYLED)**

Part No.	Page	Key	Part No.	Page	Key	Part No.	Page	Key	Part No.	Page	Key
AB 519 R	30	15	AB 870 R	38	3	AB 1385 R	25	1	AB 2568 R	48	11
AB 520 R	4	1B	AB 873 R	46	..	AB 1390 R	23	11B	AB 2571 R	49	57
AB 521 R	41	1	AB 874 R	28	7	AB 1396 R	37	36	AB 2578 R	30	11
AB 544 R	21	1A	AB 875 R	28	7		38	12	AB 2582 R	48	8
AB 545 R	20	8	AB 981 R	34	1A	AB 1403 R	35	13C	AB 2598 R	49	54
AB 546 R	23	5	AB 982 R	34	1A	AB 1406 R	11	7	AB 2604 R	15	13
AB 549 R	47	8	AB 985 R	33	5A		12	7	AB 2611 R	33	5A
AB 552 R	33	5A		33	5B	AB 1411 R	25	15B		33	5B
AB 565 R	22	11B	AB 987 R	34	1A	AB 1415 R	25	2	AB 2612 R	33	5B
AB 566 R	22	11C	AB 988 R	34	1A	AB 1416 R	25	4		33	5B
AB 568 R	28	17	AB 991 R	33	5B	AB 1417 R	25	7A	AB 2613 R	31	2
AB 570 R	28	13	AB 993 R	34	1B	AB 1419 R	4	1C	AB 2686 R	49	63
AB 573 R	12	9	AB 994 R	34	1B	AB 1422 R	25	10	AB 2687	49	16
AB 579 R	31	3B	AB 1018 R	40	11	AB 1424 R	4	1B	AB 2687 R	48	3B
AB 580 R	31	9		40	12A	AB 1425 R	25	7B	AB 2688 R	27	20
AB 585 R	10	7	AB 1022 R	40	11	AB 1433 R	37	30	AB 2690 R	7	3B
AB 590 R	18	8B		40	12C	AB 1439 R	37	29B		7	..
AB 592 R	3	..	AB 1023 R	40	12A	AB 1450 R	3	..	AB 2698 R	9	2C
	6	13		40	12C		6	22B	AB 2705 R	5	7
AB 594 R	9	10B	AB 1028 R	40	7	AB 1452 R	43	4	AB 2708 R	40	10A
AB 599 R	11	1C	AB 1029 R	40	1A	AB 1464 R	6	15	AB 2725 R	27	20
AB 606 R	21	21B	AB 1032 R	40	7	AB 1465 R	6	15	AB 2726 R	27	20
AB 609 R	21	12B	AB 1055 R	6	15	AB 1466 R	6	15	AB 2743 R	7	3B
AB 610 R	21	1C	AB 1070 R	34	1C	AB 1470 R	8	2		7	..
AB 611 R	21	18B	AB 1079 R	19	..	AB 1479 R	6	17	AB 2762 R	10	7
AB 612 R	21	18D	AB 1108 R	21	21A	AB 1480 R	6	17	AB 2805 R	48	14B
AB 614 R	4	1C	AB 1155 R	4	..	AB 1493 R	9	10B	AB 2815 R	50	7
AB 616 R	20	2B	AB 1156 R	4	..	AB 1494 R	5	1B	AB 2816 R	50	5
AB 618 R	38	15	AB 1157 R	4	..	AB 1495 R	23	1	AB 2817 R	50	8
AB 624 R	34	1A	AB 1163 R	4	2D	AB 1496 R	23	1	AB 2818 R	50	10
AB 625 R	34	1A	AB 1175 R	23	2B	AB 1521 R	25	9	AB 2820 R	50	6
AB 628 R	35	8		23	3	AB 1523 R	25	15B	AB 2875 R	13	2
AB 632 R	28	5A	AB 1189 R	48	2B	AB 1545 R	48	14A		15	1
AB 642 R	40	10B	AB 1194 R	49	39	AB 1549 R	48	10		15	..
AB 644 R	37	22	AB 1196 R	49	45	AB 1561 R	3	..	AB 2877 R	27	20
AB 649 R	20	1B	AB 1197 R	49	28		6	13	AB 2942 R	43	3
AB 655 R	34	1B	AB 1233 R	9	2B	AB 1572 R	20	9	AB 2957 R	50	7
AB 656 R	34	1B	AB 1234 R	9	2C	AB 1574 R	20	10	AB 2983 R	27	20
AB 659 R	35	6B		23	11A	AB 1590 R	4	..	AB 2990 R	27	15
AB 667 R	43	2	AB 1238 R	7	..	AB 1593 R	27	12B	AB 3066 R	48	13
AB 676 R	28	4	AB 1240 R	19	11	AB 1594 R	27	12B	AB 3080 R	40	11
AB 677 R	28	4	AB 1241 R	19	10	AB 1624 R	20	9		40	12A
AB 688 R	40	12C	AB 1242 R	19	2	AB 1626 R	20	11B	AB 3087 R	6	15
AB 689 R	47	1D	AB 1243 R	19	1	AB 1627 R	18	21	AB 3088 R	6	15
AB 705 R	6	27	AB 1253 R	10	2	AB 1629 R	20	12	AB 3093 R	21	1A
AB 706 R	15	..		36	7	AB 1630 R	12	1	AB 3094 R	21	1C
AB 715 R	26	12A	AB 1255 R	18	8B	AB 1631 R	18	8D	AB 3095 R	27	15
AB 716 R	27	12B	AB 1256 R	11	2A	AB 1641 R	8	14	AB 3115 R	56	37
AB 717 R	27	12B	AB 1257 R	37	20B	AB 1642 R	8	14		57	..
AB 718 R	26	8	AB 1258 R	12	4	AB 1773 R	21	16A	AB 3125 R	6	7C
AB 723 R	45	5	AB 1259 R	12	9	AB 1774 R	21	17A		6	10B
AB 727 R	44	2	AB 1263 R	21	1B	AB 1837 R	48	3A	AB 3126 R	6	7B
AB 736 R	34	1A	AB 1264 R	47	1B	AB 1838 R	48	2A		6	10A
AB 737 R	34	1A	AB 1269 R	56	13	AB 1840 R	49	17	AB 3127 R	6	10B
AB 740 R	33	5A	AB 1272 R	57	62	AB 1843 R	17	48	AB 3128 R	6	10A
AB 742 R	34	1B	AB 1278 R	26	12A	AB 1845 R	49	55	AB 3133 R	37	27A
AB 743 R	34	1B	AB 1279 R	36	11	AB 1856 R	49	62	AB 3134 R	37	37
AB 748 R	12	9	AB 1280 R	25	15B	AB 1898 R	6	25		38	11
AB 750 R	12	9	AB 1281 R	37	27B	AB 1956 R	49	60	AB 3143 R	3	..
AB 757 R	15	..	AB 1282 R	6	15	AB 1960 R	49	37A	AB 3144 R	49	65
AB 773 R	45	6	AB 1284 R	8	6	AB 1961 R	49	29	AB 3145 R	49	65
AB 778 R	29	29	AB 1285 R	6	17	AB 1962 R	49	30	AB 3146 R	50	1
AB 788 R	35	5C	AB 1286 R	6	17	AB 1963 R	49	22B	AB 3152 R	31	..
AB 804 R	27	12B	AB 1299 R	6	19	AB 1964 R	49	22A	AB 3175 R	31	3B
AB 805 R	29	16	AB 1301 R	26	1	AB 1965 R	49	22A	AB 3177 R	33	..
AB 807 R	27	12B	AB 1316 R	44	2	AB 1968 R	49	27	AB 3179 R	27	20
AB 808 R	40	12C	AB 1320 R	37	31	AB 1969 R	49	48	AB 3180 R	45	1
AB 809 R	40	12C	AB 1325 R	26	8	AB 1970 R	49	37B	AB 3181 R	45	1
AB 822 R	20	13B	AB 1326 R	26	8	AB 1971 R	49	37B	AB 3182 R	45	1
AB 823 R	42	1	AB 1328 R	31	..	AB 1973 R	49	46	AB 3183 R	45	1
AB 827 R	15	6	AB 1331 R	27	12B	AB 1978 R	49	22A	AB 3184 R	27	20
AB 828 R	15	6	AB 1336 R	40	12B	AB 1979 R	49	30	AB 3186 R	45	8
AB 830 R	15	13	AB 1343 R	27	12B	AB 2519 R	26	9A	AB 3187 R	45	8
AB 836 R	35	7	AB 1344 R	27	12B	AB 2520 R	26	9B	AB 3208 R	9	1A
AB 838 R	42	5	AB 1352 R	37	34	AB 2521 R	3	..	AB 3209 R	9	1B
AB 846 R	57	62		39	..	AB 2522 R	6	15	AB 3212 R	23	8
AB 855 R	28	7	AB 1353 R	37	34	AB 2523 R	6	15	AB 3213 R	33	..
AB 863 R	37	29A		39	..	AB 2560 R	43	4	AB 3279 R	6	16
AB 867 R	40	1A	AB 1354 R	38	14	AB 2565 R	28	14	AB 3280 R	6	16
	40	1B	AB 1355 R	39	21A	AB 2567 R	8	5	AB 3299 R	27	15

NUMERICAL INDEX **TRACTORS—MODELS "B" AND "BR"—"BO" (NOT STYLED)**

67

Part No.	Page	Key	Part No.	Page	Key	Part No.	Page	Key	Part No.	Page	Key
AB 3301 R	12	1	AB 4153 R	30	20	AC 1330 R	15	14	R 28 R	35	6
AB 3311 R	27	15	AB 4156 R	25	16				B 29 R	35	2B
AB 3314 R	12	4	AB 4158 R	23	1				B 30 R	35	2B
	12	23	AB 4159 R	23	1				B 31 R	35	2B
AB 3316 R	12	1	AB 4162 R	25	2	AD			B 32 R	35	5B
AB 3325 R	5	1B	AB 4164 R	25	1				B 33 R	35	8
AB 3335 R	5	1B	AB 4168 R	5	2B	AD 452 R	40	7	B 34 R	35	2A
AB 3336 R	6	16	AB 4169 R	5	2A	AD 680 R	21	12A	B 35 R	35	1
AB 3337 R	6	16	AB 4171 R	57	53	AD 709 R	21	23	B 36 R	36	7
AB 3441 R	43	1	AB 4173 R	57	42	AD 1606 R	31	10	B 38 R	10	8A
	43	2	AB 4175 R	28	1	AD 1855 R	48	7	B 40 R	19	3
	45	6	AB 4177 R	25	6	AD 2450 R	49	65	B 41 R	19	2
AB 3475 R	20	9	AB 4178 R	25	4	AD 2803 R	45	10	B 44 R	21	19B
AB 3477 R	20	11B	AB 4180 R	24	9	AD 2834 R	48	7	B 52 R	4	5A
AB 3674 R	15	1	AB 4183 R	23	6A	AD 2852 R	45	1	B 53 R	4	2B
	15	10	AB 4185 R	23	6B	AD 2853 R	45	1	B 54 R	22	3
	15	..	AB 4189 R	25	7	AD 2854 R	45	1	B 55 R	22	1
AB 3725 R	6	15	AB 4192 R	23	6C	AD 2855 R	45	1		49	48
AB 3727 R	6	15	AB 4194 R	25	5	AD 2856 R	45	8	B 59 R	22	3A
AB 3747 R	6	17	AB 4196 R	25	3	AD 2857 R	45	4	B 60 R	22	1
AB 3748 R	6	17	AB 4197 R	30	17	AD 2860 R	15	14	B 66 R	31	1
AB 3848 R	28	12	AB 4198 R	37	28	AD 2934 R	48	9	B 67 R	31	2
AB 3863 R	60	..	AB 4201 R	36	10				B 68 R	31	5
AB 3874 R	3	..	AB 4202 R	35	3				B 70 R	31	11
	6	..	AB 4209 R	7	1A				B 71 R	31	11
	58	..	AB 4212 R	56	8	AF—AP			B 72 R	31	7
AB 3875 R	3	..		56	16				B 73 R	8	8A
	6	..	AB 4213 R	9	1A	AF 260 R	7	3B	B 74 R	8	7C
	58	..	AB 4215 R	9	1B	AF 687 R	48	3C	B 76 R	20	4A
AB 3878 R	3	..	AB 4216 R	9	12		49	16	B 77 R	20	7
	6	..	AB 4218 R	5	5	AF 701 R	49	16	B 78 R	20	6
	58	..	AB 4220 R	36	13	AF 1234 R	7	18	B 79 R	20	2A
AB 3879 R	3	..	AB 4221 R	24	11A	AF 2749 R	48	11	B 80 R	20	3A
	6	..	AB 4222 R	35	14A	AF 2775 R	48	10	B 89 R	40	3
	59	..	AB 4223 R	35	14B	AF 2889 R	7	24B	B 90 R	40	4
AB 3882 R	59	..	AB 4227 R	49	29	AH 653 R	13	2	B 100 R	35	13A
AB 3885 R	11	..	AB 4228 R	25	11		15	1	B 101 R	35	14A
	59	..	AB 4230 R	9	5		15	..	B 102 R	40	2A
AB 3913 R	3	..	AB 4232 R	11	15	AH 1149 R	43	1	B 103 R	40	7
	6	16		15	7		43	2	B 104 R	36	13
AB 3914 R	6	16	AB 4233 R	20	9		45	6	B 105 R	36	16A
AB 3915 R	3	..	AB 4234 R	11	5	AP 19305 H	49	50	B 106 R	35	5A
	6	16	AB 4236 R	11	18				B 107 R	35	4
AB 3916 R	6	16	AB 4237 R	8	1				B 108 R	35	3
AB 3931 R	10	1B	AB 4239 R	57	54	AR			B 110 R	37	28
AB 3932 R	10	1A	AB 4248 R	8	14				B 111 R	36	16B
AB 3964 R	17	..	AB 4249 R	55	42	AR 10010 R	17	22	B 114 R	6	13
AB 4057 R	28	13	AB 4272 R	6	10B	AR 10017 R	14	66	B 115 R	6	11
	28	14	AB 4273 R	6	10A	AR 10018 R	17	8	B 118 R	6	3B
AB 4058 R	8	5	AB 4463 R	6	6	AR 10020 R	17	7	B 119 R	6	2
AB 4092 R	49	55	AB 4685 R	37	17E	AR 10021 R	17	19	B 120 R	6	9A
AB 4102 R	26	2	AB 4686 R	37	17E	AR 10025 R	17	14	B 122 R	6	14
AB 4103 R	26	2	AB 4748 R	10	7	AR 10026 R	17	1	B 124 R	6	7B
AB 4106 R	26	2	AB 4750 R	6	15	AR 10026 R	17	22	B 126 R	6	3A
AB 4107 R	26	2	AB 4751 R	6	15	AR 10066 R	17	22	B 128 R	6	8B
AB 4108 R	23	14	AB 4752 R	6	15	AR 10075 R	17	31	B 130 R	6	5
AB 4109 R	6	6	AB 4753 R	6	15	AR 10077 R	17	21	B 131 R	6	1
AB 4112 R	25	12	AB 5539 R	38	7B	AR 11062 R	51	61	B 132 R	6	8A
AB 4114 R	9	4	AB 31115 R	56	37		52	7	B 133 R	6	27
AB 4116 R	8	4				AR 11063 R	51	60	B 136 R	9	1B
AB 4117 R	6	11					52	10	B 137 R	9	1A
AB 4118 R	24	7	AC			AR 11065 R	52	14	B 139 R	9	3
AB 4120 R	24	10A				AR 11066 R	52	2	B 140 R	9	4
AB 4123 R	24	10B				AR 12011 R	13	27	B 141 R	9	2
AB 4124 R	25	8	AC 99 R	46	3A	AR 21268 R	7	..	B 142 R	9	6B
AB 4125 R	24	13	AC 119 R	40	1C	AR 21653 R	17	..	B 143 R	9	12
AB 4126 R	24	13	AC 352 R	37	32				B 144 R	9	3
AB 4129 R	25	11	AC 488 R	45	10				B 145 R	9	4
AB 4131 R	25	2	AC 600 R	15	14				B 146 R	9	5A
AB 4132 R	25	8	AC 648 R	45	5	B			B 147 R	9	8A
AB 4134 R	25	9	AC 649 R	45	5	B 1 R	6	16	B 148 R	23	11A
AB 4136 R	25	3	AC 650 R	41	1	B 2 R	6	17	B 152 R	23	45
AB 4138 R	23	8	AC 667 R	11	8	B 3 R	6	18	B 153 R	23	12
AB 4140 R	27	15	AC 885 R	40	10A	B 5 R	6	20		57	43
AB 4141 R	27	15	AC 1070 R	44	2	B 7 R	6	9B	B 154 R	23	7C
AB 4145 R	11	1	AC 1079 R	21	2	B 10 R	41	1	B 156 R	23	7B
AB 4147 R	30	24	AC 1080 R	21	4	B 17 R	11	1A	B 157 R	23	9
AB 4151 R	30	20	AC 1088 R	40	12C	B 25 R	43	1	B 158 R	9	11
AB 4152 R	25	4	AC 1301 R	45	12		45	6	B 159 R	9	10A
	30	20	AC 1316 R	21	3				B 161 R	9	7A



NUMERICAL INDEX **TRACTORS—MODELS "B" AND "BR"—"BO" (NOT STYLED)**

Part No.	Page	Key	Part No.	Page	Key	Part No.	Page	Key	Part No.	Page	Key
B 162 R	9	12	R 268 R	55	5	B 364 R	8	13	R 470 R	56	8
B 164 R	9	13	B 269 R	55	49	B 365 R	8	12	B 471 R	56	7
B 165 R	10	7	B 270 R	11	12		55	16	B 473 R	56	12
B 166 R	10	8	B 271 R	11	4B	B 366 R	8	11	B 474 R	56	10
B 167 R	10	1A	B 272 R	11	16	B 367 R	8	10	B 475 R	56	28
B 168 R	10	3B	B 273 R	10	6	B 368 R	8	7A	B 476 R	56	37
B 169 R	10	5	B 274 R	10	7	B 369 R	8	9	B 477 R	56	14
B 170 R	10	6	B 276 R	11	3	B 370 R	22	11A	B 479 R	56	39
	55	27	B 277 R	11	4A	B 371 R	22	12	B 482 R	57	53
B 171 R	10	9	B 279 R	11	7		24	5	B 483 R	57	54
B 172 R	10	10		12	7	B 374 R	22	5B	B 484 R	57	52
B 173 R	10	2	B 280 R	11	11		24	4	B 485 R	57	44
B 174 R	10	8E	B 281 R	11	15	B 375 R	22	10	B 487 R	57	49
B 175 R	10	14		15	7		24	9	B 489 R	56	23
B 177 R	10	13	B 282 R	11	1	B 376 R	24	8	B 490 R	56	25
B 178 R	10	15	B 283 R	11	18	B 377 R	24	7	B 491 R	56	20
	29	5B	B 284 R	11	13B	B 378 R	22	15	B 492 R	54	25
B 179 R	27	15	B 285 R	11	13B	B 380 R	22	14		55	30
B 180 R	10	16A	B 286 R	12	4	B 381 R	4	1A	B 494 R	57	42
B 184 R	25	4	B 287 R	12	19A	B 382 R	22	3	B 496 R	45	2
B 185 R	25	11	B 289 R	11	7	B 383 R	22	4	B 500 R	46	5
B 186 R	25	15A		12	9	B 384 R	22	13A	B 504 R	8	4
B 188 R	25	8A	B 290 R	12	9	B 385 R	22	1B	B 505 R	8	9A
B 189 R	25	12	B 292 R	12	12	B 386 R	24	1A	B 533 R	40	10C
B 190 R	25	5B	B 293 R	12	13	B 387 R	24	2	B 543 R	35	13B
B 191 R	25	1	B 295 R	12	8A		30	6	B 545 R	35	14B
B 192 R	25	2	B 297 R	12	11	B 388 R	24	3	B 547 R	38	17
	28	4A	B 298 R	12	10A	B 389 R	36	14A	B 548 R	38	18A
B 193 R	25	2	B 300 R	12	15A	B 390 R	10	3A	B 549 R	38	19
	28	4A	B 301 R	11	13A	B 391 R	10	9A	B 550 R	38	10B
B 194 R	25	2	B 302 R	10	8B	B 392 R	36	15A	B 551 R	38	18B
	28	4A	B 305 R	28	21	B 393 R	4	2A	B 552 R	41	1
B 195 R	8	4	B 306 R	26	9A	B 394 R	18	10A	B 557 R	41	1
B 196 R	8	5	B 307 R	30	8	B 395 R	18	23	B 559 R	41	4
B 198 R	8	10	B 308 R	26	11A	B 396 R	18	22	B 560 R	6	22A
B 199 R	8	1		56	1	B 397 R	18	9C	B 563 R	47	1C
B 200 R	8	2	B 310 R	30	20	B 398 R	18	18	B 565 R	4	3
B 201 R	8	6	B 313 R	30	16	B 399 R	26	8		35	11
B 204 R	8	8	B 314 R	30	9B	B 400 R	18	16A	B 567 R	8	2
B 206 R	8	14	B 315 R	30	3B	B 401 R	18	16C	B 568 R	45	6
B 207 R	8	2	B 316 R	30	3B	B 402 R	18	20	B 569 R	11	13B
B 208 R	8	7	B 317 R	30	3B	B 403 R	18	8A	B 571 R	12	20
B 210 R	8	1	B 320 R	30	27	B 404 R	18	9A	B 572 R	35	13C
B 213 R	8	10	B 321 R	24	4	B 405 R	18	8A	B 574 R	39	20
B 214 R	8	6B	B 323 R	24	11B	B 406 R	18	20	B 575 R	46	3B
B 215 R	8	15A	B 324 R	24	11A	B 409 R	26	7	B 577 R	46	..
B 216 R	8	6C	B 325 R	24	8C	B 412 R	9	5	B 578 R	46	1B
B 217 R	8	8	B 327 R	24	8B	B 413 R	6	19	B 586 R	30	24
B 218 R	28	4	B 328 R	24	8A	B 419 R	30	29	B 587 R	25	15B
B 219 R	28	6	B 329 R	24	7	B 420 R	30	26		30	17
B 220 R	28	8B	B 330 R	23	5	B 421 R	7	2	B 588 R	30	19
B 223 R	28	12	B 331 R	23	4	B 422 R	7	10	B 596 R	47	6
B 224 R	28	13	B 332 R	24	6	B 423 R	7	6	B 597 R	6	7A
B 226 R	28	16	B 333 R	24	5		9	7B		6	7C
B 227 R	28	18	B 334 R	23	2A		19	4A	B 599 R	25	4
B 228 R	28	11		23	4A	B 424 R	7	8A		30	20
B 230 R	28	9	B 335 R	23	7A		7	9	B 603 R	4	1B
B 231 R	28	8A	B 339 R	24	6	B 425 R	7	8	B 605 R	41	1
B 233 R	28	2A	B 340 R	24	6		55	40	B 610 R	4	2C
B 234 R	28	1	B 341 R	23	6A	B 426 R	9	5E	B 611 R	23	2
B 236 R	28	19B	B 343 R	23	6C	B 427 R	7	7	B 619 R	23	5
B 237 R	28	19A	B 344 R	23	14	B 428 R	7	1	B 620 R	23	6
B 238 R	28	3	B 345 R	27	20	B 430 R	7	4	B 630 R	35	6A
	28	4B	B 347 R	26	2		7	6	B 633 R	42	3
B 240 R	23	8	B 348 R	26	3	B 431 R	7	5		43	2
B 241 R	5	5	B 349 R	26	4A	B 432 R	11	22	B 634 R	45	4B
B 242 R	5	7A	B 350 R	27	13	B 433 R	7	15	B 636 R	28	4
B 243 R	5	28	B 351 R	26	11B	B 434 R	7	17	B 637 R	28	4
B 244 R	5	7B	B 353 R	47	3	B 435 R	7	3A	B 638 R	28	6
B 245 R	5	2C	B 354 R	6	22A	B 436 R	7	2C	B 639 R	28	20
B 246 R	5	3C	B 355 R	6	24	B 439 R	7	5A		29	30
B 247 R	5	10	B 356 R	6	8C	B 462 R	5	13	B 642 R	28	19D
B 250 R	5	9	B 357 R	8	2	B 463 R	57	62	B 643 R	28	19C
B 251 R	5	3B	B 358 R	8	5	B 464 R	56	4	B 644 R	34	4B
B 252 R	5	2A	B 359 R	4	3B	B 465 R	15	5	B 650 R	12	15B
B 253 R	5	1A		8	4	B 466 R	54	24		20	9
B 254 R	7	2A	B 360 R	4	..	B 467 R	56	5	B 651 R	28	3
B 255 R	7	1A	B 362 R	8	14	B 468 R	56	11	B 657 R	47	6C
B 259 R	5	8	B 363 R	8	14	B 469 R	56	9	B 658 R	46	7
B 264 R	5	11C							B 660 R	6	27

NUMERICAL INDEX **TRACTORS—MODELS "B" AND "BR"—"BO" (NOT STYLED)**

69

Part No.	Page	Key	Part No.	Page	Key	Part No.	Page	Key	Part No.	Page	Key
B 669 R	27	20	B 811 R	38	4	B 1107 R	13	22	E 1348 R	8	8B
B 672 R	26	4A	B 812 R	36	6		17	32	B 1349 R	6	16
B 674 R	26	2	B 813 R	4	2A	B 1136 R	7	8B	B 1353 R	5	6
B 676 R	29	27	B 814 R	38	8	B 1137 R	7	7	B 1354 R	6	17
B 678 R	29	23C	B 815 R	38	7A	B 1141 R	12	19B	B 1360 R	4	..
B 679 R	42	2	B 816 R	38	1A	B 1142 R	56	4	B 1362 R	9	8B
	43	2	B 817 R	38	1B	B 1143 R	56	11	B 1368 R	24	9
B 686 R	29	8	B 818 R	38	2A	B 1144 R	56	12	B 1369 R	23	6B
B 687 R	29	22	B 819 R	33	1A	B 1145 R	56	9		24	10A
B 688 R	29	16	B 820 R	33	4B	B 1146 R	56	8	B 1370 R	23	6B
B 689 R	29	19	B 821 R	33	4A	B 1147 R	56	7	B 1371 R	24	13
B 694 R	42	1	B 822 R	33	6	B 1149 R	56	14	B 1372 R	23	1
	45	4C	B 829 R	36	17B	B 1151 R	56	5	B 1373 R	24	10B
B 695 R	43	4	B 835 R	34	3A	B 1152 R	56	2	B 1374 R	23	6D
B 700 R	4	5B	B 836 R	34	3B	B 1154 R	6	16	B 1375 R	24	13
B 701 R	4	2C	B 837 R	34	4A	B 1170 R	25	3	B 1376 R	23	1
B 707 R	4	1C	B 838 R	34	5A	B 1171 R	25	5	B 1377 R	25	1
B 708 R	22	13B	B 839 R	34	2	B 1172 R	25	6	B 1378 R	25	2
B 709 R	24	1B	B 840 R	34	2	B 1174 R	27	20	B 1397 R	26	4B
B 710 R	22	1A	B 842 R	38	7A	B 1178 R	27	20	B 1402 R	25	5A
B 711 R	22	2	B 843 R	10	14	B 1180 R	26	2	B 1404 R	25	5A
B 713 R	22	11B	B 844 R	10	15	B 1181 R	26	4A	B 1406 R	25	5A
B 714 R	22	11C	B 845 R	31	11A	B 1182 R	26	1	B 1423 R	25	3
B 715 R	28	9	B 847 R	31	11B	B 1183 R	26	7	B 1454 R	8	8
B 716 R	28	3	B 860 R	33	6	B 1184 R	27	15	B 1455 R	10	8B
B 717 R	28	1	B 861 R	33	4B	B 1185 R	31	..	B 1488 R	20	4B
B 718 R	28	6	B 862 R	33	4A	B 1189 R	43	1	B 1496 R	22	3B
B 719 R	28	7	B 866 R	47	7B		43	2	B 1497 R	8	10
B 721 R	28	10	B 867 R	47	6B	B 1190 R	45	6	B 1498 R	8	12
	29	25	B 868 R	47	7C	B 1204 R	37	17E	B 1499 R	8	15B
B 723 R	28	16	B 870 R	12	19B	B 1205 R	37	34	B 1535 R	49	15A
B 724 R	12	4	B 875 R	57	62	B 1206 R	37	34	B 1564 R	35	5B
B 729 R	27	20	B 876 R	56	37	B 1207 R	38	14	B 1567 R	60	..
B 732 R	28	2	B 886 R	29	10	B 1210 R	39	..		61	6
	34	5B	B 888 R	37	26	B 1211 R	39	..	B 1568 R	61	8
B 733 R	26	4B	B 895 R	33	1A	B 1212 R	37	34	B 1569 R	20	13A
B 734 R	9	1A	B 896 R	33	4D	B 1213 R	9	2D	B 1588 R	49	25
B 735 R	9	1B	B 897 R	33	4C	B 1221 R	37	34	B 1589 R	49	41
B 736 R	9	5B	B 898 R	33	6	B 1222 R	27	20	B 1592 R	49	18
B 737 R	9	8B	B 901 R	33	1A	B 1233 R	37	35B	B 1595 R	49	54
B 738 R	9	5C	B 906 R	35	..	B 1236 R	37	17E	B 1606 R	49	63
B 739 R	9	5D	B 907 R	35	..	B 1248 R	25	15A	B 1607 R	49	64
B 740 R	9	9	B 908 R	47	7A	B 1249 R	25	16	B 1608 R	49	61
B 741 R	9	6B	B 909 R	47	7A	B 1250 R	25	18	B 1642 R	49	23
B 744 R	10	9	B 917 R	6	17	B 1251 R	25	17	B 1644 R	49	32
B 746 R	10	10	B 918 R	40	11	B 1252 R	25	19	B 1645 R	49	26
B 748 R	23	11B	B 919 R	40	11	B 1253 R	25	12	B 1646 R	49	38
B 749 R	9	9	B 920 R	40	1A	B 1254 R	25	9	B 1647 R	49	24
B 752 R	10	8D		40	1B	B 1256 R	25	11	B 1649 R	49	49
B 753 R	4	..	B 951 R	30	20	B 1257 R	25	8	B 1651 R	49	21
B 754 R	36	5	B 952 R	19	14	B 1258 R	25	20	B 1654 R	49	35
B 757 R	10	7	B 954 R	19	14	B 1259 R	25	6	B 1655 R	49	20
B 758 R	18	10B	B 960 R	35	9	B 1260 R	25	5	B 1662 R	49	59
B 759 R	18	8B	B 997 R	49	..	B 1261 R	25	2	B 1663 R	17	48
B 760 R	18	16B	B 998 R	49	44	B 1262 R	25	3	B 1664 R	17	48
B 764 R	28	20	B 999 R	49	42	B 1263 R	25	4		48	1
B 765 R	31	10	B 1001 R	18	8C	B 1264 R	25	7A	B 1679 R	30	10B
B 767 R	6	13	B 1006 R	12	15C	B 1265 R	25	13A	B 1680 R	30	9A
B 768 R	9	10B	B 1007 R	22	3B	B 1266 R	25	21	B 1688 R	23	11A
B 769 R	26	9B	B 1008 R	18	16C	B 1267 R	4	1C	B 1690 R	9	7
B 772 R	8	8B	B 1025 R	49	43	B 1268 R	25	13B	B 1693 R	11	14
B 773 R	11	1C	B 1028 R	49	56B	B 1269 R	25	7B	B 1697 R	33	1B
B 778 R	20	4B	B 1029 R	49	40	B 1270 R	4	1B	B 1698 R	33	..
B 781 R	36	10	B 1030 R	49	52A	B 1276 R	25	8	B 1700 R	33	4D
B 782 R	36	8B		51	45	B 1277 R	25	7	B 1701 R	33	4C
B 786 R	37	24A	B 1031 R	49	56A	B 1305 R	6	22B	B 1702 R	33	9A
B 787 R	37	25A	B 1033 R	49	51	B 1306 R	8	2	B 1703 R	33	9B
B 788 R	37	17E	B 1085 R	13	55	B 1307 R	8	7A	B 1705 R	33	8
B 789 R	36	14B		14	71	B 1308 R	6	16	B 1706 R	33	11
B 790 R	10	9B		52	22	B 1312 R	6	17	B 1709 R	33	7A
B 791 R	10	8C	B 1091 R	14	54	B 1314 R	8	4	B 1710 R	33	7B
B 797 R	21	25	B 1095 R	5	12	B 1315 R	18	8D	B 1711 R	8	3
B 798 R	20	2B	B 1097 R	5	11A	B 1316 R	18	9B	B 1723 R	50	11
B 803 R	36	17C	B 1099 R	19	14	B 1319 R	25	15A	B 1724 R	50	9
B 804 R	36	17D	B 1100 R	20	4C	B 1332 R	6	8C	B 1725 R	50	3
B 805 R	36	4	B 1102 R	11	12	B 1333 R	6	24	B 1726 R	50	4
B 807 R	36	12	B 1103 R	8	6	B 1336 R	27	20	B 1727 R	50	14
B 808 R	37	23A	B 1104 R	5	7A	B 1340 R	6	13	B 1728 R	48	9
B 809 R	38	1C	B 1105 R	57	62	B 1341 R	9	10B	B 1742 R	7	3B
B 810 R	38	6A				B 1344 R	26	2	B 1743 R	7	7



NUMERICAL INDEX **TRACTORS—MODELS "B" AND "BR"—"BO" (NOT STYLED)**

Part No.	Page	Key	Part No.	Page	Key	Part No.	Page	Key	Part No.	Page	Key
B 1744 R	7	5A	B 3283 R	11	18	D 319 R	18	3			
B 1745 R	7	17	B 3285 R	11	18	D 349 R	31	6			
B 1746 R	5	7A	B 3310 R	36	162	D 362 R	18	6			
B 1850 R	9	16	B 3346 R	26	11A	D 377 R	30	13B	E		
B 1853 R	10	3A		56	1	D 392 R	5	13			
B 1854 R	10	16	B 3362 R	11	18		17	23	E 1994 R	5	13
B 1855 R	10	2	B 3366 R	28	15	D 399 R	12	3	E 2150 R	5	8
B 1857 R	10	7	B 3622 R	26	11B		12	22			
B 1858 R	23	11A	B 3711 R	8	4	D 403 R	9	8			
B 1901 R	49	15B					12	5B	E 2158 R	49	31
B 1903 R	49	21				D 411 R	45	10	E 2229 RT	5	8
B 1982 R	7	17	C				46	3	E 2272 RT	54	28
B 1984 R	24	7				D 417 R	5	11B	E 2302 RT	51	13
B 1986 R	18	15					49	34	F 96 R	7	18
B 1991 R	42	7				D 465 R	15	2B	F 98 R	7	2D
	43	3	C 167 R	40	1C	D 467 R	36	16B	F 690 R	48	6
	45	4A	C 251 R	8	3	D 473 R	18	5	F 710 R	30	..
B 2005 R	14	19	C 264 R	47	2B	D 488 R	18	17	F 711 R	30	..
B 2015 R	40	11	C 284 R	28	15		20	5	F 817 R	31	..
B 2029 R	6	7C	C 677 R	40	2C		25	13	F 1072 R	8	6C
B 2031 R	6	7B	C 719 R	6	24		27	17	F 1743 R	7	10
B 2034 R	56	37		10	11		28	24		38	1D
B 2035 R	56	13	C 722 R	46	3A	D 583 R	46	1	F 2653 R	10	15
B 2036 R	56	14	C 838 R	37	24E	D 584 R	46	2	F 2970 R	11	16
B 2038 R	10	9	C 840 R	37	25B	D 635 R	40	3	F 3326 R	11	9
B 2047 R	25	9	C 902 R	11	9	D 636 R	40	4	F 3362 R	22	10
	25	10	C 932 R	9	6A	D 793 R	7	12		24	9
B 2064 R	30	10B	C 977 R	36	3	D 794 R	7	13	F 3384 R	5	10
B 2065 R	30	8	C 998 R	11	6	D 938 R	45	8			
B 2067 R	31	..	C 1030 R	46	6		46	2			
B 2068 R	31	..	C 1031 R	6	24	D 960 R	28	21			
B 2071 R	57	49	C 1067 R	28	14A	D 993 R	30	13C	H-IXA		
B 2078 R	31	7	C 1096 R	56	2	D 997 R	28	5A			
B 2079 R	30	10A	C 1109 R	37	23B	D 1034 R	17	43	H 512 R	47	5
B 2080 R	33	..	C 1220 R	27	18		20	3B	H 665 R	13	47
B 2097 R	43	2		36	2	D 1078 R	45	1		15	78
	44	2		56	33	D 1080 R	6	4	H 666 R	13	13
B 2110 R	28	15	C 1224 R	29	6C	D 1283 R	45	4	H 982 R	37	23B
B 2118 R	27	15		54	23	D 1720 R	12	3	H 1039 R	12	5
B 2121 R	12	10	C 1231 R	36	9	D 1736 R	12	9		12	8E
B 2122 R	12	2	C 1242 R	36	9		12	14A	IKA 761	14	42
	12	21	C 1300 R	15	10	D 1766 R	37	21	IVA 583	13	5
B 2124 R	12	6	C 1438 R	10	5	D 1768 R	36	16B	IXA 256	13	42
	12	24	C 1479 R	6	24	D 1769 R	36	8A		13	50
B 2127 R	12	8		27	17	D 1797 R	31	12		13	65
	12	25		35	11	D 1837 R	21	22		14	32
B 2128 R	12	4		45	3	D 1856 R	19	5	IXA 345	15	81
B 2129 R	12	7	C 1494 R	38	8	D 1881 R	38	5			
	12	26	C 1517 R	45	12	D 1935 R	5	8			
B 2137 R	30	27	C 1572 R	20	15	D 1950 R	28	12A			
B 2143 R	30	10B	C 1573 R	21	2A		29	6D	JD		
B 2145 R	31	..	C 1646 R	45	7	D 1969 R	55	6			
B 2182 R	43	1	C 1705 R	22	2	D 1994 R	10	15	JD 16 R	43	1
	43	3B	C 1716 R	45	5	D 2009 R	6	26		45	7
	45	7	C 1732 R	41	1	D 2031 R	10	16B	JD 17 R	40	8
B 2186 R	43	3A	C 1778 R	21	7	D 2063 R	47	4		40	12A
	44	2	C 1980 R	31	8	D 2121 R	45	1	JD 18 R	41	3
B 2187 R	42	5	C 1982 R	31	4B	D 2122 R	21	13	JD 19 R	40	8
	43	3A	C 2148 R	46	1A	D 2184 R	41	4		40	12A
	44	1	C 2175 R	11	23		45	2	JD 110	60	..
B 2189 R	42	5		13	70	D 2186 R	41	5		61	3
	43	2		14	52	D 2304 R	18	19	JD 110 R	62	..
	44	1		15	12	D 2425 R	7	6	JD 111 R	62	..
B 2190 R	27	20	C 2199 R	45	3	D 2438 R	5	9	JD 112 R	62	..
B 2234 R	6	17	C 2239 R	56	36	D 2439 R	5	10	JD 113	60	..
B 2235 R	6	17	C 2309 R	46	4	D 2440 R	5	13		61	2
B 2274 R	23	13	C 2378 R	21	3	D 2447 R	45	1	JD 113 R	62	..
B 2298 R	60	..				D 2526 R	45	4C	JD 114 R	62	..
B 2408 R	27	20				D 2594 R	29	4	JD 115	60	..
B 2409 R	27	20				D 2595 R	29	5A		61	1
B 2412 R	27	20	D			D 2596 R	29	7	JD 115 R	62	..
B 2780 R	10	18				D 2606 R	29	13	JD 116 R	62	..
B 2781 R	10	1A	D 82 R	21	24	D 2608 R	29	6B	JD 118 R	62	..
B 2798 R	56	16	D 126 R	18	4	D 2609 R	29	15	JD 119 R	62	..
B 2799 R	56	8	D 157 R	10	12	D 2629 R	38	6B	JD 120 R	62	..
	56	18		19	13	D 2882 R	45	3	JD 121 R	62	..
B 2800 R	56	8	D 178 R	10	4	D 2887 R	10	12	JD 122 R	62	..
	56	17	D 186 R	7	10	D 2911 R	49	52B	JD 123 R	62	..
B 2878 R	8	14		38	1D	D 2914 R	49	56C	JD 124 R	62	..
B 3026 R	6	8B	D 233 R	45	1	D 3402 R	29	7	JD 235 R	62	..

71

PC-676-(2-60)