




JOHN DEERE
Parts Catalog


MODEL M SERIES TRACTOR

PC848




T 7420

Model M Right Side View




T 7421

Model M Left Side View



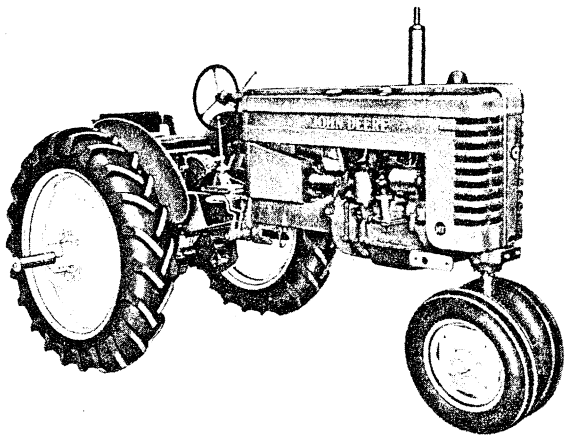
T 7422

Model MC Right Side View



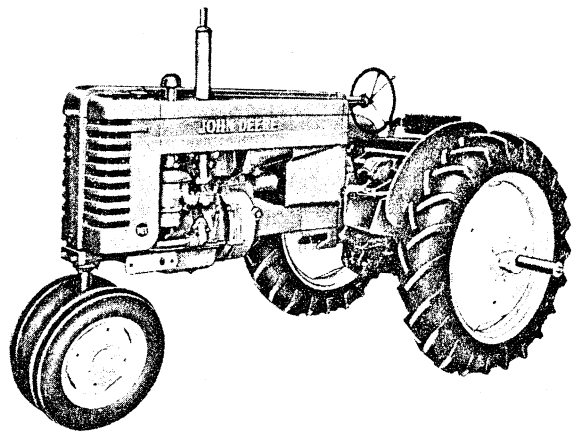
T 7423

Model MC Left Side View




T 7424

Model MT Right Side View




T 7425

Model MT Left Side View



Model MI Right Side View



Model MI Left Side View

AN EXPLANATION OF SERIAL NUMBER LISTING

Each model of the M Series has its own individual serial number range, that is, the model M, MC, MI, and MT each beginning with serial number 10001. In cases where serial numbers are shown and are applicable to more than one model of the M Series, a serial number for each model affected will be listed consecutively in the serial number column with the model designation shown in the description column.

As an example:

AM	1121 T	(-45017)	Union (2 used) (M)
AM	1121 T	(-10472)	Union (2 used) (MI)
AM	1121 T	(-26906)	Union (2 used) (MT)

Serial number information given on any page is applicable only to parts listed and illustrated on that page.

When the parentheses include only the dash (-) the part is used on all machines except as noted in the description column.

When a serial number appears before the dash (00000-) the part was introduced beginning with that serial number and is still being used.

When a serial number appears after the dash (-00000) the part was used up to and including that serial number but was not used after that serial number.

When serial numbers appear both before and after the dash (00000-00000) the part was used beginning with the first serial number but was not used after the second serial number.

EXPLANATION OF SUBSTITUTION INFORMATION

Part substitution information given on any page is applicable only to parts listed and illustrated on that page.

PACKAGED PARTS

For added protection and ease of handling between the factory, branch houses, parts depots, and most dealers, some parts which appear in this catalog, such as gaskets, are packed in packages which contain more than one of the part. Dealers may order either the packages or the individual parts from the branch houses. However, when possible the package or multiples of the package should be specified.

SECTIONAL INDEX

Section 10-Engine	Section 60-Hydraulic System
Section 15-Engine Accessories	Section 65-Drawbar and Crossbar
Section 20-Cooling System	Section 70-Front Wheels and Axles
Section 25-Fuel System	Section 80-Rear Wheels and Weights
Section 30-Center Frame	Section 85-Brakes
Section 35-Transmission	Section 90-Sheet Metal
Section 40-Steering Clutch Assembly	Section 95-Track Assembly
Section 45-Final Drive	Section 100-Electrical System
Section 50-Instrument Panel and Steering	Section 105-Gasket Sets, Decalcomanias, Operator
Section 55-Front End Support and Grille and Light Guard	Manuals, and Loctite Sealant
	Section 110-Numerical Index

ALPHABETICAL INDEX

A		D	
	Page		Page
Adjustable front axle	70-6, 8, 12	Decalcomania, grille	105- 8
All-fuel starting tank	25- 3	Decalcomanias	105- 6
Ammeter	100- 6	Deflector, exhaust (M, MC)	15- 3
Arm, light, front	100- 2	Depth control, power	65- 8
Arm, light, rear (M)	100- 4	Differential assembly (M, MI)	35- 6
Arm, light, rear (MT)	100- 5	Differential assembly (MT)	35- 7
Axle, front	70-2, 4, 6, 8, 10, 12	Distributor	100- 8
		Drawbar	65-2, 3, 4, 5, 6, 7
		Drawbar assembly, front (MC)	55- 6
		Drum, brake (MC)	35- 8
		Dual front wheel spindle (MT)	70-11
B		E	
Battery box	90- 2	Element, oil filter	10- 8
Bearings, connecting rod	10- 6	Engine hour meter	100- 7
Bearings, main	10-2, 6	Engine overhaul gasket set	105- 2
Belt pulley	35-9, 10	Engine tune-up gasket set	105- 2
Bladder, seat	90- 5	Exhaust manifold	15- 2
Block, cylinder	10- 2	Exhaust pipe (M, MC)	15- 3
Bottom guard (MC)	55- 6		
Bracket, fan	20-4, 5	F	
Bracket, implement attaching (M, MT)	30- 3	Fan assembly (M)	20-4, 5
Brake assembly (M, MI)	85- 1	Fan assembly (MC, MI, MT)	20- 5
Brake assembly (MT)	85- 2	Fender assembly	90-2, 3, 4
Brake drum (MC)	35- 8	Filter, fuel	25- 2
Brake linkage (MC)	40- 2	Final drive	45-2, 4, 6
Brake pedal assembly	30-6, 7	Final drive gasket set	105- 4
Breakaway coupling (MC)	60-21	Flexible oil lines (MC)	60-21
Bumper (MC)	55-2, 6	Flywheel	30- 4
		Frame assembly, side (MC)	95- 3
		Frame, center	30- 2
		Frame, track	95- 2
		Front axle	70-2, 4, 6, 8, 10, 12
		Front end support	55-2, 3, 4
		Front lights	100- 2
		Front wheels	70- 1
		Fuel filter	25- 2
		Fuel lines	25-2, 3
		Fuel tank	25- 2
C		G	
Camshaft	10- 4	Gasket set, carburetor	25-4, 105- 2
Cap, distributor	100- 8	Gasket sets	105-2, 3, 4
Cap, hub (MT)	80- 2	Gauge, oil pressure	10- 8
Caps, main bearing	10- 2	Gear, camshaft	10- 4
Carburetor	25- 4	Gear cover, front	10-2, 6
Carburetor gasket set	25-4, 105- 2	Gear, final drive	45-2, 4, 6
Case, transmission	35- 2	Gear, ring, and output shaft	35-6, 7, 8
Center frame	30- 2	Gear, steering	50-2, 3
Choke control	15- 4	Gears, transmission	35- 4
Clevis, hitch plate	65-2, 3, 7	Generator	100-12
Clutch	30- 4	Governor	15- 5
Clutch housing, steering (MC)	40- 1	Grille	90- 1
Clutch pedal assembly	30-6, 7	Grille decalcomania	105- 8
Clutch, steering (MC)	35- 8	Grille guard (MC)	55- 6
Coil, ignition	100- 8	Guard, bottom, grille, and light (MC)	55- 6
Connecting Rod	10- 6	Guard, mower pulley (MI)	65- 6
Controls, starter, choke and throttle	15- 4	Guard, sickle	90- 6
Control valve, hydraulic (MC)	60-18		
Cover, front gear	10-2, 6		
Cover, front, touch-o-matic quadrant (MI, MT)	60-10		
Cover, rear, transmission case	35- 2		
Cover, rocker arm	10- 4		
Cover, transmission top	35-12		
Crankshaft	10- 6		
Crank, starting	55- 1		
Crossbar (MC)	65- 7		
Crossbar (M, MT)	65- 4		
Cut-out relay	100- 6		
Cylinder block	10- 2		
Cylinder head	10- 4		
Cylinder, remote control (MC)	60-22		

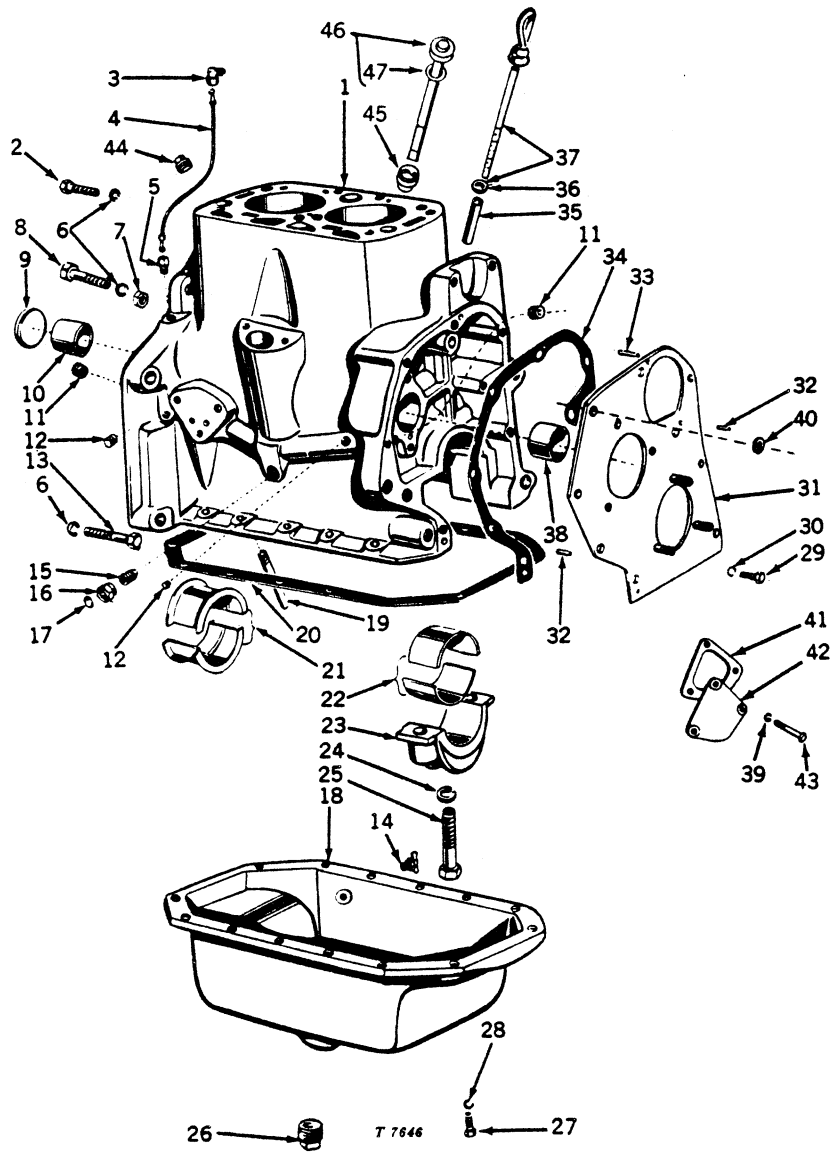
ALPHABETICAL INDEX -- Continued

H	Page	R	Page
Harness, wiring	100- 2	Radiator	20- 2
Head, cylinder	10- 4	Radiator shutter	20- 3
Heat indicator	100- 6	Rear light (M, MC)	100- 4
Hood	90- 1	Rear light (MT)	100- 5
Hour meter, engine	100- 7	Rear wheel	80-1, 2
Housing, rockshaft	60-16, 17	Relay, cut-out	100- 6
Hub, fan	20-4, 5	Remote control cylinder (MC)	60-22
Hydraulic system oil lines (MC)	60- 8	Reservoir, oil (MC)	60-20
I		Ring gear	35-6, 7, 8
Ignition switch	100- 6	Rings, piston	10- 6
Implement attaching brackets (M, MT)	30- 3	Rockshaft assembly (M)	60-16
Indicator, heat	100- 6	Rockshaft assembly (MI, MT)	60-17
Instrument panel	50- 4	Roller, track	95- 2
K		S	
Kit, conversion, hydraulic pump (M)	60- 2	Seat	90- 5
L		Shaft, output, and ring gears	35-6, 7, 8
Light guard (MC)	55- 6	Shaft, propeller	30- 4
Light, rear (M, MC)	100- 4	Shafts, final drive	45-2, 4, 6
Light, rear (MT)	100- 5	Shaft, steering	50- 4
Lights, front	100- 2	Shafts, transmission	35- 4
Light switch	100- 6	Shield, powershaft	35-2, 11
Light, tail (M, MI, MT)	100- 3	Shifting parts, transmission	35-12
Lines, fuel	25-2, 3	Shoe, track	95- 1
Lines, oil, hydraulic system (MC)	60- 8	Shutter, radiator	20- 3
Lines, oil, touch-o-matic (M)	60-5, 6	Sickle carrier	90- 6
Lines, oil, touch-o-matic (MI, MT)	60- 6	Side frame assembly (MC)	95- 3
Linkage, steering and brake (MC)	40- 2	Single front wheel (MT)	70-14
Link, track	95- 1	Sod pan (MC)	55- 2
Loctite sealant	105- 8	Spacer, rear wheel (M)	80- 1
M		Spark plug	100- 8
Manifold, exhaust	15- 2	Spindle, dual front wheel (MT)	70-11
Manifold, water	20- 2	Spindle, upper (MT)	55- 4
Manual, operator's	105- 8	Starter controls	15- 4
Motor, starting	100-10	Starting crank	55- 1
Muffler	15- 3	Starting motor	100-10
O		Starting tank, all-fuel	25- 3
Oil filter	10- 8	Steering clutch housing (MC)	40- 1
Oil pan, engine	10- 2	Steering clutch (MC)	35- 8
Oil pump, engine	10- 9	Steering gear	50-2, 3
Oil reservoir assembly (MC)	60-20	Steering linkage (MC)	40- 2
Operator manuals	105- 8	Steering shaft	50- 4
P		Support, front end	55-2, 3, 4
Panel, instrument	50- 4	Swinging drawbar	65-4, 5
Pan, engine oil	10- 2	Switch, light-ignition	100- 6
Pan, final drive	45-2, 4, 6	T	
Pan, sod (MC)	55- 2	Tail light (M, MI, MT)	100- 3
Pedals, clutch and brake	30-6, 7	Tank, fuel	25- 2
Pipe, exhaust (M, MC)	15- 3	Tank, starting, all-fuel	25- 3
Piston	10- 6	Throttle controls	15- 4
Piston rings	10- 6	Tool box (MI)	65- 6
Planter drive (M)	45- 3	Touch-o-matic cylinder and valve housing (MI, MT)	60-14
Plate, pressure	30-4, 35- 8	Touch-o-matic oil lines (M, MI, MT)	60-5, 6
Plug, spark	100- 8	Touch-o-matic pump	60-3, 4
Point set, distributor	100- 8	Touch-o-matic quadrant (M)	60- 9
Powershaft shield	35-2, 11	Touch-o-matic quadrant (MI, MT)	60-10
Powershaft shift levers	35- 9	Touch-o-matic system gasket set	105- 3
Pressure plate	30-4, 35- 8	Touch-o-matic valve housing (M)	60-12
Propeller shaft	30- 4	Track and track shoe assembly	95- 1
Pulley, belt	35-9, 10	Track frame	95- 2
Pump conversion kit, hydraulic (M)	60- 2	Track roller	95- 2
Pump, oil, engine	10- 9	Transmission case	35- 2
Pump, touch-o-matic (M)	60-3, 4	Transmission gasket set	105- 4
Pump, touch-o-matic (MC, MI, MT)	60- 4	Transmission gears and shafts	35- 4
Q		Transmission shifting parts	35-12
Quadrant assembly, touch-o-matic (M)	60- 9	Transmission top cover	35-12
Quadrant assembly, touch-o-matic (MI, MT)	60-10	V	
Quill, ring gear	35-6, 7, 8	Valve assembly, hydraulic control (MC)	60-18
		Valve housing, touch-o-matic (M)	60-12
		Valve housing, touch-o-matic (MI, MT)	60-14
		Valves	10- 4

ALPHABETICAL INDEX -- Continued

W		Page		Page
Water manifold		20- 2	Wheel, front, single (MT)	70-14
Weight, front wheel		70- 1	Wheel, rear	80-1, 2
Weight, rear wheel		80-1, 2	Wheels, front	70- 1
Weights, governor		15- 5	Wheel weight, front	70- 1

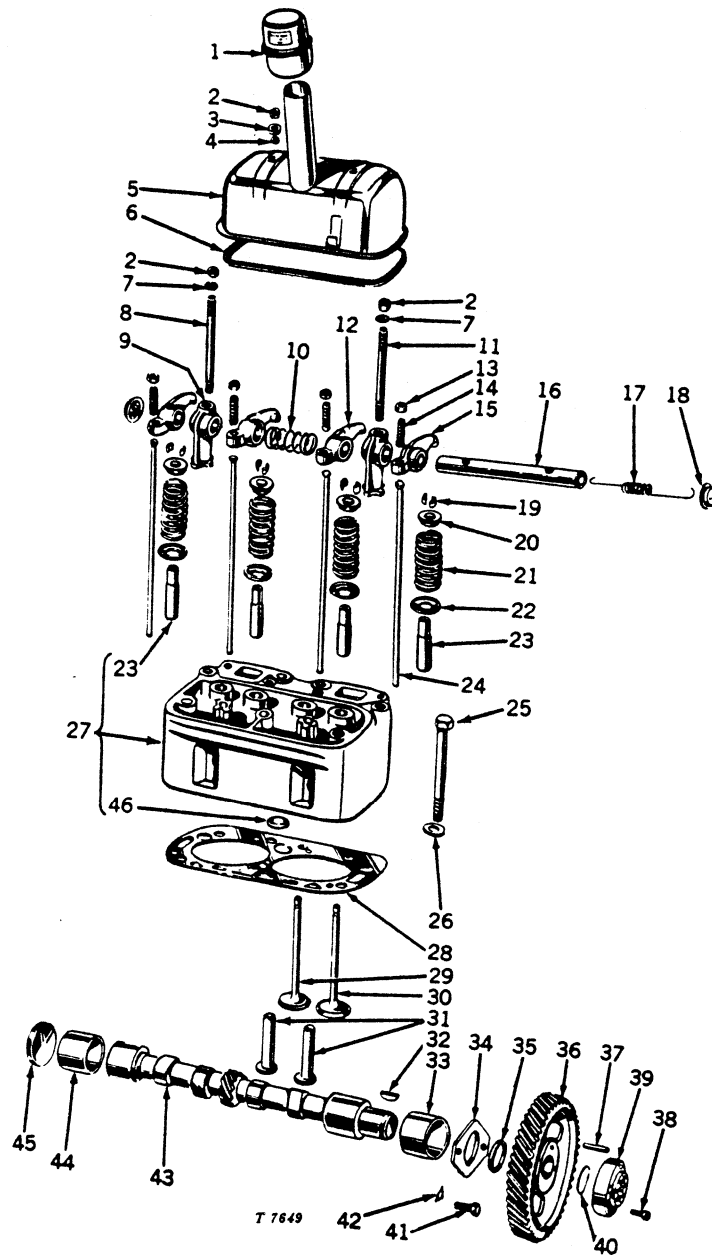
CYLINDER BLOCK ASSEMBLY



CYLINDER BLOCK ASSEMBLY -- Continued

Key	Part No.	Serial No.	Description
1	AT 10904 T	(-)	Block, cylinder (T10966T) with front and rear camshaft bushings, main bearing caps and cap screws, camshaft rear oil seal, governor rear bushing, oil filler cap and dipstick, filler neck, and pipe plugs (sub. for AM754T)
2	19H 1831 A	(-)	Screw, cap, 1/2" x 2"
3	AM 234 T	(-)	Elbow, with nut and ferrule
4	AM 753 T	(-)	Line, with nuts and ferrule
5	AM 235 T	(-)	Connector, with nut and ferrule
6	12H 301 A	(-)	Washer, lock, 1/2" (6 used)
7	14H 809 A	(-)	Nut, hex., 1/2" (2 used)
8	19H 1820 A	(-)	Screw, cap, 1/2" x 3" (2 used)
9	M 108 T	(-)	Plug, cupped
10	M 762 T	(-)	Bushing, camshaft rear (sub. for AM682T)
11	15H 275 A	(-)	Plug, pipe, 1/4", hex. ctsk. (2 used)
12	15H 566 A	(-)	Plug, pipe, 1/8", slotted (2 used) (sub. for L756T)
13	19H 1805 A	(-)	Screw, cap, 1/2" x 2-1/4" (2 used)
14	AM 292 T	(-)	Cock, drain (all-fuel engine)
15	L 4121 T	(-)	Screw, set, 1/2" x 1-1/8"
16	M 463 T	(-)	Nut, hex., special
17	30H 6 A	(-)	Plug, expansion, 9/16"
18	AM 1788 T	(-)	Pan, oil (gasoline engine) (sub. for AM755T)
	AM 2137 T	(-)	Pan, oil (all-fuel engine) (sub. for AM1641T)
19	M 98 T	(-)	Pipe, oil filter return
20	M 85 T	(-)	Gasket (packed 3 in a pkg.)
21	AM 724 T	(-)	Bearing, rear main, standard (2 halves)
	AM 725 T	(-)	Bearing, rear main, .003" undersize (2 halves)
	AM 726 T	(-)	Bearing, rear main, .005" undersize (2 halves)
22	AM 718 T	(-)	Bearing, front main, standard (2 halves)
	AM 719 T	(-)	Bearing, front main, .003" undersize (2 halves)
	AM 720 T	(-)	Bearing, front main, .005" undersize (2 halves)
23	AM 756 T	(-)	Cap, main bearing (M26T) with shims and set gauge (2 used)
24	12H 294 A	(-)	Washer, lock, 5/8" (4 used)
25	19H 1890 A	(-)	Screw, cap, 5/8" x 2-3/4" (4 used)
26	15H 585 A	(-)	Plug, pipe, 3/4", sq. hd.
27	19H 1900 A	(-)	Screw, cap, 5/16" x 3/4" (14 used)
28	12H 303 A	(-)	Washer, lock, 5/16" (14 used)
29	19H 210 A	(-)	Screw, cap, 3/8" x 7/8" (5 used)
30	12H 304 A	(-)	Washer, lock, 3/8" (5 used)
31	AM 723 T	(-32883)	Cover, front gear, with generator spacing washer (M)
	AM 902 T	(32884-)	Cover, front gear (sub. for AM931T) (M)
	AM 902 T	(-)	Cover, front gear (sub. for AM931T) (MC, MI, MT)
32	L 4128 T	(-)	Pin, dowel, short (2 used) (packed 3 in a pkg.)
33	L 4129 T	(-)	Pin, dowel, long
34	M 111 T	(-)	Gasket
35	L 4263 T	(-)	Bushing
36	L 4256 T	(-)	Washer, felt
37	AM 232 T	(-)	Gauge, bayonet oil, with felt washer
38	M 761 T	(-)	Bushing, camshaft front (sub. for AM677T)
39	12H 303 A	(-)	Washer, lock, 5/16" (3 used) (M, MC)
40	24H 1303 A	(-29188)	Washer, plain, 13/32" x 11/16" x .060", generator spacing (M)
41	M 1068 T	(-)	Gasket (M, MC)
42	M 1067 T	(-)	Cover, pump opening (sub. for AM1088T) (M, MC)
43	19H 2127 A	(-)	Screw, cap, 5/16" x 7/8" (3 used) (M, MC)
44	15H 584 A	(-45409)	Plug, pipe, 1/2", sq. hd. (M)
	15H 584 A	(-14197)	Plug, pipe, 1/2", sq. hd. (MC)
	15H 584 A	(-10465)	Plug, pipe, 1/2", sq. hd. (MI)
	15H 584 A	(-28992)	Plug, pipe, 1/2", sq. hd. (MT)
45	AT 11968 T	(-)	Cap, filler, and dipstick (used when AT10904T cylinder block has been installed)
46	T 12752 T	(-)	Neck, filler (used when AT10904T cylinder block has been installed)
47	T 12867 T	(-)	Gasket (used when AT10904T cylinder block has been installed)

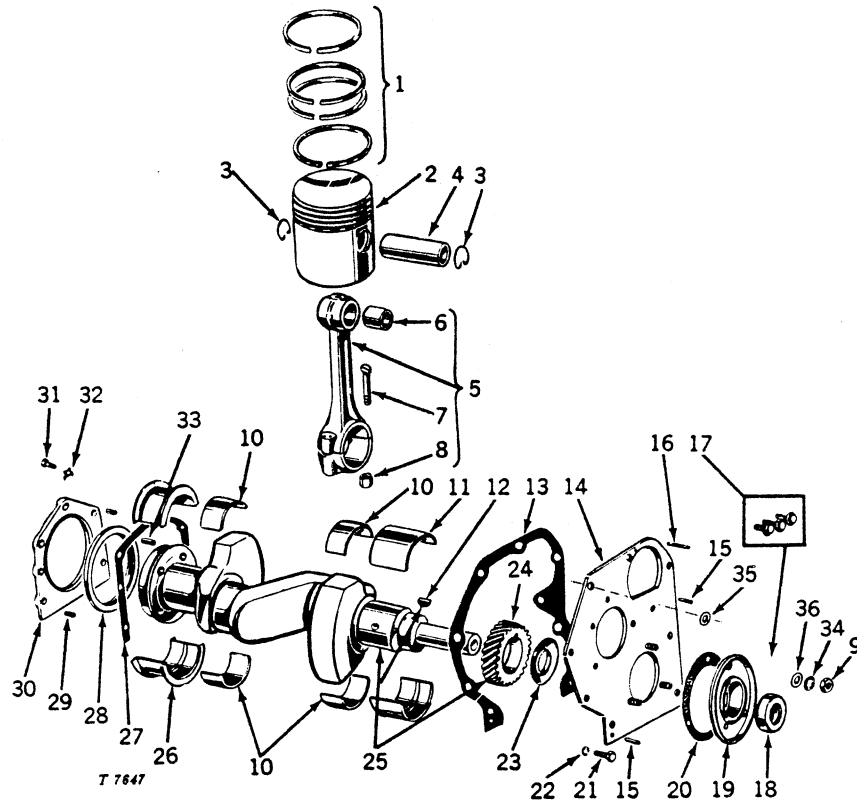
CYLINDER HEAD AND VALVE ASSEMBLY



CYLINDER HEAD AND VALVE ASSEMBLY -- Continued

Key	Part No.	Serial No.	Description
1	AM 669 T	(-)	Cap, breather
2	14H 807 A	(-)	Nut, hex. , 7/16" (4 used)
3	L 4183 T	(-)	Retainer, seal (2 used)
4	M 282 T	(-)	Seal (2 used) (packed 2 in a pkg.)
5	AM 275 T	(-)	Cover, rocker arm, with breather tube (sub. for AM670T)
6	M 230 T	(-)	Gasket (packed 5 in a pkg.)
7	24H 1219 A	(-)	Washer, plain, 7/16" x 1" x .075" (2 used)
8	M 284 T	(-)	Stud, rear
9	AM 271 T	(-)	Bracket (2 used) (sub. for AM683T)
10	M 81 T	(-)	Spring
11	M 283 T	(-)	Stud, front
12	AM 272 T	(-)	Rocker arm, intake (2 used) (sub. for AM671T)
13	14H 469 A	(-)	Nut, hex. jam, 7/16" (4 used)
14	M 74 T	(-)	Screw, adjusting (4 used)
15	AM 273 T	(-)	Rocker arm, exhaust (2 used) (sub. for AM672T)
16	M 72 T	(-)	Shaft, rocker arm
17	M 76 T	(-)	Spring
18	AM 274 T	(-)	Cap (2 used)
19	B 367 R	(-)	Lock, retainer (8 used) (packed 2 in a pkg.) (sub. for AM673T)
20	H 118 RT	(-)	Cap (4 used)
21	M 102 T	(-)	Spring, valve (4 used)
22	M 105 T	(-)	Cup (4 used)
23	M 40 T	(-)	Guide, valve (4 used)
24	M 30 T	(-)	Rod, push (gasoline engine and high altitude all-fuel engine) (4 used)
	M 1528 T	(-)	Rod, push (all-fuel engine) (4 used)
25	M 285 T	(-)	Screw, cap (7 used) (packed 5 in a pkg.)
26	M 3244 T	(-)	Washer (7 used) (packed 4 in a pkg.)
27	AM 239 T	(-)	Head, cylinder (M56T) with valve guides and exp. plug (gasoline engine) (sub. for AM674T)
	AM 2115 T	(-)	Head, cylinder (M2340T) with valve guides and exp. plug (all-fuel engine) (sub. for M1525T and AM1626T)
	AT 10200 T	(-)	Head, cylinder (M56T) with valve guides and exp. plug (high altitude gasoline engine)
	AT 10202 T	(-)	Head, cylinder (M2340T) with valve guides and exp. plug (high altitude all-fuel engine)
28	AM 240 T	(-)	Gasket, cylinder head (packed 3 in a pkg.)
29	M 100 T	(-)	Valve, intake (2 used) (sub. for AM675T) (packed 2 in a pkg.)
30	M 101 T	(-)	Valve, exhaust (2 used) (sub. for AM676T) (packed 2 in a pkg.)
31	M 3414 T	(-)	Follower, camshaft (4 used) (sub. for M27T)
32	26H 77 A	(-)	Key, Woodruff, 3/16" x 3/4"
33	M 761 T	(-)	Bushing, camshaft front (sub. for AM677T)
34	M 13 T	(-)	Plate, thrust
35	M 12 T	(-)	Washer
36	M 49 T	(-)	Gear, camshaft (sub. for AM678T)
37	M 510 T	(-)	Pin, dowel
38	M 511 T	(-)	Screw, cap, 1/4" x 3/4" (2 used)
39	M 1845 T	(-)	Coupling, pump drive (sub. for AM679T and AM837T)
40	M 22 T	(-)	Ring, snap (packed 20 in a pkg.)
41	19H 210 A	(-)	Screw, cap, 3/8" x 7/8" (2 used)
42	M 112 T	(-)	Lock, screw (2 used) (sub. for AM680T) (packed 3 in a pkg.)
43	AM 3631 T	(-)	Camshaft (sub. for M11T, M3908T, and AM681T)
44	M 762 T	(-)	Bushing, camshaft rear (sub. for AM682T)
45	M 108 T	(-)	Plug, cupped
46	M 460 T	(-)	Plug, cylinder head

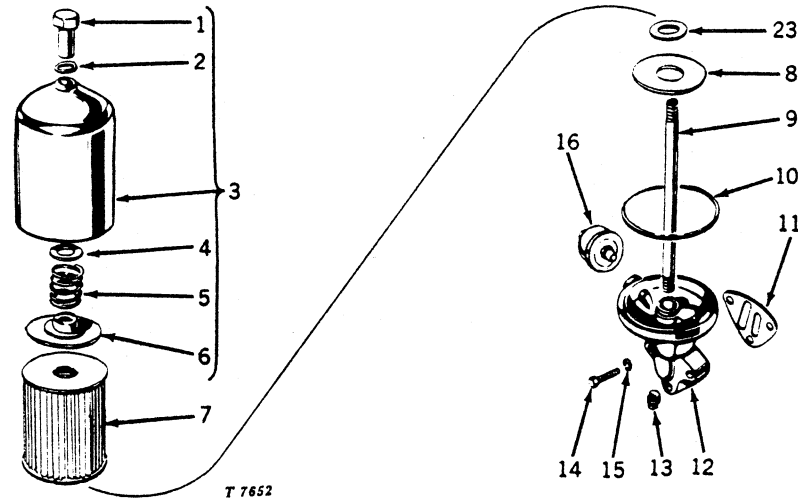
CRANKSHAFT, CONNECTING RODS, AND PISTONS



CRANKSHAFT, CONNECTING RODS, AND PISTONS -- Continued

Key	Part No.	Serial No.	Description
1	AM 708 T	(-)	Rings, piston, standard (gasoline engine) (set of 8) (1 set used) (for cast-iron piston)
	AM 709 T	(-)	Rings, piston, .020" oversize (gasoline engine) (set of 8) (1 set used) (for cast-iron piston)
	AM 710 T	(-)	Rings, piston, .040" oversize (gasoline engine) (set of 8) (1 set used) (for cast-iron piston)
	AM 1625 T	(-)	Rings, piston, standard (all-fuel engine) (set of 8) (1 set used) (for aluminum piston)
	AM 1637 T	(-)	Rings, piston, .020" oversize (all-fuel engine) (set of 8) (1 set used) (for aluminum piston)
	AM 1638 T	(-)	Rings, piston, .040" oversize (all-fuel engine) (set of 8) (1 set used) (for aluminum piston)
2	M 1837 T	(-)	Piston, standard (2 used) (sub. for AM713T and AM1624T)
	M 1838 T	(-)	Piston, .020" oversize (2 used) (sub. for AM711T and AM1635T)
	M 1839 T	(-)	Piston, .040" oversize (2 used) (sub. for AM712T and AM1636T)
3	M 67 T	(-)	Ring, snap (4 used) (packed 2 in a pkg.)
4	M 35 T	(-)	Pin, piston (packed 2 in a pkg.) (sub. for AM813T)
5	AM 225 T	(-)	Rod, connecting (M29T) with bolts, hex. nuts and pin bushing (2 used) (sub. for AM714T)
6	M 711 T	(-)	Bushing (2 used)
7	M 41 T	(-)	Bolt, special (4 used)
8	M 2576 T	(-)	Nut, hex., 7/16" (4 used) (packed 5 in a pkg.)
9	14H 785 A	(27365-)	Nut, hex., 5/16" (3 used) (M)
	14H 785 A	(-)	Nut, hex., 5/16" (3 used) (MC, MI, MT)
10	AM 715 T	(-)	Bearing, connecting rod, standard (2 halves) (2 used)
	AM 716 T	(-)	Bearing, connecting rod, .003" undersize (2 halves) (2 used)
	AM 717 T	(-)	Bearing, connecting rod, .005" undersize (2 halves) (2 used)
11	AM 718 T	(-)	Bearing, front main, standard (2 halves)
	AM 719 T	(-)	Bearing, front main, .003" undersize (2 halves)
	AM 720 T	(-)	Bearing, front main, .005" undersize (2 halves)
12	26H 77 A	(-)	Key, Woodruff, 3/16" x 3/4"
13	M 111 T	(-)	Gasket
14	AM 723 T	(-32883)	Cover, front gear, with generator spacing washer (M)
	AM 902 T	(32884-)	Cover, front gear (sub. for AM931T) (M)
	AM 902 T	(-)	Cover, front gear (sub. for AM931T) (MC, MI, MT)
15	L 4128 T	(-)	Pin, dowel (short) (2 used) (packed 3 in a pkg.)
16	L 4129 T	(-)	Pin, dowel (long)
17	L 4161 T	(-27364)	Screw, cap, 5/16" x 9/16" (3 used) (M)
18	AL 2653 T	(-)	Seal, oil, front
19	L 4115 T	(-)	Plate, front oil seal
20	L 4152 T	(-)	Gasket
21	19H 210 A	(-)	Screw, cap, 3/8" x 7/8" (5 used)
22	12H 304 A	(-)	Washer, lock, 3/8" (5 used)
23	L 768 T	(-)	Thrower, oil
24	M 16 T	(-)	Gear, crankshaft (sub. for AM722T)
25	AM 721 T	(-)	Crankshaft (M450T) with gear and dowel pin
26	AM 724 T	(-)	Bearing, rear main, standard (2 halves)
	AM 725 T	(-)	Bearing, rear main, .003" undersize (2 halves)
	AM 726 T	(-)	Bearing, rear main, .005" undersize (2 halves)
27	M 19 T	(-)	Gasket
28	AM 220 T	(-)	Seal, oil, rear (sub. for AM727T)
29	L 4126 T	(-)	Pin, dowel (2 used)
30	M 18 T	(-)	Plate, oil seal (sub. for AM728T)
31	19H 1900 A	(-)	Screw, cap, 5/16" x 3/4" (5 used)
32	L 4187 T	(-)	Lock, screw (5 used) (packed 5 in a pkg.)
33	M 17 T	(-)	Pin, dowel
34	12H 303 A	(27365-)	Washer, lock, 5/16" (3 used) (M)
	12H 303 A	(-)	Washer, lock, 5/16" (3 used) (MC, MI, MT)
35	24H 1303 A	(-29188)	Washer, plain, 13/32" x 11/16" x .060" (M)
36	L 1198 T	(27365-)	Washer (3 used) (M)
	L 1198 T	(-)	Washer (3 used) (MC, MI, MT)

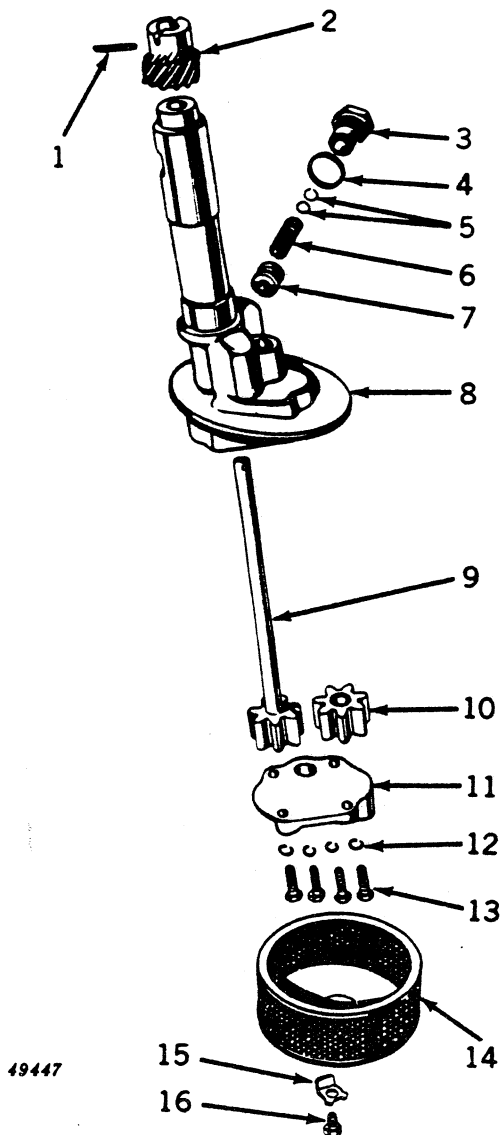
OIL FILTER ASSEMBLY



T 7652

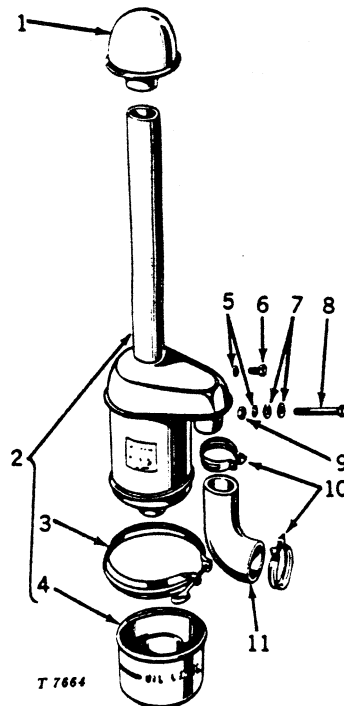
Key	Part No	Serial No.	Description
1	M 94 T	(-)	Nut
2	M 93 T	(-)	Gasket
3	AM 236 T	(-)	Case, oil filter, complete (sub. for AM738T)
4	M 91 T	(-)	Washer (packed 2 in a pkg.)
5	M 90 T	(-)	Spring
6	M 293 T	(-)	Plate, upper sealing (sub. for AM735T)
7	AH 1111 RT	(-)	Element, oil filter (pkg. of 4)
8	M 88 T	(-)	Plate, lower sealing
9	M 95 T	(-)	Stud
10	M 96 T	(-)	Gasket (packed 3 in a pkg.)
11	M 97 T	(-)	Gasket
12	M 59 T	(-)	Base (sub. for AM736T)
13	15H 604 A	(-)	Plug, pipe, 1/4", sq. hd.
14	19H 1800 A	(-)	Screw, cap, 3/8" x 1-1/2" (3 used)
15	12H 304 A	(-)	Washer, lock, 3/8" (3 used)
16	AM 284 T	(-)	Gauge, oil pressure (sub. for AM737T)

LUBRICATING OIL PUMP



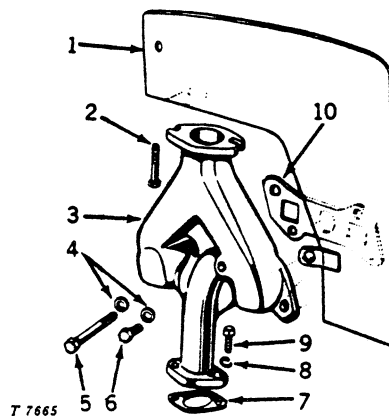
Key	Part No.	Serial No.	Description
1	25H 52 A	(-)	Pin, groov-, 5/32" x 1"
2	M 75 T	(-)	Gear, drive (sub. for AM729T)
3	L 4122 T	(-)	Plug
4	L 754 T	(-)	Gasket
5	L 4232 T	(-)	Washer (2 used) (packed 3 in a pkg.)
6	L 752 T	(-)	Spring
7	L 4233 T	(-)	Piston, pressure regulating
8	AM 730 T	(-)	Body (M38T) with idler shaft
9	AM 229 T	(-)	Shaft, drive, with gear (sub. for AM731T)
10	M 73 T	(-)	Gear, idler (sub. for AM732T)
11	M 39 T	(-)	Cover (sub. for AM733T)
12	12H 302 A	(-)	Washer, lock, 1/4" (4 used)
13	19H 1914 A	(-)	Screw, cap, 1/4" x 1" (4 used)
14	AM 230 T	(-)	Strainer (sub. for AM734T)
15	M 80 T	(-)	Lock, screw
16	19H 2020 A	(-)	Screw, cap, 5/16" x 1/2"
..	AM 228 T	(-)	Oil pump assembly (sub. for AM739T)

AIR CLEANER



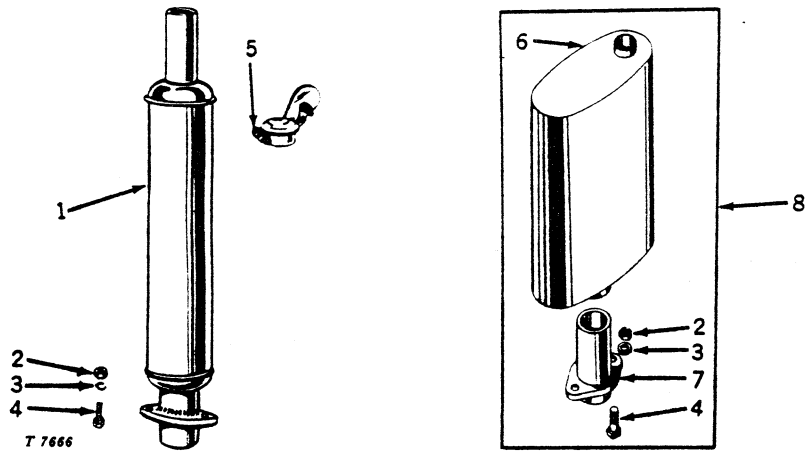
Key	Part No.	Serial No.	Description
1	AM 371 T	(-)	Cap (sub. for AM467T)
2	AM 464 T	(-)	Sub. one AT10831T, one M3058T and one 19H1900A
	AT 10831 T	(-)	Air cleaner assembly (sub. for AM3527T)
3	AB 1629 R	(-)	Clamp (sub. for AM466T)
4	AM 468 T	(-)	Cup, oil (sub. for AM465T)
5	12H 304 A	(-)	Washer, lock, 3/8" (2 used)
6	19H 1936 A	(-)	Screw, cap, 3/8" x 3/4"
7	M 413 T	(-)	Washer, special (2 used)
8	19H 2023 A	(-)	Screw, cap, 3/8" x 3-1/4"
9	14H 812 A	(-)	Nut, hex., 3/8"
10	AR 21840 R	(-)	Clamp (2 used) (sub. for M2392T, M2393T, AM369T, and AM370T)
11	M 412 T	(-)	Hose

EXHAUST MANIFOLD



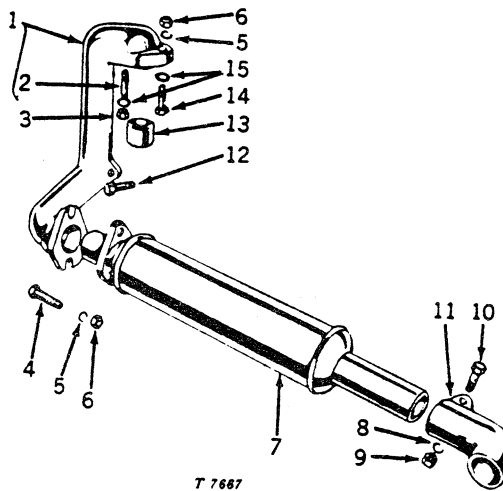
Key	Part No.	Serial No.	Description
1	AM 315 T	(-)	Baffle, heat
2	19H 1740 A	(-)	Screw, cap, 7/16" x 1-3/4" (2 used)
3	M 408 T	(-)	Manifold, gasoline (sub. for AM626T)
	M 1526 T	(-)	Manifold, all-fuel (sub. for AM1627T)
4	L 853 T	(-)	Washer, special (4 used)
5	19H 2058 A	(-)	Screw, cap, 7/16" x 3-3/4"
6	19H 1821 A	(-)	Screw, cap, 7/16" x 1-1/4" (3 used)
7	M 410 T	(-)	Gasket
8	12H 304 A	(-)	Washer, lock, 3/8" (2 used)
9	19H 1731 A	(-)	Screw, cap, 3/8" x 1" (2 used)
10	M 1861 T	(-)	Gasket (sub. for M409T) (packed 3 in a pkg.)

MUFFLER



Key	Part No.	Serial No.	Description
1	AM 364 T	(-)	Muffler, vertical, with mounting flange (sub. for AM625T)
2	14H 813 A	(-)	Nut, hex., 7/16" (2 used)
3	12H 293 A	(-)	Washer, lock, 7/16" (2 used)
4	19H 1740 A	(-)	Screw, cap, 7/16" x 1-3/4" (2 used)
5	AT 10610 T	(-)	WEATHER CAP ATTACHMENT
6	AM 2219 T	(-)	Muffler, reduced noise level
7	AM 2220 T	(-)	Pipe, exhaust
8	AM 2218 T	(-)	MUFFLER ATTACHMENT, REDUCED NOISE LEVEL

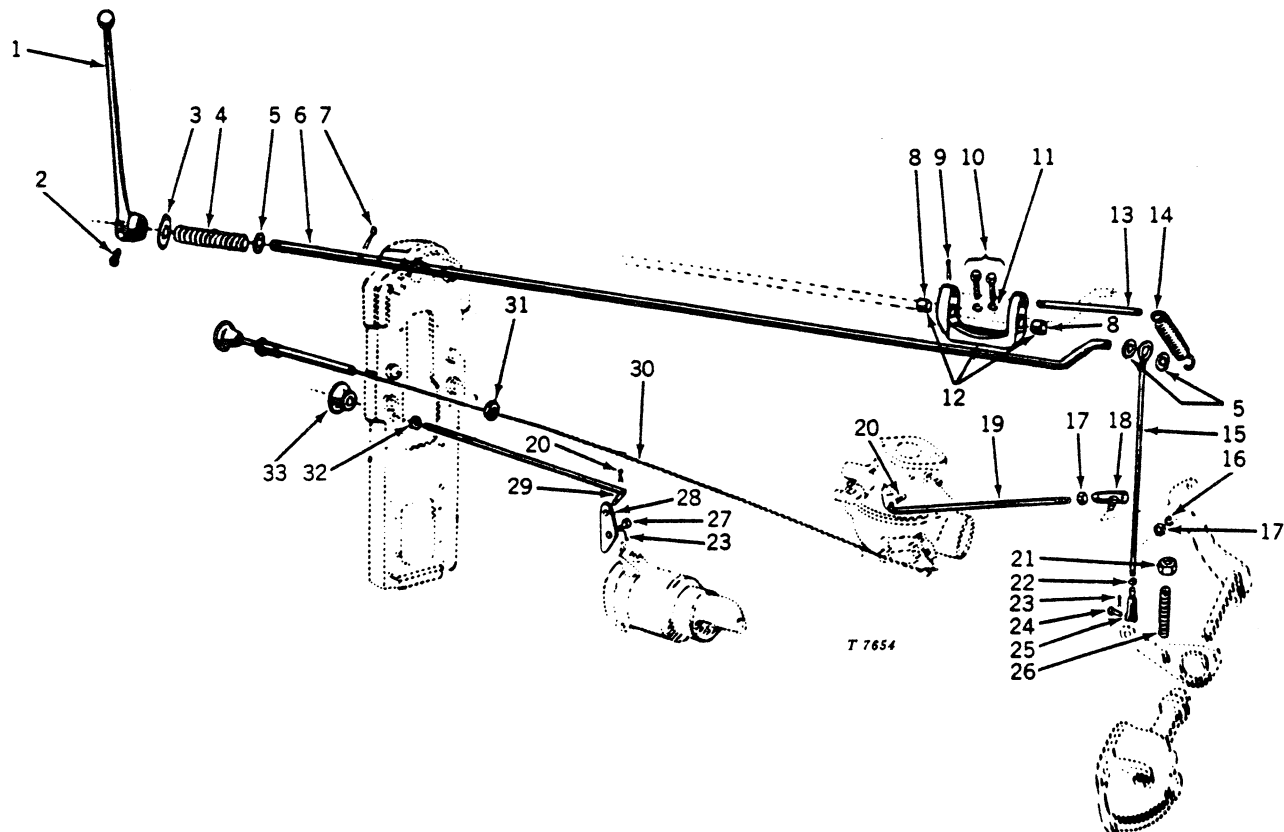
EXHAUST PIPE ATTACHMENT
Model M and MC



Key	Part No.	Serial No.	Description
1	AM 2835 T	(-)	Pipe, exhaust (M3030T), with stud (sub. for M1195T and AM1213T)
2	M 1202 T	(-)	Stud
3	L 852 T	(-)	Nut, special, 7/16" (packed 5 in a pkg.)
4	19H 1740 A	(-)	Screw, cap, 7/16" x 1-3/4" (2 used)
5	12H 293 A	(-)	Washer, lock, 7/16" (3 used)
6	14H 813 A	(-)	Nut, hex., 7/16" (3 used)
7	AM 364 T	(-)	Muffler, with mounting flange (sub. for AM625T)
8	12H 303 A	(-)	Washer, lock, 5/16"
9	14H 785 A	(-)	Nut, hex., 5/16"
10	19H 1789 A	(-)	Screw, cap, 5/16" x 1-3/8"
11	M 1196 T	(-)	Deflector, exhaust (sub. for AM1214T)
12	19H 2055 A	(-)	Screw, cap, 7/16" x 2-1/4"
13	M 1201 T	(-)	Sleeve
14	19H 1899 A	(-)	Screw, cap, 7/16" x 2"
15	L 853 T	(-)	Washer, special (2 used)
..	AM 2833 T	(-)	EXHAUST PIPE ATTACHMENT, LESS MUFFLER (SUB. FOR AM1196T)

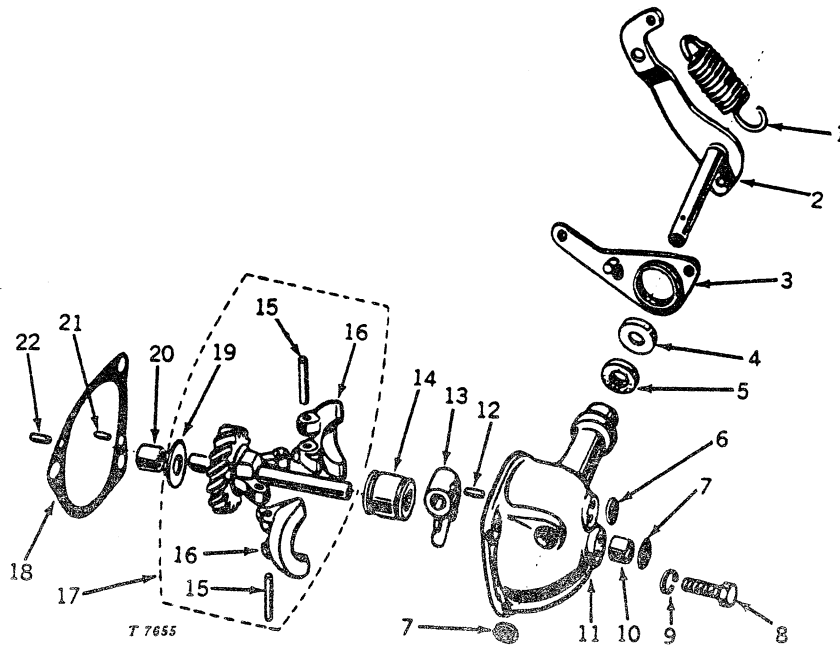
Capital letters indicate an attachment. Attachments must be listed on separate order from repair parts.

THROTTLE, CHOKE, AND STARTER CONTROLS



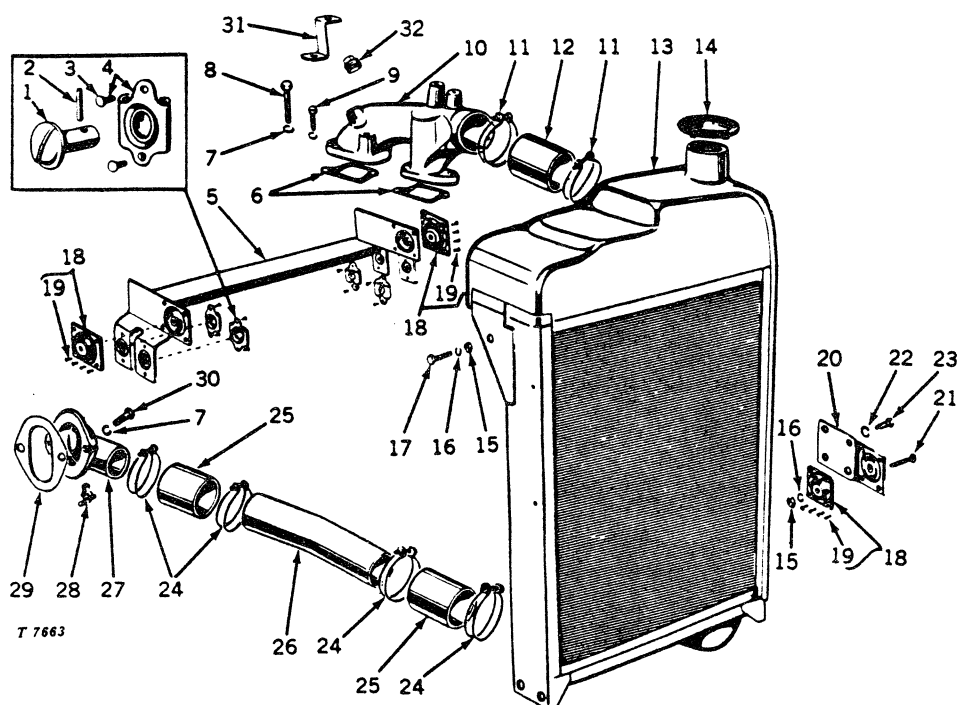
Key	Part No.	Serial No.	Description
1	H 281 R	(-)	Lever, speed control (M, MI, MT)
	M 1063 T	(-)	Lever, speed control (sub. for AM1041T) (MC)
2	22H 42 A	(-)	Screw, set, 5/16" x 3/4"
3	24H 1191 A	(-)	Washer, plain, 1/2" x 1-1/2" x .105"
4	C 1438 R	(-)	Spring
5	24H 1325 A	(-)	Washer, plain, 15/32" x 59/64" x .060" (3 used)
6	M 281 T	(-)	Rod, governor control
7	11H 211 A	(-)	Pin, cotter, 1/8" x 3/4"
8	L 4266 T	(-)	Bushing (2 used)
9	11H 236 A	(-)	Pin, cotter, 1/8" x 1"
10	19H 2127 A	(-)	Screw, cap, 5/16" x 7/8" (2 used)
11	12H 303 A	(-)	Washer, lock, 5/16" (2 used)
12	T 10906 T	(-)	Bracket (sub. for M1061T and AM492T)
13	M 280 T	(-)	Anchor, spring
14	L 4197 T	(-)	Spring (packed 3 in a pkg.)
15	M 278 T	(-)	Rod, governor control, connecting
16	12H 302 A	(-)	Washer, lock, 1/4"
17	14H 860 A	(-)	Nut, hex., 1/4" (2 used)
18	AL 2096 T	(-)	Joint, ball
19	M 277 T	(-)	Rod, connecting, governor to carburetor
20	11H 233 A	(-)	Pin, cotter, 3/32" x 1/2" (2 used)
21	14H 611 A	(-)	Nut, hex. jam, 5/16"
22	14H 631 A	(-)	Nut, hex., No. 10
23	11H 231 A	(-)	Pin, cotter, 1/16" x 1" (2 used)
24	L 985 T	(-)	Pin (packed 2 in a pkg.)
25	L 987 T	(-)	Yoke
26	22H 684 A	(-)	Screw, set, 5/16" x 1-3/4"
27	1880254	(-)	Pin (furnished by J. D. W. T. W.)
28	M 379 T	(-)	Lever, starter
29	M 380 T	(-)	Rod, starter control
30	AM 1799 T	(-)	Control, choke (sub. for AM742T)
31	14H 774 A	(-)	Nut, hex. jam, 3/8"
32	M 302 T	(-)	Grommet, rubber
33	M 2544 T	(-)	Knob (sub. for AM346T)

GOVERNOR



Key	Part No.	Serial No.	Description
1	L 4197 T	(-)	Spring (packed 3 in a pkg.)
2	AM 3451 T	(-)	Lever and shaft assembly (sub. for AM609T)
3	AM 295 T	(-)	Lever, governor
4	L 4183 T	(-)	Retainer, seal
5	L 4176 T	(-)	Seal
6	3OH 9 A	(-)	Plug, expansion, 3/4"
7	3OH 7 A	(-)	Plug, expansion, 5/8" (2 used)
8	19H 1732 A	(-)	Screw, cap, 3/8" x 1-1/4" (3 used)
9	12H 304 A	(-)	Washer, lock, 3/8" (3 used)
10	L 4265 T	(-)	Bushing, front
11	AM 1792 T	(-)	Case, governor (M50T), with bushing and front expansion plug (sub. for AM491T)
12	25H 50 A	(-)	Pin, groov-, 5/32" x 3/4"
13	L 4158 T	(-)	Fork
14	AL 2691 T	(-)	Bearing, thrust, with bushings
15	L 4188 T	(-)	Pin (2 used) (packed 2 in a pkg.)
16	M 275 T	(-)	Weight, governor (2 used) (packed 2 in a pkg.) (sub. for AM743T)
17	AM 297 T	(-)	Shaft, governor, with weight carriers (M273T), thrust washer, gear, and weights (sub. for AM745T)
18	M 276 T	(-)	Gasket (packed 2 in a pkg.)
19	L 4177 T	(-)	Washer, thrust (packed 3 in a pkg.)
20	L 4266 T	(-)	Bushing, rear
21	L 4128 T	(-)	Pin, dowel, short (packed 3 in a pkg.)
22	L 4129 T	(-)	Pin, dowel, long
..	AM 3577 T	(-)	Case, governor, with lever assembly (sub. for AM744T and AT182T)

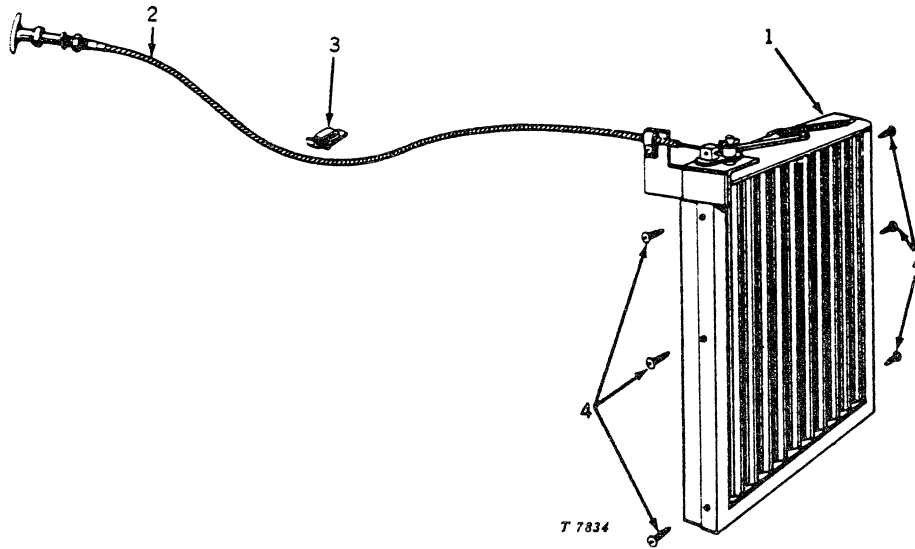
RADIATOR AND WATER MANIFOLDS



T 7663

Key	Part No.	Serial No.	Description
1	M 315 T	(-)	Stud, fastener, short, rigid type (9 used) (packed 2 in a pkg.)
	M 322 T	(-)	Stud, fastener, long, floating type (2 used) (packed 2 in a pkg.)
2	M 316 T	(-)	Cross pin, stud (12 used) (packed 2 in a pkg.)
3	16H 87 A	(-)	Rivet, 1/8" x 1/4" (22 used)
4	AM 635 T	(-)	Receptacle, rigid, with rivets (9 used)
	AM 636 T	(-)	Receptacle, floating, with rivets (3 used)
5	AM 2852 T	(-)	Support, upper radiator, with cushions and receptacles (sub. for AM637T)
6	M 262 T	(-)	Gasket (2 used) (packed 2 in a pkg.)
7	12H 304 A	(-)	Washer, lock, 3/8" (6 used)
8	19H 1944 A	(-)	Screw, cap, 3/8" x 2-3/4"
9	19H 1731 A	(-)	Screw, cap, 3/8" x 1" (3 used, gasoline engine) (2 used, all-fuel engine)
	19H 1139 A	(-)	Screw, cap, 3/8" x 1-1/8" (all-fuel engine) (1 used)
10	AM 638 T	(-)	Manifold, (M1520T) water outlet, with pipe plug (sub. for M261T)
11	AR 21840 R	(-)	Clamp (2 used) (sub. for AL20103T)
12	M 263 T	(-)	Hose, upper
13	AM 1771 T	(-)	Radiator (sub. for AM639T)
14	AL 2275 T	(-)	Cap, radiator
15	14H 786 A	(-)	Nut, hex., 1/4" (4 used)
16	12H 302 A	(-)	Washer, lock, 1/4" (4 used)
17	19H 1791 A	(-)	Screw, cap, 1/4" x 1-1/4" (2 used)
18	AM 640 T	(-)	Cushion, radiator, with rivets (4 used)
19	16H 173 A	(-)	Rivet, 5/32" x 3/8" (16 used)
20	AM 298 T	(-)	Bracket, radiator, lower, with cushion (2 used)
21	19H 37 A	(-)	Screw, cap, 1/4" x 1-1/2" (2 used)
22	12H 303 A	(-)	Washer, lock, 5/16" (4 used)
23	19H 1900 A	(-)	Screw, cap, 5/16" x 3/4" (4 used)
24	AR 21840 R	(-)	Clamp (4 used) (sub. for AL20104T)
25	L 4576 T	(-)	Hose, lower (2 used)
26	M 265 T	(-)	Tube
27	M 2946 T	(-)	Elbow (sub. for M63T and AM641T)
28	AM 292 T	(-)	Cock, drain
29	M 264 T	(-)	Gasket
30	19H 1732 A	(-)	Screw, cap, 3/8" x 1-1/4" (2 used)
31	M 1527 T	(-)	Bracket, front, starting tank (all-fuel engine)
32	15H 584 A	(45410-	Plug, pipe, 1/2", sq. hd. (M)
	15H 584 A	(14198-	Plug, pipe, 1/2", sq. hd. (MC)
	15H 584 A	(10466-	Plug, pipe, 1/2", sq. hd. (MI)
	15H 584 A	(28993-	Plug, pipe, 1/2", sq. hd. (MT)

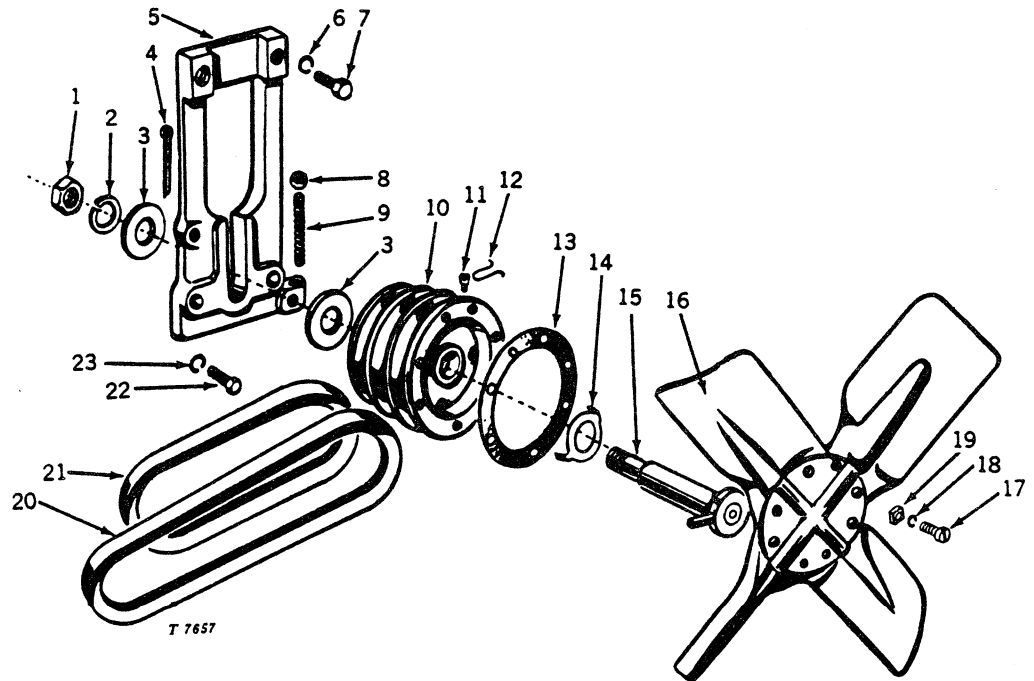
RADIATOR SHUTTER ASSEMBLY



Key	Part No.	Serial No.	Description
1	AM 2059 T	(-)	Shutter assembly, radiator (sub. for AM1419T)
2	AM 2058 T	(-)	Control (sub. for AM1420T)
3	M 633 T	(-)	Clip
4	M 1093 T	(-)	Screw, No. 10 x 5/8" (6 used)
..	AM 2059 T	(-)	RADIATOR SHUTTER ATTACHMENT (SUB. FOR AM1415T)

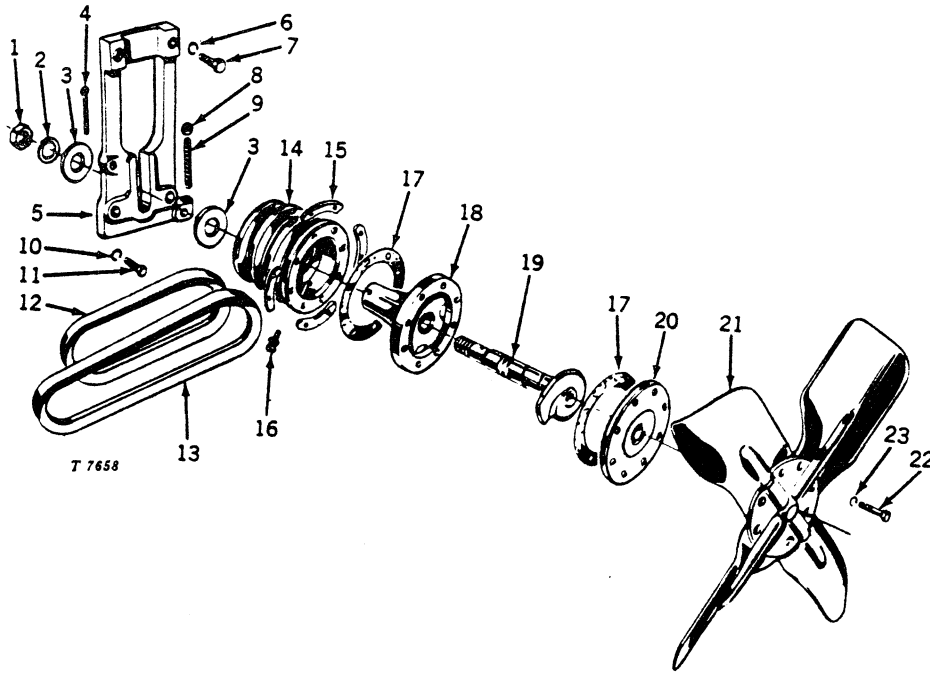
Capital letters indicate an attachment. Attachments must be listed on separate order from repair parts.

COOLING FAN ASSEMBLY
Model M (Serial No. -27364)



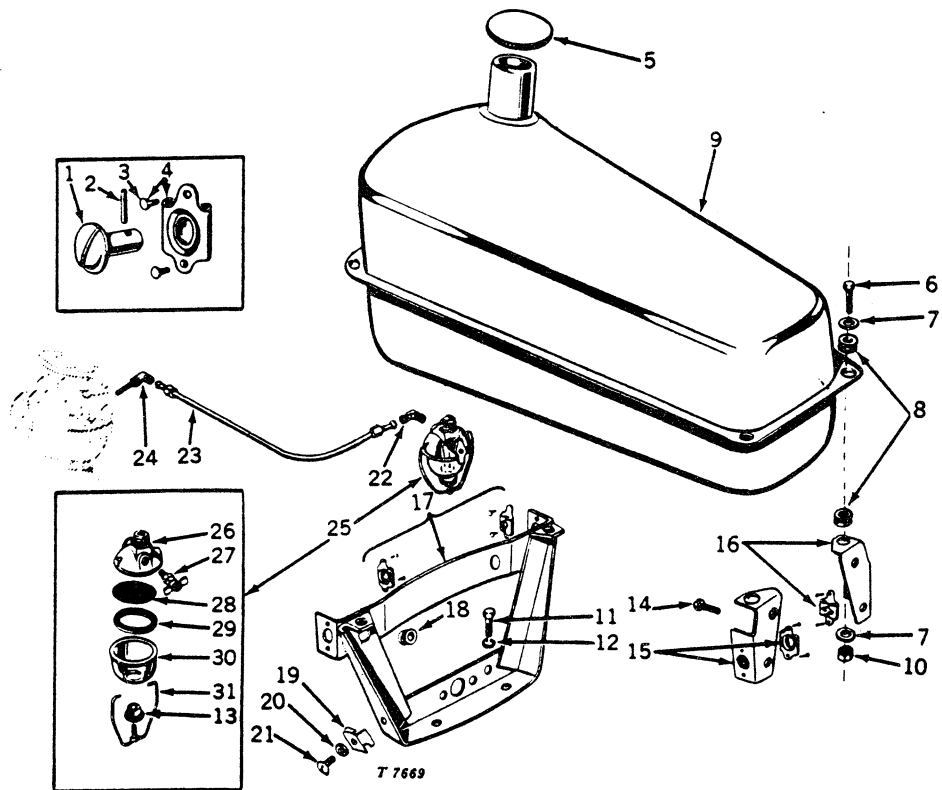
Key	Part No.	Serial No.	Description
1	14H 866 A	(-27364)	Nut, hex. jam, 5/8"
2	12H 294 A	(-27364)	Washer, lock, 5/8"
3	L 1147 T	(-27364)	Washer (2 used)
4	11H 239 A	(-27364)	Pin, cotter, 5/32" x 1"
5	M 60 T	(-27364)	Bracket, fan (sub. for AM627T)
6	12H 304 A	(-27364)	Washer, lock, 3/8" (2 used)
7	19H 1731 A	(-27364)	Screw, cap, 3/8" x 1" (2 used)
8	14H 611 A	(-27364)	Nut, hex. jam, 5/16"
9	22H 684 A	(-27364)	Screw, set, 5/16" x 1-3/4"
10	AL 2862 T	(-27364)	Hub, fan
11	L 4368 T	(-27364)	Plug, filler
12	L 4366 T	(-27364)	Lock, wire
13	L 4367 T	(-27364)	Gasket
14	L 4785 T	(-27364)	Washer (bronze) thrust (sub. for L908T)
15	AM 825 T	(-27364)	Spindle and thrust nut assembly (sub. for AM628T)
16	AL 20108 T	(-27364)	Blade assembly
17	21H 982 A	(-27364)	Screw, mach., No. 10 x 1/2" (8 used)
18	12H 246 A	(-27364)	Washer, lock, No. 10 (8 used)
19	14H 631 A	(-27364)	Nut, sq., No. 10 (8 used)
20	M 266 T	(-27364)	Belt, fan drive (sub. for AM631T)
21	L 4201 T	(-27364)	Belt, generator drive
22	19H 1740 A	(-27364)	Screw, cap, 7/16" x 1-3/4" (2 used)
23	12H 293 A	(-27364)	Washer, lock, 7/16" (2 used)
..	AM 293 T	(-27364)	Fan assembly, complete (sub. for AM632T)

COOLING FAN ASSEMBLY
 Model M (Serial No. 27365-)
 Model MC, MI, MT (Serial No. 10001-)



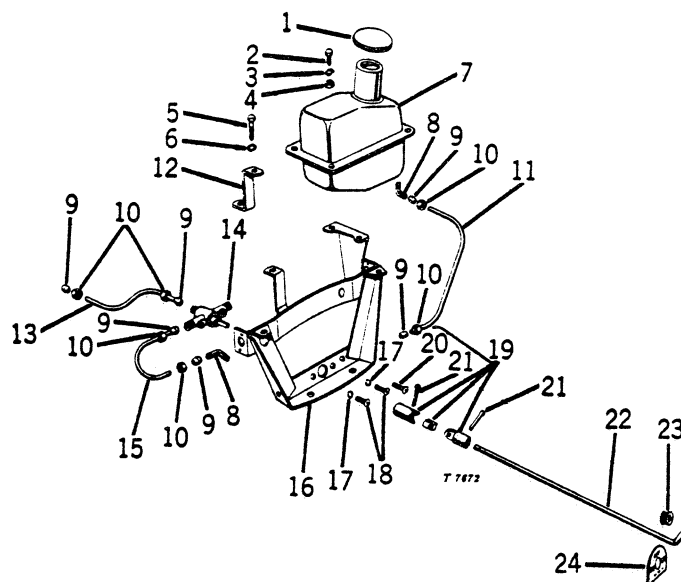
Key	Part No.	Serial No.	Description
1	14H 866 A	(-)	Nut, hex. jam, 5/8"
2	12H 294 A	(-)	Washer, lock, 5/8"
3	M 976 T	(-)	Washer (2 used)
4	11H 236 A	(-)	Pin, cotter, 1/8" x 1"
5	M 60 T	(-)	Bracket, fan (sub. for AM627T)
6	12H 304 A	(-)	Washer, lock, 3/8" (2 used)
7	19H 1731 A	(-)	Screw, cap, 3/8" x 1" (2 used)
8	14H 611 A	(-)	Nut, hex. jam, 5/16"
9	22H 684 A	(-)	Screw, set, 5/16" x 1-3/4"
10	12H 293 A	(-)	Washer, lock, 7/16" (2 used)
11	19H 1740 A	(-)	Screw, cap, 7/16" x 1-3/4" (2 used)
12	L 4201 T	(-)	Belt, generator drive
13	M 266 T	(-)	Belt, fan drive (sub. for AM631T)
14	AM 918 T	(-)	Hub, fan (sub. for AM1008T)
15	L 715 T	(-)	Nut, double (4 used)
16	AL 20119 T	(-)	Plug, oil filler, with gasket
17	L 716 T	(-)	Gasket (2 used)
18	M 970 T	(-)	Bearing, fan (sub. for AM1009T)
19	AM 919 T	(-)	Spindle and impeller assembly (sub. for AM1010T)
20	M 972 T	(-)	Spacer
21	AM 920 T	(-)	Blade assembly (sub. for AM1011T)
22	L 1081 T	(-)	Screw, No. 12 x 1-1/16" (8 used)
23	12H 316 A	(-)	Washer, lock, No. 12 (8 used) (sub. for A3011R)
..	AM 839 T	(-)	Fan assembly (sub. for AM1007T)

FUEL TANK AND FUEL FILTER



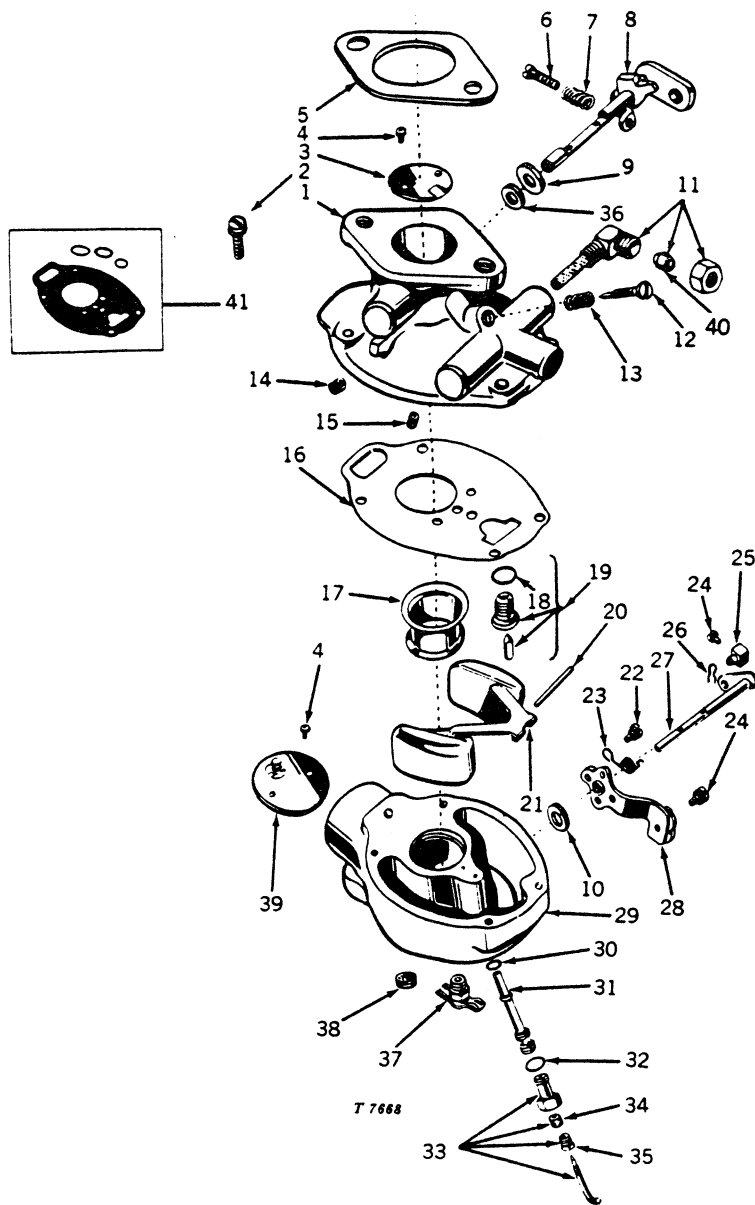
Key	Part No.	Serial No.	Description
1	M 315 T	(-)	Stud, fastener, short, rigid type (9 used) (packed 2 in a pkg.)
	M 322 T	(-)	Stud, fastener, long, floating type (2 used) (packed 2 in a pkg.)
2	M 316 T	(-)	Cross pin, stud (12 used) (packed 2 in a pkg.)
3	16H 87 A	(-)	Rivet, 1/8" x 1/4" (22 used)
4	AM 636 T	(-)	Receptacle, with rivets, floating (3 used)
	AM 635 T	(-)	Receptacle, with rivets, rigid (9 used)
5	AM 3892 T	(-)	Cap, fuel (sub. for AM2307T)
	T 16055 T	(-)	Gasket, filler cap
6	19H 1849 A	(-)	Screw, cap, 5/16" x 1-1/4" (4 used)
7	L 1183 T	(-)	Washer (8 used)
8	M 305 T	(-)	Grommet, rubber (8 used)
9	AM 1818 T	(-)	Tank, fuel (sub. for AM702T)
10	M 376 T	(-)	Nut, self locking, 5/16" (4 used)
11	19H 1731 A	(-)	Screw, cap, 3/8" x 1" (2 used)
12	12H 304 A	(-)	Washer, lock, 3/8" (2 used)
13	AL 2119 T	(-)	Nut, thumb, with clamp
14	M 377 T	(-)	Screw, 5/16" x 7/8" (4 used)
15	AM 310 T	(-)	Bracket, left, rear, with receptacle (sub. for AM703T)
16	AM 311 T	(-)	Bracket, right, rear, with receptacle (sub. for AM704T)
17	AM 307 T	(-)	Support, front, with receptacles (gasoline engine) (sub. for AM705T)
18	M 595 T	(-)	Grommet
19	M 411 T	(-)	Clip
20	12H 302 A	(-)	Washer, lock, 1/4"
21	L 1199 T	(-)	Screw, 1/4" x 3/4"
22	AL 2730 T	(-)	Elbow assembly
23	AM 707 T	(-)	Line, fuel, with ferrules
24	67-523	(-)	Strainer and elbow assembly (sub. for AM815T)
	L 587 T	(-)	Ferrule (2 used)
25	AM 3100 T	(-)	Filter, fuel (sub. for AM706T)
26	M 727 T	(-)	Body
27	AL 2117 T	(-)	Valve, shut-off
28	L 885 T	(-)	Screen
29	L 886 T	(-)	Gasket (packed 10 in a pkg.)
30	M 3340 T	(-)	Bowl (sub. for AL884T)
31	AL 2118 T	(-)	Clamp, with stud

ALL-FUEL ATTACHMENT



Key	Part No.	Serial No.	Description
1	AL 2275 T	(-)	Cap, fuel
2	19H 1813 A	(-)	Screw, cap, 5/16" x 5/8" (4 used)
3	12H 303 A	(-)	Washer, lock, 5/16" (4 used)
4	14H 785 A	(-)	Nut, hex., 5/16" (4 used)
5	19H 1139 A	(-)	Screw, cap, 3/8" x 1-1/8"
6	12H 304 A	(-)	Washer, lock, 3/8"
7	AM 1619 T	(-)	Starting tank assembly (sub. for AM1628T)
8	AL 2730 T	(-)	Elbow assembly (2 used)
9	L 587 T	(-)	Ferrule (6 used)
10	L 588 T	(-)	Nut (6 used) (packed 5 in a pkg.)
11	AM 1631 T	(-)	Line, fuel, with ferrules, three-way valve to starting tank
12	M 1527 T	(-)	Bracket, front
13	AM 1630 T	(-)	Line, fuel, with ferrules, carburetor to three-way valve
14	AM 1621 T	(-)	Valve, three-way, with ferrules, nuts, and yoke assembly (includes one key 19) (sub. for AM1629T)
15	AM 1632 T	(-)	Line, fuel, with ferrules, three-way valve to fuel filter
16	AM 1618 T	(-)	Support, front, with receptacles
17	12H 302 A	(-)	Washer, lock, 1/4" (2 used)
18	21H 1018 A	(-)	Screw, mach., 1/4" x 3/8" (2 used)
19	AM 1642 T	(-)	Yoke assembly
20	21H 1066 A	(-)	Screw, mach., No. 6 x 1/2"
21	11H 211 A	(-)	Pin, cotter, 1/8" x 3/4" (2 used)
22	M 1535 T	(-)	Rod, control
23	M 1536 T	(-)	Grommet
24	M 1541 T	(-)	Decalcomania, three-way valve

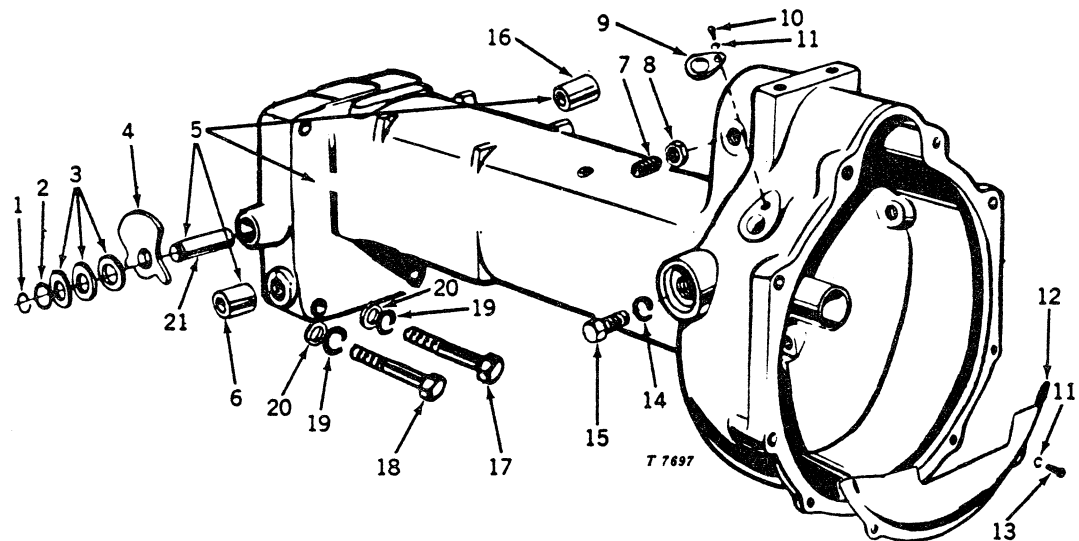
CARBURETOR (GASOLINE AND ALL-FUEL)



CARBURETOR (GASOLINE AND ALL-FUEL) -- Continued

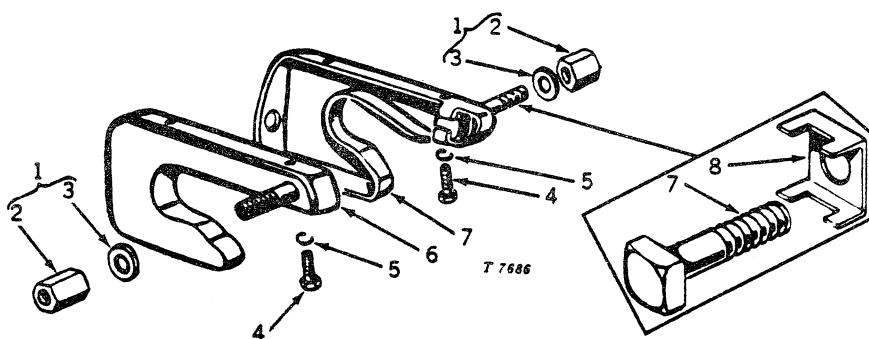
Key	Part No.	Serial No.	Description
1	227-1060	(-)	Body assembly (gasoline) (sub. for AM816T)
	227-1257	(-)	Body assembly (all-fuel)
2	15-A85	(-)	Screw, with lock washer, No. 12 x 3/4" (4 used)
3	14-213	(-)	Fly, throttle
4	15-483†*	(-)	Screw, with lock washer, No. 6 x 1/4" (4 used)
5	M 410 T	(-)	Gasket
6	21H 977 A	(-)	Screw, mach., No. 8 x 3/4"
7	R 10104 R†	(-)	Spring (sub. for 24-262)
8	13-831†*	(-)	Shaft, throttle
9	55-261†*	(-)	Retainer (packed 2 in a pkg.)
10	44-38†*	(-)	Packing, choke shaft (packed 5 in a pkg.)
11	67-523	(-)	Elbow and strainer assembly (sub. for AM815T)
12	43-33†*	(-)	Needle, idle adjusting
13	24-340†*	(-)	Spring
14	49-285†*	(-)	Jet, idle
15	49-218†	(-)	Jet, economizer (gasoline)
	49-145*	(-)	Jet, economizer (all-fuel)
16	16-A41	(-)	Gasket (packed 5 in a pkg.)
17	46-A11	(-)	Venturi
18	(-)	Sub. 16-654 gasket set
19	233-543†*	(-)	Float, valve, seat, and gasket assembly
20	R 10211 R†*	(-)	Shaft, float (sub. for 32-16)
21	30-739	(-)	Float and lever assembly (sub. for 30-631)
22	21H 996 A	(-)	Screw, mach., No. 8 x 3/8" (sub. for AR10303R and 15-A93)
	12H 290 A	(-)	Washer, lock, No. 8
23	24-A3†*	(-)	Spring, choke return
24	21H 971 A	(-)	Screw, mach., No. 8 x 5/16" (3 used)
25	28-49	(-)	Swivel, choke
26	R 10185 R	(-)	Cotter, hair pin (sub. for 82-16)
27	26-666	(-)	Shaft, choke (includes keys 24, 25, 26)
28	29-538	(-)	Bracket, choke (includes key 22)
29	10-2991	(-)	Bowl (sub. for AM814T)
30	(-)	Sub. 16-654 gasket set
31	47-288	(-)	Nozzle, main (gasoline)
	47-380	(-)	Nozzle, main (all-fuel)
32	(-)	Sub. 16-654 gasket set
33	43-613	(-)	Needle, main adjusting, seat, packing, and packing retainer assembly (gasoline)
	43-658	(-)	Needle, main adjusting, seat, packing, and packing retainer assembly (all-fuel)
34	44-51†	(-)	Packing
35	55-285	(-)	Retainer
36	44-27†*	(-)	Packing, throttle shaft
37	87-3	(-)	Cock, drain
38	95-78	(-)	Strainer, drain
39	27-540	(-)	Fly, choke
40	L 587 T	(-)	Ferrule, fuel line (2 used)
41	16-654†*	(-)	Gasket set, carburetor
..	286-765	(-)	Repair kit for gasoline carburetor, includes all part nos. followed by a dagger (†)
..	286-969	(-)	Repair kit for all-fuel carburetor, includes all part nos. followed by an asterisk (*)
..	AM 366 T	(-)	Carburetor, complete (gasoline engine) (sub. for AM771T)
..	AM 1613 T	(-)	Carburetor, complete (all-fuel engine) (sub. for AM1639T)

CENTER FRAME ASSEMBLY



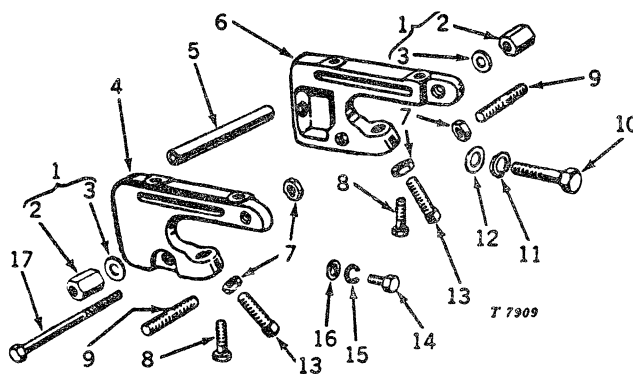
Key	Part No.	Serial No.	Description
1	L 357 T	(-)	Ring, snap
2	L 308 T	(-)	Washer, special
3	M 292 T	(-)	Spacer (1 used) (M, MI, MT)
	M 292 T	(-)	Spacer (3 used) (MC)
4	M 223 T	(-)	Lock, brake (2 used) (M, MI, MT)
	M 223 T	(-)	Lock, brake (1 used) (MC)
5	AM 270 T	(-)	Frame, center (M61T), with clutch throw-out bearing carrier sleeve, brake lock pin, and bushings (sub. for AM689T)
6	M 218 T	(-)	Bushing
7	L 4168 T	(-)	Screw, set, special, 5/8" x 1-1/2"
8	14H 821 A	(-)	Nut, hex. jam, 5/8"
9	L 689 T	(-)	Cover, timing hole
10	21H 1144 A	(-)	Screw, mach., 1/4" x 1/2"
11	12H 302 A	(-)	Washer, lock, 1/4" (3 used)
12	M 28 T	(-)	Cover, dust
13	19H 1227 A	(-)	Screw, cap, 1/4" x 1/2" (2 used)
14	12H 236 A	(-)	Washer, lock, 3/4" (2 used)
15	19H 1760 A	(-)	Screw, cap, 3/4" x 2" (2 used) (M, MC, MT)
	19H 1715 A	(-)	Screw, cap, 3/4" x 3" (2 used) (MI)
16	M 219 T	(-)	Bushing
17	19H 2124 A	(-45151)	Screw, cap, 5/8" x 4-1/4", left side (M)
	19H 2133 A	(45152-)	Screw, cap, 5/8" x 4-1/2", left side (M)
	19H 2124 A	(-)	Screw, cap, 5/8" x 4-1/4", left side (MC)
	19H 1926 A	(-10597)	Screw, cap, 5/8" x 4-3/4", left side (MI)
	19H 1650 A	(10598-)	Screw, cap, 5/8" x 5-1/4", left side (MI)
	19H 2124 A	(-29702)	Screw, cap, 5/8" x 4-1/4", left side (MT)
	19H 2133 A	(29703-)	Screw, cap, 5/8" x 4-1/2", left side (MT)
18	19H 2124 A	(-)	Screw, cap, 5/8" x 4-1/4", right side (M, MC, MT)
	19H 1650 A	(-)	Screw, cap, 5/8" x 5-1/4", right side (MI)
19	12H 294 A	(-)	Washer, lock, 5/8" (2 used)
20	M 495 T	(-)	Washer, special (8 used) (MI)
21	M 220 T	(-)	Pin

IMPLEMENT ATTACHING BRACKETS
 Model M (Serial No. -45151)
 Model MT (Serial No. -29702)



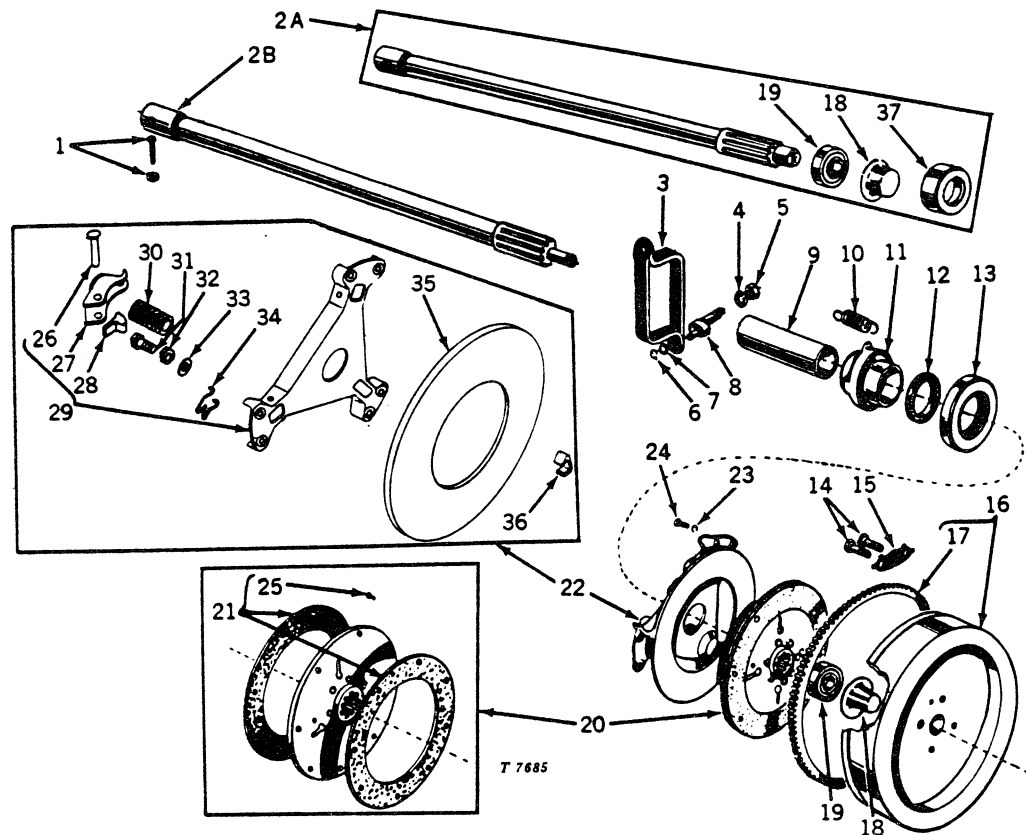
Key	Part No.	Serial No.	Description
1	AM 692 T	(-)	Sub. one AA4963R and one M1554T
2	AA 4963 R	(-)	Nut, special (2 used)
3	M 1554 T	(-)	Washer (2 used)
4	19H 1822 A	(-20795)	Screw, cap, 7/16" x 1" (5 used) (M)
	19H 1899 A	(20796-)	Screw, cap, 7/16" x 2" (4 used) (M)
	19H 1899 A	(-)	Screw, cap, 7/16" x 2" (4 used) (MT)
5	12H 293 A	(-)	Washer, lock, 7/16" (4 used)
6	AM 691 T	(-)	Bracket, right, implement, with cap screws
	AM 690 T	(-)	Bracket, left, implement, with cap screws
7	8H 2474 A	(-)	Bolt, sq. hd., 5/8" x 2-1/2" (2 used)
8	M 405 T	(-20795)	Retainer (M)
	M 405 T	(-)	Retainer (MT)

IMPLEMENT ATTACHING BRACKETS
 Model M (Serial No. 45152-)
 Model MT (Serial No. 29703-)



Key	Part No.	Serial No.	Description
1	AM 692 T	(-48622)	Sub. one AA4963R and one M1554T (M)
	AM 692 T	(-33215)	Sub. one AA4963R and one M1554T (MT)
2	AA 4963 R	(48623-)	Nut, special (2 used) (M)
	AA 4963 R	(33216-)	Nut, special (2 used) (MT)
3	M 1554 T	(48623-)	Washer, special (2 used) (M)
	M 1554 T	(33216-)	Washer, special (2 used) (MT)
4	M 1397 T	(-)	Bracket, right, implement (sub. for AM1390T)
5	M 1399 T	(-)	Spacer
6	M 1398 T	(-)	Bracket, left, implement (sub. for AM1391T)
7	14H 821 A	(-)	Nut, hex. jam, 5/8" (4 used)
8	19H 1899 A	(-)	Screw, cap, 7/16" x 2" (4 used)
9	M 1400 T	(-)	Stud (2 used)
10	19H 2133 A	(-)	Screw, cap, 5/8" x 4-1/2"
11	12H 294 A	(-)	Washer, lock, 5/8" (2 used)
12	24H 1375 A	(-)	Washer, plain, 11/16" x 1-1/8" x .060"
13	22H 255 A	(-)	Screw, set, 5/8" x 2-1/2" (2 used)
14	19H 1822 A	(-)	Screw, cap, 7/16" x 1"
15	12H 293 A	(-)	Washer, lock, 7/16"
16	24H 1325 A	(-)	Washer, plain, 15/32" x 59/64" x .060"
17	8H 3497 A	(-)	Bolt, cge., 1/2" x 6-1/2"

CLUTCH, PROPELLER SHAFT AND FLYWHEEL

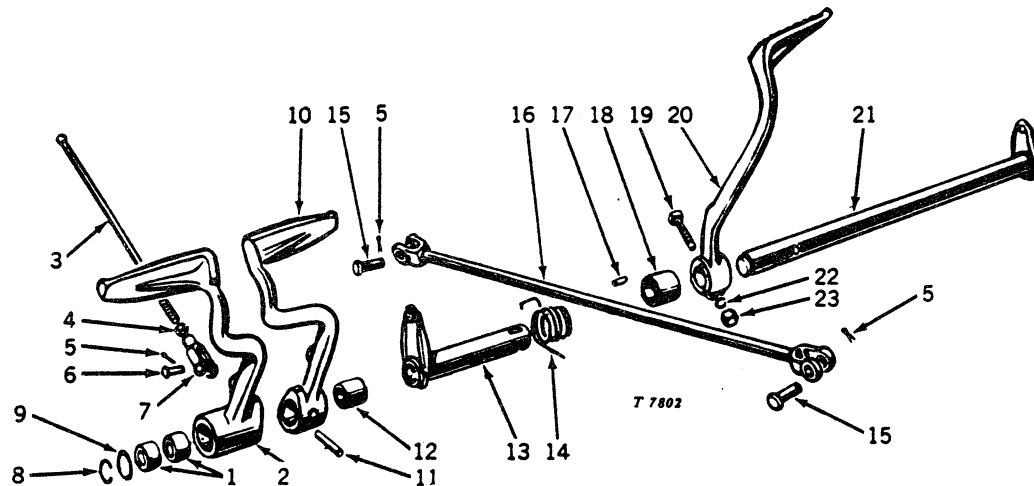


Key	Part No.	Serial No.	Description
1	AM 1513 T	(-)	Pin and washer
2A	AM 1596 T	(-44474)	Propeller shaft assembly, with clutch pilot bearing, pilot bearing adapter, and grease retainer (sub. for AM642T) (M)
	AM 1596 T	(-13906)	Propeller shaft assembly, with clutch pilot bearing, pilot bearing adapter, and grease retainer (sub. for AM642T) (MC)
	AM 1596 T	(-10390)	Propeller shaft assembly, with clutch pilot bearing, pilot bearing adapter, and grease retainer (sub. for AM642T) (MI)
	AM 1596 T	(-27912)	Propeller shaft assembly, with clutch pilot bearing, pilot bearing adapter, and grease retainer (sub. for AM642T) (MT)
2B	AM 2675 T	(44475-)	Propeller shaft assembly (sub. for AM1595T) (M)
	AM 2675 T	(13907-)	Propeller shaft assembly (sub. for AM1595T) (MC)
	AM 2675 T	(10391-)	Propeller shaft assembly (sub. for AM1595T) (MI)
	AM 2675 T	(27913-)	Propeller shaft assembly (sub. for AM1595T) (MT)
3	M 1842 T	(-)	Yoke, clutch throw-out (sub. for AM643T)
4	12H 301 A	(-)	Washer, lock, 1/2"
5	14H 809 A	(-)	Nut, hex., 1/2"
6	M 331 T	(-)	Ring, snap (packed 2 in a pkg.)
7	L 853 T	(-)	Washer
8	AM 320 T	(-)	Cam
9	M 217 T	(-)	Sleeve, bearing carrier (sub. for AM644T)
10	M 226 T	(-)	Spring, return
11	M 57 T	(-)	Carrier (sub. for AM645T)
12	M 225 T	(-)	Washer, felt
13	AL 2116 T	(-)	Bearing, throw-out
14	19H 1262 A	(-)	Screw, cap, 1/2" x 1-3/8" (sub. for M464T) (4 used)
15	M 23 T	(-)	Lock, screw (2 used) (sub. for AM646T) (packed 2 in a pkg.)

CLUTCH, PROPELLER SHAFT AND FLYWHEEL -- Continued

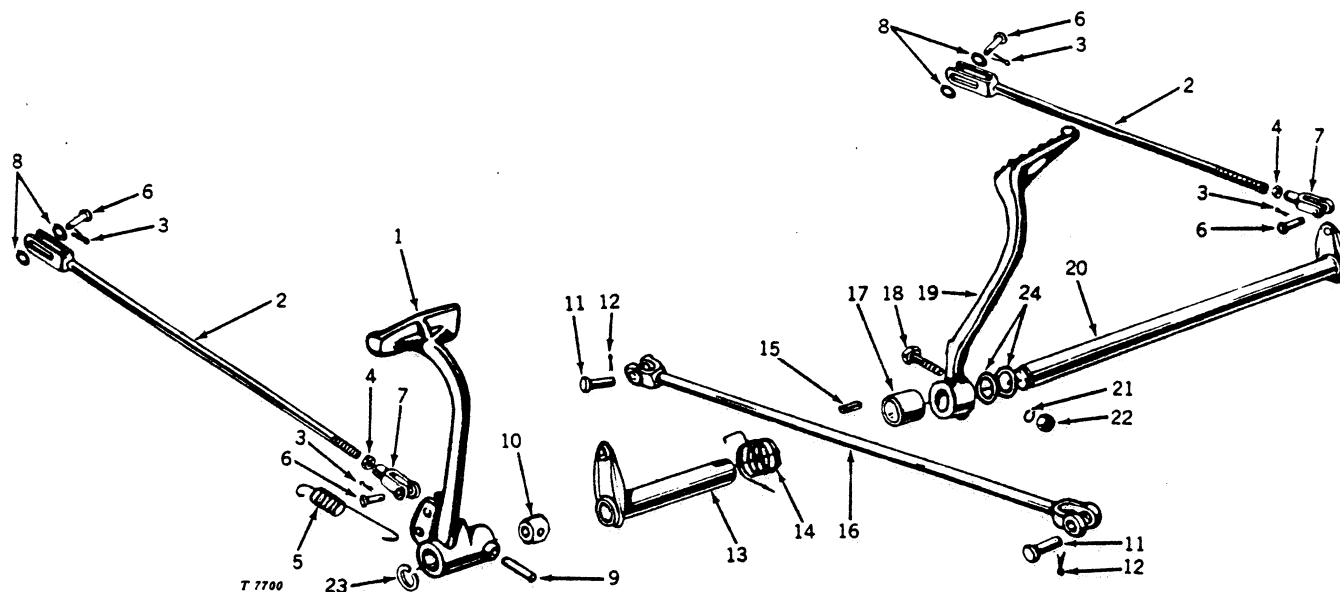
Key	Part No.	Serial No.	Description
16	AM 647 T	(-44474)	Sub. one AM1592T and one AM1596T (M)
	AM 647 T	(-13906)	Sub. one AM1592T and one AM1596T (MC)
	AM 647 T	(-10390)	Sub. one AM1592T and one AM1596T (MI)
	AM 647 T	(-27912)	Sub. one AM1592T and one AM1596T (MT)
	AM 1592 T	(44475-)	Flywheel (M1510T), with ring gear (sub. for AM1594T) (M)
	AM 1592 T	(13907-)	Flywheel (M1510T), with ring gear (sub. for AM1594T) (MC)
	AM 1592 T	(10391-)	Flywheel (M1510T), with ring gear (sub. for AM1594T) (MI)
17	M 21 T	(-)	Gear, ring (sub. for AM648T)
	M 1511 T	(44475-)	Retainer, grease (M)
18	M 1511 T	(13907-)	Retainer, grease (MC)
	M 1511 T	(10391-)	Retainer, grease (MI)
	M 1511 T	(27913-)	Retainer, grease (MT)
	AM 1597 T	(-44474)	Bushing, pilot, and grease retainer (sub. for L611T) (M)
19	AM 1597 T	(-13906)	Bushing, pilot, and grease retainer (sub. for L611T) (MC)
	AM 1597 T	(-10390)	Bushing, pilot, and grease retainer (sub. for L611T) (MI)
	AM 1597 T	(-27912)	Bushing, pilot, and grease retainer (sub. for L611T) (MT)
	JD 8511 T	(44475-)	Bearing, ball (M)
	JD 8511 T	(13907-)	Bearing, ball (MC)
	JD 8511 T	(10391-)	Bearing, ball (MI)
	JD 8511 T	(27913-)	Bearing, ball (MT)
20	AM 3183 T	(-)	Disk, driven, with facings (sub. for AM649T)
21	AM 3184 T	(-)	Facings, with rivets (1 set used) (sub. for AM651T)
22	AM 227 T	(-)	Plate, pressure (sub. for AM650T)
23	12H 303 A	(-)	Washer, lock, 5/16" (6 used)
24	L 372 T	(-)	Screw, cap, special (6 used)
25	L 4043 T	(-)	Rivet (16 used) (packed 20 in a pkg.)
26	T 11700 T	(-)	Pin, pivot (3 used) (packed 3 in a pkg.)
27	T 11701 T	(-)	Lever, clutch (3 used) (packed 3 in a pkg.)
28	T 11702 T	(-)	Spring, cushion (3 used) (packed 3 in a pkg.)
29	AT 11353 T	(-)	Bracket and lever service kdt
30	T 11694 T	(-)	Spring, pressure (3 used) (packed 3 in a pkg.)
31	T 11695 T	(-)	Screw, adjusting (3 used)
32	14H 463 A	(-)	Nut, hex. jam, 5/16" (3 used)
33	T 11697 T	(-)	Washer, adjusting screw (3 used)
34	T 11696 T	(-)	Spring, pressure plate return (3 used) (packed 3 in a pkg.)
35	T 11698 T	(-)	Plate, pressure
36	T 11699 T	(-)	Clip, clutch installation tool (3 used) (used to install replacement parts under key 22) (packed 3 in a pkg.)
37	M 1513 T	(-44474)	Adapter (M)
	M 1513 T	(-13906)	Adapter (MC)
	M 1513 T	(-10390)	Adapter (MI)
	M 1513 T	(-27912)	Adapter (MT)

CLUTCH AND BRAKE PEDAL ASSEMBLY
Model M, MI, and MT



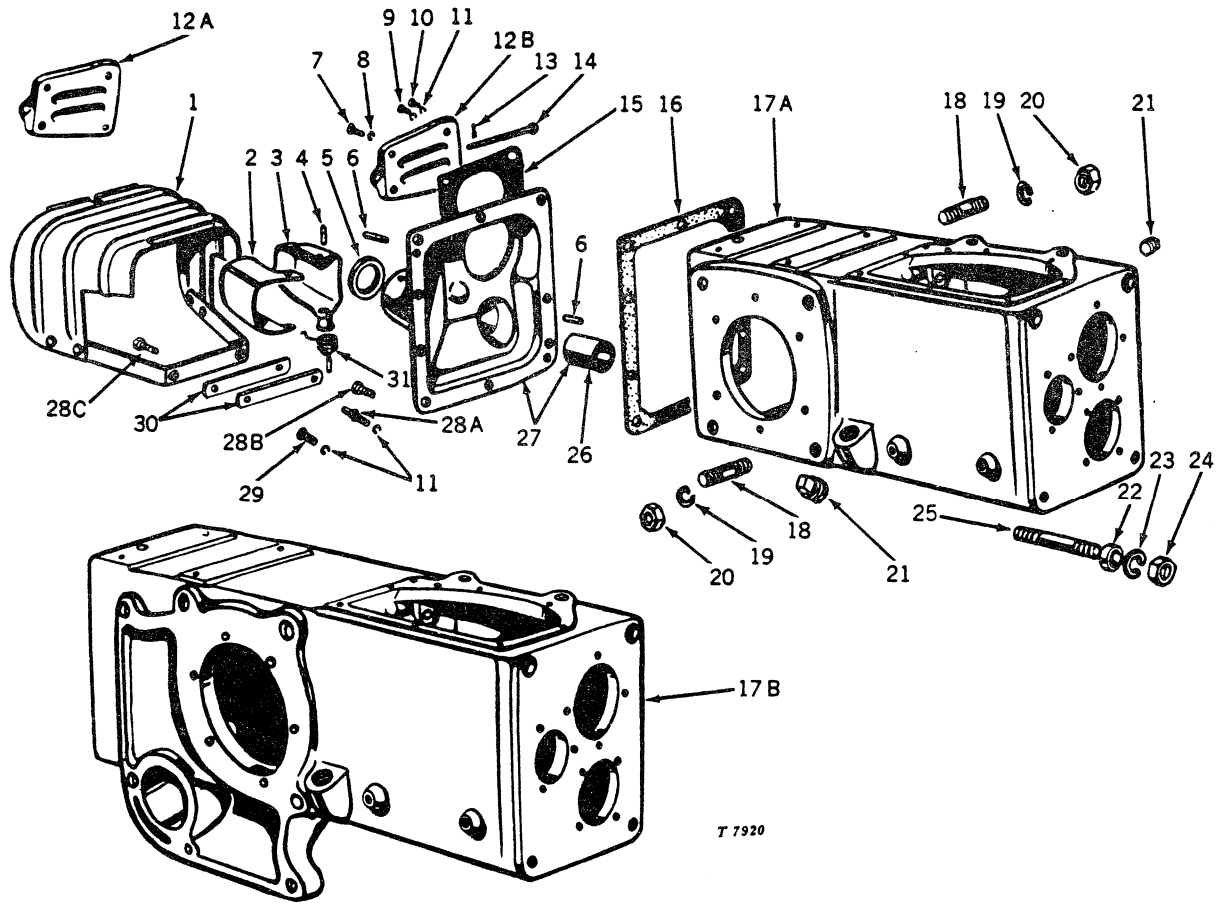
Key	Part No.	Serial No.	Description
1	M 224 T	(-)	Bushing (2 used)
2	AM 334 T	(-)	Pedal, brake, right (M221T), with bushings (sub. for AM684T) (M, MI)
	AM 912 T	(-)	Pedal, brake, right (M954T), with bushings (sub. for AM962T) (MT)
3	M 7 T	(-)	Rod, brake (2 used) (M, MI)
	M 953 T	(-)	Rod, brake (2 used) (MT)
4	14H 463 A	(-)	Nut, hex., 5/16" (2 used)
5	11H 206 A	(-)	Pin, cotter, 3/32" x 3/4" (4 used)
6	L 307 T	(-)	Pin (2 used)
7	L 299 T	(-)	Yoke (2 used)
8	L 357 T	(-)	Ring, snap
9	L 308 T	(-)	Washer
10	M 955 T	(-)	Pedal, brake, left (sub. for AM685T)
11	25H 125 A	(-)	Pin, groov-, 5/16" x 1-3/4"
12	M 218 T	(-)	Bushing, brake shaft
13	AM 322 T	(-)	Shaft, clutch (sub. for AM686T)
14	M 335 T	(-)	Spring, return
15	L 364 T	(-)	Pin (2 used)
16	AM 321 T	(-)	Rod, clutch control
17	M 788 T	(-)	Key, special
18	M 219 T	(-)	Bushing
19	19H 1801 A	(-)	Screw, cap, 3/8" x 2"
20	M 336 T	(-)	Pedal, clutch (sub. for AM687T) (M, MI)
	M 862 T	(-)	Pedal, clutch (sub. for AM949T) (MT)
21	AM 317 T	(-)	Shaft, brake pedal (sub. for AM688T) (M, MI)
	AM 858 T	(-)	Shaft, brake pedal (sub. for AM961T) (MT)
22	12H 304 A	(-)	Washer, lock, 3/8"
23	14H 812 A	(-)	Nut, hex., 3/8"

CLUTCH AND BRAKE PEDAL ASSEMBLY
Model MC



Key	Part No.	Serial No.	Description
1	M 850 T	(-)	Pedal, brake (sub. for AM979T)
2	AM 859 T	(-)	Rod, brake (2 used)
3	11H 233 A	(-)	Pin, cotter, 3/32" x 1/2" (4 used)
4	14H 463 A	(-)	Nut, hex., 5/16" (2 used)
5	L 4223 T	(-)	Spring, return
6	L 307 T	(-)	Pin (4 used)
7	L 299 T	(-)	Yoke, adjustable (2 used)
8	L 1198 T	(-)	Washer (4 used)
9	25H 125 A	(-)	Pin, groov-, 5/16" x 1-3/4"
10	M 218 T	(-)	Bushing
11	L 364 T	(-)	Pin (2 used)
12	11H 206 A	(-)	Pin, cotter, 3/32" x 3/4" (2 used)
13	AM 322 T	(-)	Shaft, clutch control (sub. for AM686T)
14	M 335 T	(-)	Spring, return
15	M 788 T	(-)	Key, Woodruff, special
16	AM 321 T	(-)	Rod, clutch control
17	M 219 T	(-)	Bushing
18	19H 1801 A	(-)	Screw, cap, 3/8" x 2"
19	M 862 T	(-)	Pedal, clutch (sub. for AM949T)
20	AM 858 T	(-)	Shaft, brake pedal (sub. for AM961T)
21	12H 304 A	(-)	Washer, lock, 3/8"
22	14H 812 A	(-)	Nut, hex., 3/8"
23	L 357 T	(-)	Ring, snap
24	L 308 T	(-)	Washer (2 used)

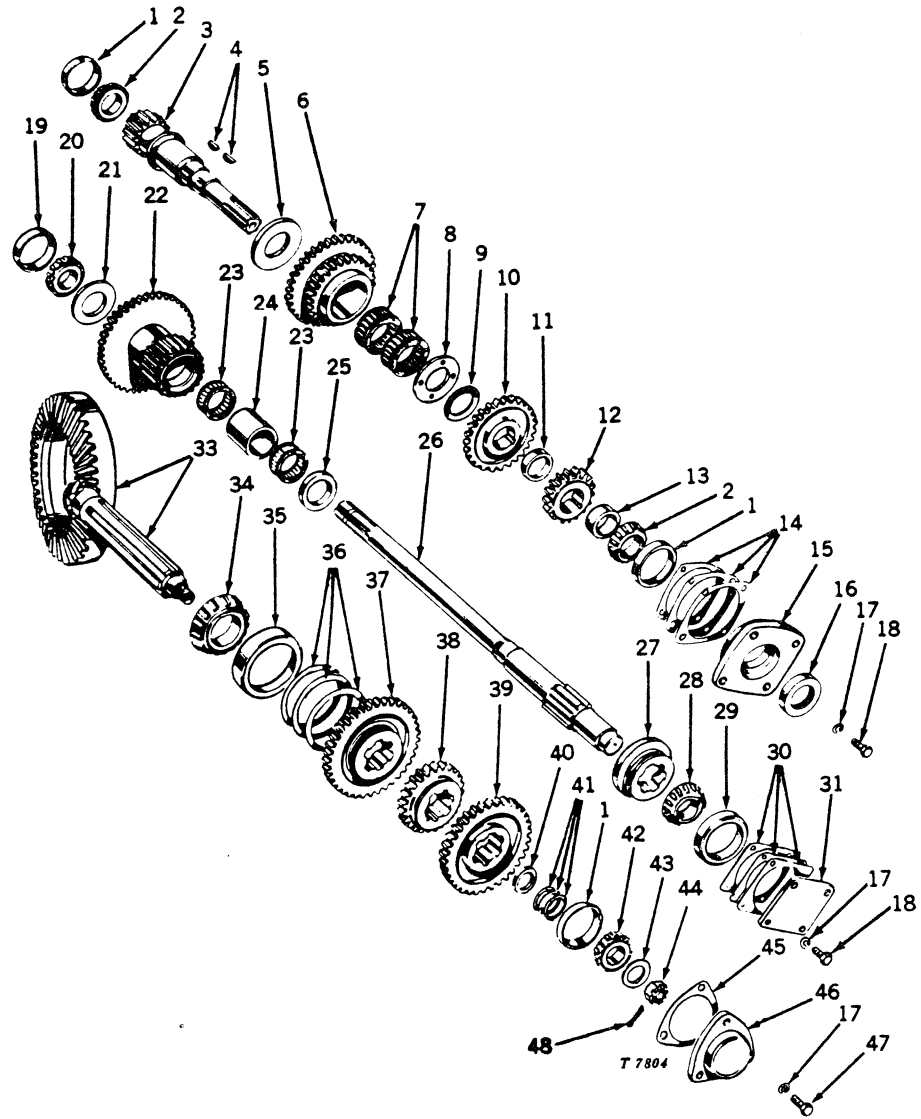
TRANSMISSION HOUSING AND REAR COVER



TRANSMISSION HOUSING AND REAR COVER -- Continued

Key	Part No.	Serial No.	Description
1	AM 214 T	(-)	Shield, power shaft (sub. for AM600T) (used when belt pulley is not installed) (M, MC, MI)
	AM 599 T	(-)	Shield, power shaft (sub. for AM924T) (used when belt pulley is not installed) (MT)
	AM 277 T	(-)	Shield, power shaft (sub. for AM617T) (used when belt pulley is installed) (M, MC)
	AM 1020 T	(-)	Shield, power shaft (sub. for AM1067T) (used when belt pulley is installed) (MT)
2	M 171 T	(-)	Guard, flipper (sub. for AM601T)
3	AM 254 T	(-)	Guard, flipper, with spring and stud (sub. for AM602T)
4	25H 1021 A	(-)	Pin, groov-, 5/16" x 5/8" (4 used)
5	AM 253 T	(-)	Seal, oil
6	L 4126 T	(-)	Pin, dowel (2 used)
7	19H 1792 A	(-)	Screw, cap, 1/2" x 1" (2 used) (M, MC, MT)
	19H 1815 A	(-)	Screw, cap, 1/2" x 1-1/4" (2 used) (MI)
8	12H 301 A	(-)	Washer, lock, 1/2" (2 used)
9	19H 210 A	(-)	Screw, cap, 3/8" x 7/8", upper (M, MC, MT)
	19H 1800 A	(-)	Screw, cap, 3/8" x 1-1/2", upper (MI)
10	19H 210 A	(-)	Screw, cap, 3/8" x 7/8", lower (M, MC, MT)
	19H 1139 A	(-)	Screw, cap, 3/8" x 1-1/8", lower (MI)
11	12H 304 A	(-)	Washer, lock, 3/8" (11 used)
12A	M 344 T	(-)	Cover, pulley hole (sub. for AM603T) (M, MC, MT)
12B	M 1227 T	(-)	Cover, pulley hole (sub. for AM1265T) (MI)
13	11H 206 A	(-)	Pin, cotter, 3/32" x 3/4"
14	M 346 T	(-)	Pin
15	M 175 T	(-)	Gasket
16	T 12840 T	(-)	Gasket (sub. for M174T)
17A	AM 2237 T	(-)	Case, transmission (M2075T), with pulley shifter shaft bushings and cap (sub. for M65T, M1226T, AM604T, and AM1266T) (M, MC, MI)
17B	AM 1852 T	(-)	Case, transmission (M2030T), with pulley shifter shaft bushings and cap (sub. for M866T and AM947T) (MT)
18	M 3210 T	(-)	Stud (8 used) (sub. for M113T) (M, MC, MI)
19	12H 294 A	(-)	Washer, lock, 5/8" (8 used) (M, MC, MI)
20	14H 760 A	(-)	Nut, hex., 5/8" (8 used) (M, MC, MI)
21	15H 585 A	(-)	Plug, pipe, 3/4", sq. hd. (2 used)
22	M 14 T	(-)	Dowel, hollow (2 used)
23	12H 294 A	(-)	Washer, lock, 5/8" (2 used)
24	14H 760 A	(-)	Nut, hex., 5/8" (2 used)
25	M 3209 T	(-)	Stud (2 used) (sub. for M114T)
26	M 170 T	(-)	Bushing, power shaft (sub. for AM605T)
27	AM 489 T	(-)	Cover, rear, (M45T) with bushing (sub. for AM500T)
28A	M 345 T	(-)	Screw, cap, special (2 used) (M, MC, MT)
	M 345 T	(-10427)	Screw, cap, special (2 used) (MI)
28B	19H 1732 A	(10428-)	Screw, cap, 3/8" x 1-1/4" (3 used) (not equipped with power shaft shield) (MI)
28C	19H 1765 A	(10428-)	Screw, cap, 3/8" x 1-3/4" (2 used) (equipped with power shaft shield) (MI)
29	19H 1731 A	(-)	Screw, cap, 3/8" x 1" (7 used) (M, MC, MT)
	19H 1731 A	(-10427)	Screw, cap, 3/8" x 1" (7 used) (MI)
	19H 1731 A	(10428-)	Screw, cap, 3/8" x 1" (6 used) (MI)
30	M 1225 T	(-10427)	Spacer (1 used) (MI)
	M 1225 T	(10428-)	Spacer (2 used) (MI)
31	M 173 T	(-)	Spring

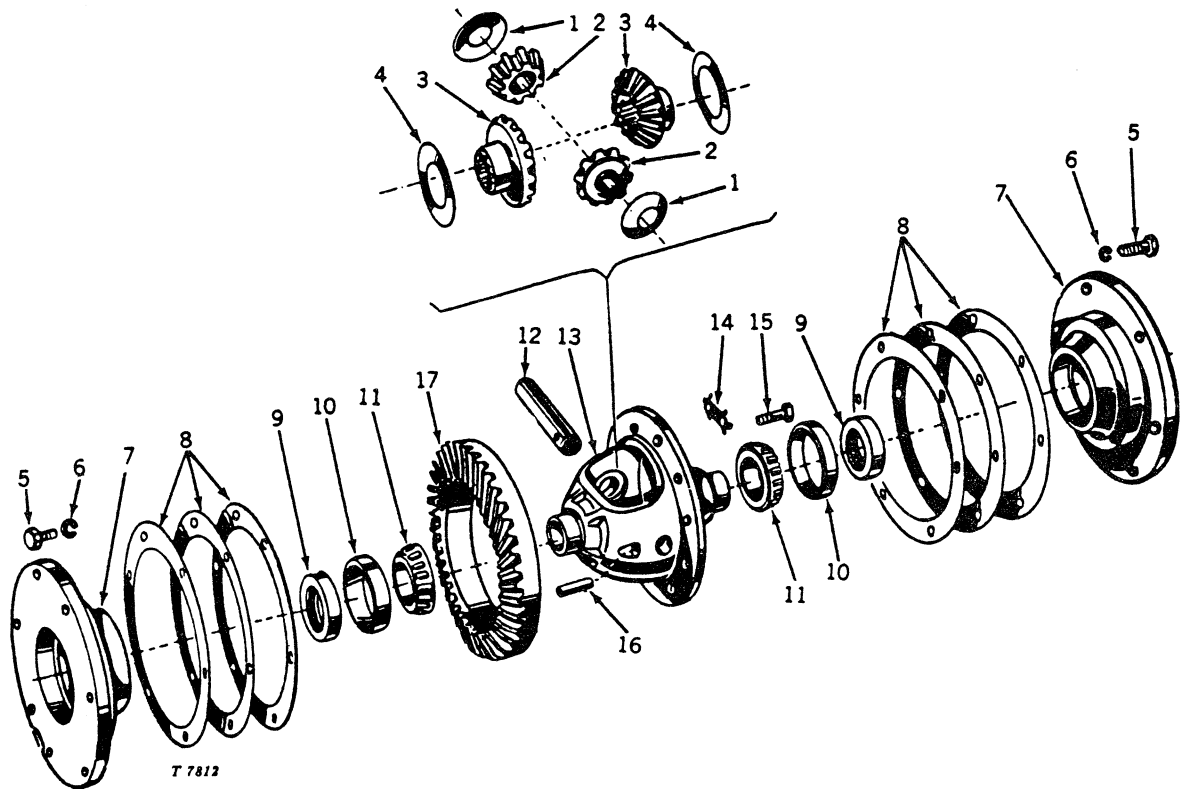
TRANSMISSION GEARS AND SHAFTS



TRANSMISSION GEARS AND SHAFTS -- Continued

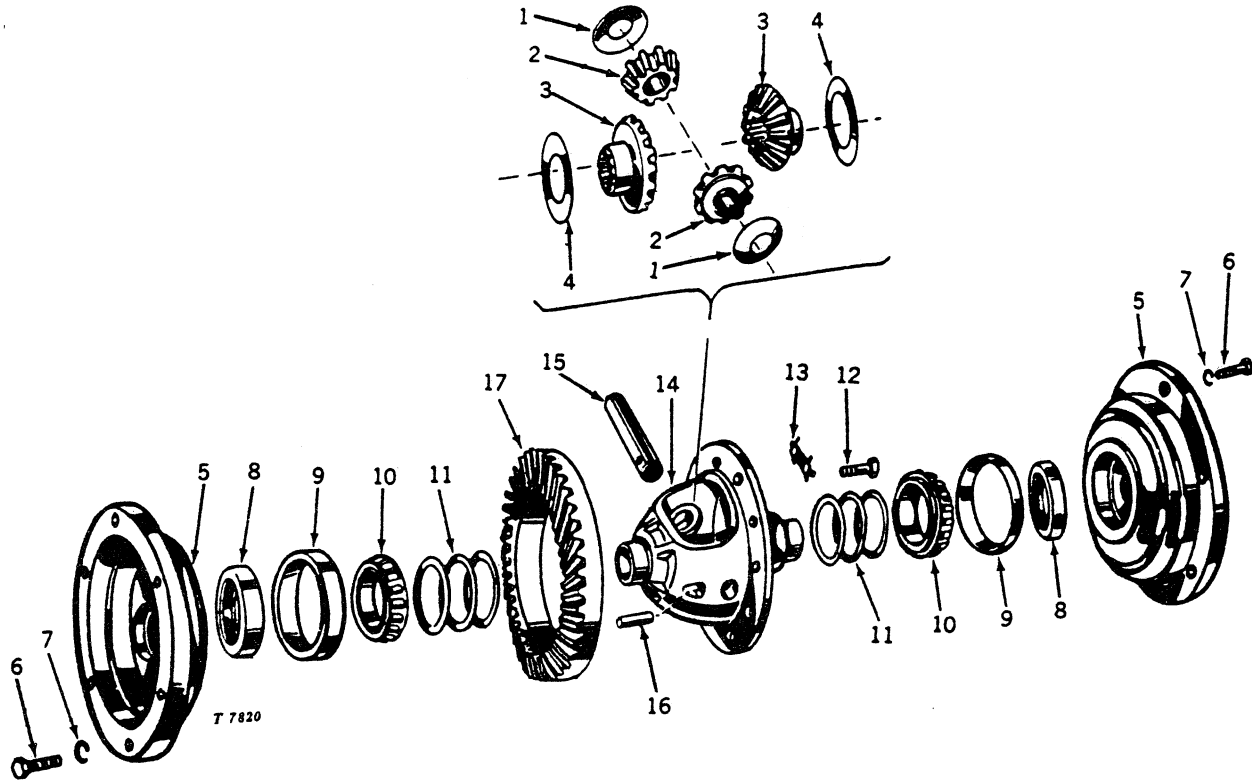
Key	Part No.	Serial No.	Description
1	JD 7432 R	(-)	Cup, bearing (3 used)
2	JD 8117 T	(-)	Cone, bearing (2 used)
3	M 139 T	(-)	Shaft, input (sub. for AM652T)
4	26H 82 A	(-)	Key, Woodruff, 1/4" x 7/8" (2 used)
5	T 11999 T	(-)	Washer, rear (sub. for M140T and T10247T)
6	M 141 T	(-)	Gear, cluster, first speed (36 and 27 teeth) (sub. for AM653T) (M, MI, MT)
	M 141 T	(-13956)	Gear, cluster, first speed (36 and 27 teeth) (sub. for AM653T) (MC)
	M 1449 T	(13957-)	Gear, cluster, first speed (36 and 23 teeth) (sub. for AM1456T) (MC)
7	JD 7938 T	(-)	Bearing (2 used)
8	M 571 T	(-)	Washer, front
9	M 555 T	(-)	Washer, spring
10	M 143 T	(-)	Gear, fourth speed (27 teeth) (sub. for AM654T) (M, MI, MT)
	M 143 T	(-13956)	Gear, fourth speed (27 teeth) (sub. for AM654T) (MC)
	M 1450 T	(13957-)	Gear, fourth speed (23 teeth) (sub. for AM1457T) (MC)
11	M 144 T	(-)	Spacer, third speed gear
12	M 145 T	(-)	Gear, third speed (17 teeth) (sub. for AM655T)
13	M 146 T	(-)	Spacer, input shaft bearing
14	M 147 T	(-)	Shim, input shaft, front, .002" (approx. 2 used) (packed 6 in a pkg.)
	M 148 T	(-)	Shim, input shaft, front, .005" (approx. 2 used) (packed 6 in a pkg.)
	M 149 T	(-)	Shim, input shaft, front, .010" (approx. 2 used) (packed 6 in a pkg.)
15	M 47 T	(-)	Quill (sub. for AM656T)
16	AL 2122 T	(-)	Seal, oil
17	12H 304 A	(-)	Washer, lock, 3/8" (11 used)
18	19H 1732 A	(-)	Screw, cap, 3/8" x 1-1/4" (4 used)
19	JD 7262 R	(-)	Cup, bearing
20	JD 7207 R	(-)	Cone, bearing
21	T 11400 T	(-)	Spacer (sub. for M135T)
22	M 131 T	(-)	Gear, cluster, power shaft (42 and 20 teeth) (sub. for AM657T)
23	JD 7939 T	(-)	Bearing (2 used)
24	M 132 T	(-)	Spacer (sub. for AM658T)
25	M 133 T	(-)	Washer
26	M 130 T	(-)	Shaft, power (sub. for AM659T) (M, MC, MI)
	M 867 T	(-)	Shaft, power (sub. for AM948T) (MT)
27	M 134 T	(-)	Coupling (sub. for AM660T)
28	JD 8124 T	(-)	Cone, bearing
29	JD 7443 T	(-)	Cup, bearing
30	M 136 T	(-)	Shim, power shaft, front, .002" (approx. 2 used) (packed 10 in a pkg.)
	M 137 T	(-)	Shim, power shaft, front, .005" (approx. 2 used) (packed 10 in a pkg.)
	M 138 T	(-)	Shim, power shaft, front, .010" (approx. 1 used) (packed 5 in a pkg.)
31	M 234 T	(-)	Cover
32	19H 1731 A	(-)	Screw, cap, 3/8" x 1" (4 used)
33	AT 16611 T	(-)	Shaft, output, pinion (T18453T) (7 teeth); gear, ring, differential (T18451T) (32 teeth) (matched set) (sub. for M150T, M166T, M1631T, M4104T, M4395T, AM445T, AM1720T, and AM3991T)
34	JD 8123 T	(-)	Cone, bearing
35	JD 7442 T	(-)	Cup, bearing
36	M 116 T	(-)	Shim, output shaft, rear, .002" (approx. 2 used) (packed 6 in a pkg.)
	M 117 T	(-)	Shim, output shaft, rear, .005" (approx. 2 used) (packed 6 in a pkg.)
	M 118 T	(-)	Shim, output shaft, rear, .010" (approx. 2 used) (packed 9 in a pkg.)
37	M 151 T	(-)	Gear, second speed and reverse sliding (37 teeth) (sub. for AM661T)
38	M 152 T	(-)	Gear, first and fourth speed sliding (24 teeth) (sub. for AM662T) (M, MI, MT)
	M 152 T	(-13956)	Gear, first and fourth speed sliding (24 teeth) (sub. for AM662T) (MC)
	M 1451 T	(13957-)	Gear, first and fourth speed sliding (28 teeth) (sub. for AM1458T) (MC)
39	M 153 T	(-)	Gear, third speed sliding (34 teeth) (sub. for AM663T)
40	M 154 T	(-)	Spacer, output shaft bearing
41	M 155 T	(-)	Shim, output shaft, front, .002" (approx. 2 used) (packed 6 in a pkg.)
	M 156 T	(-)	Shim, output shaft, front, .005" (approx. 3 used) (packed 9 in a pkg.)
	M 157 T	(-)	Shim, output shaft, front, .010" (approx. 5 used) (packed 15 in a pkg.)
42	JD 8110 R	(-)	Cone, bearing
43	L 273 T	(-)	Washer
44	14H 534 A	(-)	Nut, hex., slotted, 3/4"
45	M 159 T	(-)	Gasket
46	M 160 T	(-)	Cover
47	19H 1936 A	(-)	Screw, cap, 3/8" x 3/4" (3 used)
48	11H 237 A	(-)	Pin, cotter, 1/8" x 2"

DIFFERENTIAL ASSEMBLY
Model M and MI



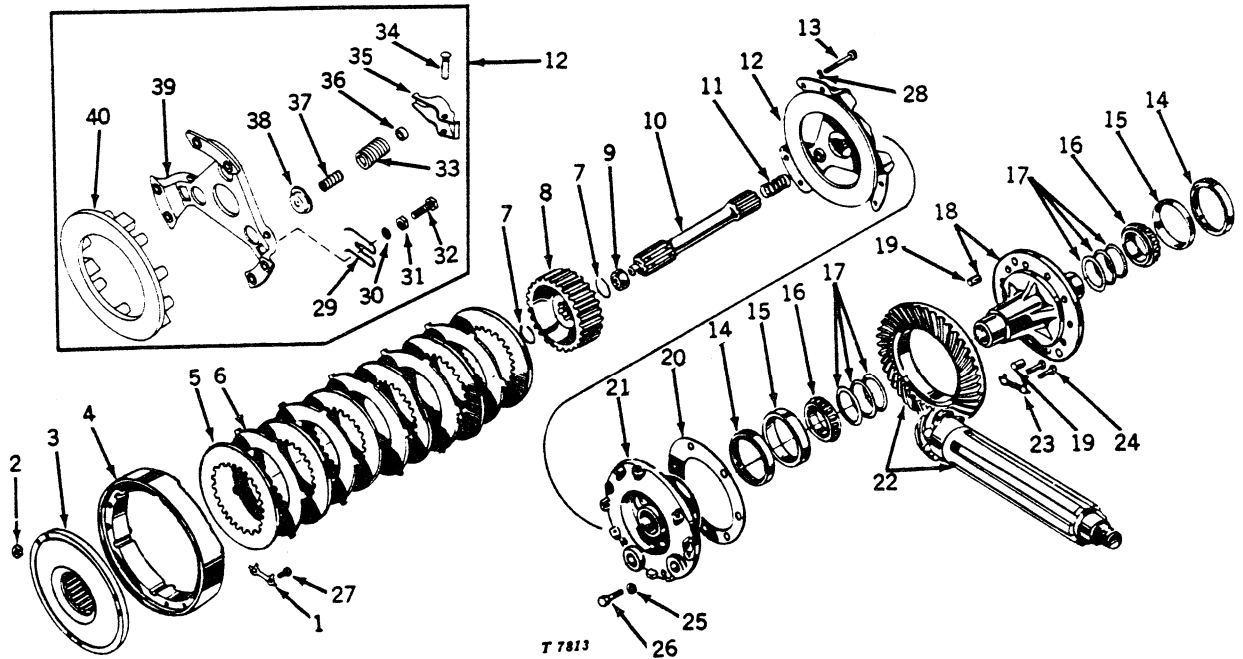
Key	Part No.	Serial No.	Description
1	M 164 T	(-)	Washer, pinion thrust (2 used)
2	M 163 T	(-)	Pinion, bevel (2 used) (sub. for AM664T)
3	M 162 T	(-)	Gear, bevel (2 used) (sub. for AM665T)
4	L 491 T	(-)	Washer, gear thrust (2 used)
5	19H 1139 A	(-)	Screw, cap, 3/8" x 1-1/8" (6 used)
6	12H 304 A	(-)	Washer, lock, 3/8" (6 used)
7	M 48 T	(-)	Quill (2 used) (sub. for AM666T)
8	M 167 T	(-)	Shim, .002" (approx. 3 used)
	M 168 T	(-)	Shim, .005" (approx. 3 used)
	M 169 T	(-)	Shim, .010" (approx. 1 used)
9	AL 2122 T	(-)	Seal, oil (2 used)
10	JD 7441 T	(-)	Cup, bearing (2 used)
11	JD 8122 T	(-)	Cone, bearing (2 used)
12	M 165 T	(-)	Shaft, pinion
13	M 161 T	(-)	Cage, differential (sub. for AM667T)
14	M 254 T	(-)	Lock (6 used) (sub. for AM668T) (packed 6 in a pkg.)
15	L 495 T	(-)	Screw, cap, special (10 used) (packed 5 in a pkg.)
16	25H 100 A	(-)	Pin, groov-, 1/4" x 2"
17	AT 16611 T	(-)	Shaft, output, pinion (T18453T) (7 teeth); gear, ring, differential (T18451T) (32 teeth) (matched set) (sub. for M150T, M166T, M1631T M4104T, M4395T, AM445T, AM1720T, and AM3991T)

DIFFERENTIAL ASSEMBLY
Model MT



Key	Part No.	Serial No.	Description
1	M 164 T	(-)	Washer (bronze), pinion thrust (2 used)
2	M 163 T	(-)	Pinion, bevel (2 used) (sub. for AM664T)
3	M 162 T	(-)	Gear, bevel (2 used) (sub. for AM665T)
4	L 491 T	(-)	Washer (bronze), gear thrust (2 used)
5	M 816 T	(-)	Quill (2 used) (sub. for AM999T)
6	19H 1139 A	(-)	Screw, cap, 3/8" x 1-1/8" (12 used)
7	12H 304 A	(-)	Washer, lock, 3/8" (12 used)
8	AL 2122 T	(-)	Seal, oil (2 used)
9	JD 7441 T	(-)	Cup, bearing (2 used)
10	JD 8122 T	(-)	Cone, bearing (2 used)
11	L 497 T	(-)	Shim, .002" (use quantity required)
	L 498 T	(-)	Shim, .005" (use quantity required)
	L 499 T	(-)	Shim, .010" (use quantity required)
12	L 495 T	(-)	Screw, cap, special (10 used) (packed 5 in a pkg.)
13	M 254 T	(-)	Lock, screw (6 used) (sub. for AM668T) (packed 6 in a pkg.)
14	M 161 T	(-)	Cage, differential (sub. for AM667T)
15	M 165 T	(-)	Shaft, pinion
16	25H 100 A	(-)	Pin, groov-, 1/4" x 2"
17	AT 16611 T	(-)	Shaft, output, pinion (T18453T) (7 teeth); gear, ring, differential (T18451T) (32 teeth) (matched set) (sub. for M150T, M166T, M1631T, M4104T, M4395T, AM445T, AM1720T, and AM3991T)

STEERING CLUTCH AND RING GEAR ASSEMBLY
Model MC

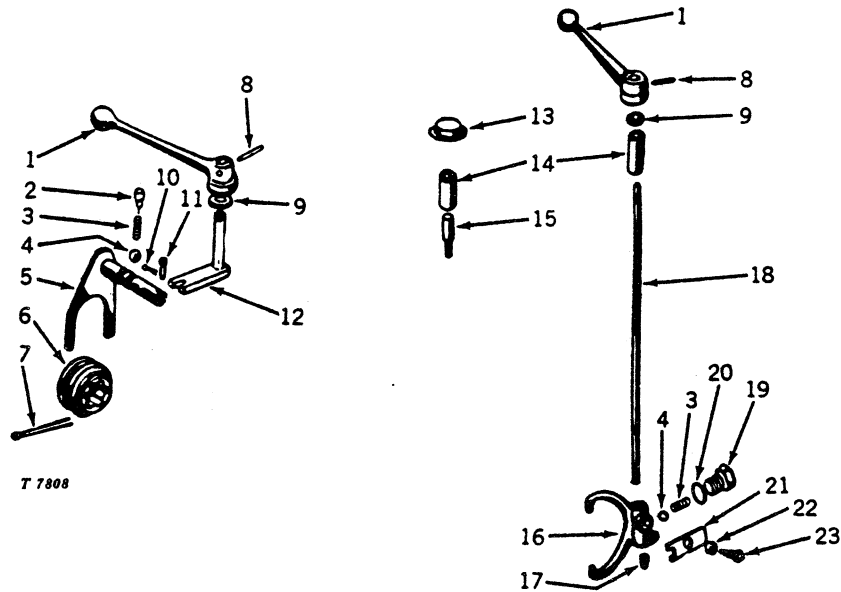


Key	Part No.	Serial No.	Description
1	M 254 T	(-)	Lock (2 used) (sub. for AM668T) (packed 2 in a pkg.)
2	14H 785 A	(-)	Nut, hex., 5/16" (6 used)
3	M 868 T	(-13481)	Disk, driven (sub. for AM981T)
4	M 1468 T	(13482-)	Disk, driven (sub. for AM1480T)
5	M 870 T	(-)	Drum, brake (sub. for AM982T)
6	M 871 T	(-)	Facing (6 used) (sub. for AM983T)
7	M 872 T	(-)	Plate, driving (5 used) (sub. for AM984T)
8	M 875 T	(-16835)	Ring, snap (2 used)
9	M 1619 T	(16836-)	Ring, snap (2 used) (packed 2 in a pkg.)
10	M 873 T	(-16835)	Hub (sub. for AM985T)
11	M 1618 T	(16836-)	Hub
12	JD 8567 T	(-)	Bearing, ball (sub. for JD7137T)
13	M 1627 T	(-16835)	Shaft, drive (sub. for AM986T)
14	M 1635 T	(16836-)	Shaft, drive
15	M 815 T	(-)	Spring
16	AT 11853 T	(-)	Plate, clutch pressure (sub. for AM1930T and AM987T)
17	19H 1913 A	(-)	Screw, cap, 5/16" x 2-1/4" (6 used)
18	AM 1091 T	(-16835)	Seal, oil (2 used)
19	AM 1717 T	(16836-)	Seal, oil (2 used)
20	JD 8205 T	(-16835)	Cup, bearing (2 used)
21	JD 8217 T	(16836-)	Cup, bearing (2 used)
22	JD 8144 T	(-16835)	Cone, bearing (2 used)
23	JD 8171 T	(16836-)	Cone, bearing (2 used)
24	M 808 T	(-16835)	Shim, .002" (use quantity required) (packed 4 in a pkg.)
25	M 809 T	(-16835)	Shim, .005" (use quantity required) (packed 6 in a pkg.)
26	M 810 T	(-16835)	Shim, .010" (use quantity required) (packed 12 in a pkg.)
27	M 1632 T	(16836-)	Shim, .002" (use quantity required) (packed 10 in a pkg.)
28	M 1633 T	(16836-)	Shim, .005" (use quantity required) (packed 10 in a pkg.)
29	M 1634 T	(16836-)	Shim, .010" (use quantity required) (packed 10 in a pkg.)
30	M 807 T	(-16835)	Hub, ring gear (sub. for AM1030T)
31	AM 3796 T	(16836-)	Hub, ring gear with attaching cap screws (sub. for M1630T and AM1714T)
32	M 4339 T	(16836-)	Pin, dowel (2 used) (sub. for M1470T)
33	M 811 T	(-)	Gasket (2 used) (packed 3 in a pkg.)
34	AM 847 T	(-16835)	Quill (2 used) (sub. for M812T and AM1029T)
35	AM 1721 T	(16836-)	Quill (2 used) (sub. for M1615T)
36	AT 16611 T	(-)	Shaft, output, pinion (T18453T) (7 teeth); gear, ring, differential (T18451T) (32 teeth) (matched set) (sub. for M150T, M166T, M1631T, M4104T, M4395T, AM445T, AM1720T, and AM3991T)
37	M 254 T	(-)	Lock (6 used) (sub. for AM668T) (packed 6 in a pkg.)
38	L 495 T	(-16835)	Screw, cap, special, 3/8" x 1" (10 used) (packed 5 in a pkg.)
39	M 4062 T	(16836-)	Screw, cap, special, 3/8" x 1-1/8" (10 used)
40	12H 304 A	(-)	Washer, lock, 3/8" (12 used)
1	19H 1139 A	(-)	Screw, cap, 3/8" x 1-1/8" (12 used)
2	19H 1938 A	(-)	Screw, cap, 3/8" x 13/16" (4 used)
3	12H 303 A	(-)	Washer, lock, 5/16" (6 used)

STEERING CLUTCH AND RING GEAR ASSEMBLY -- Continued
Model MC

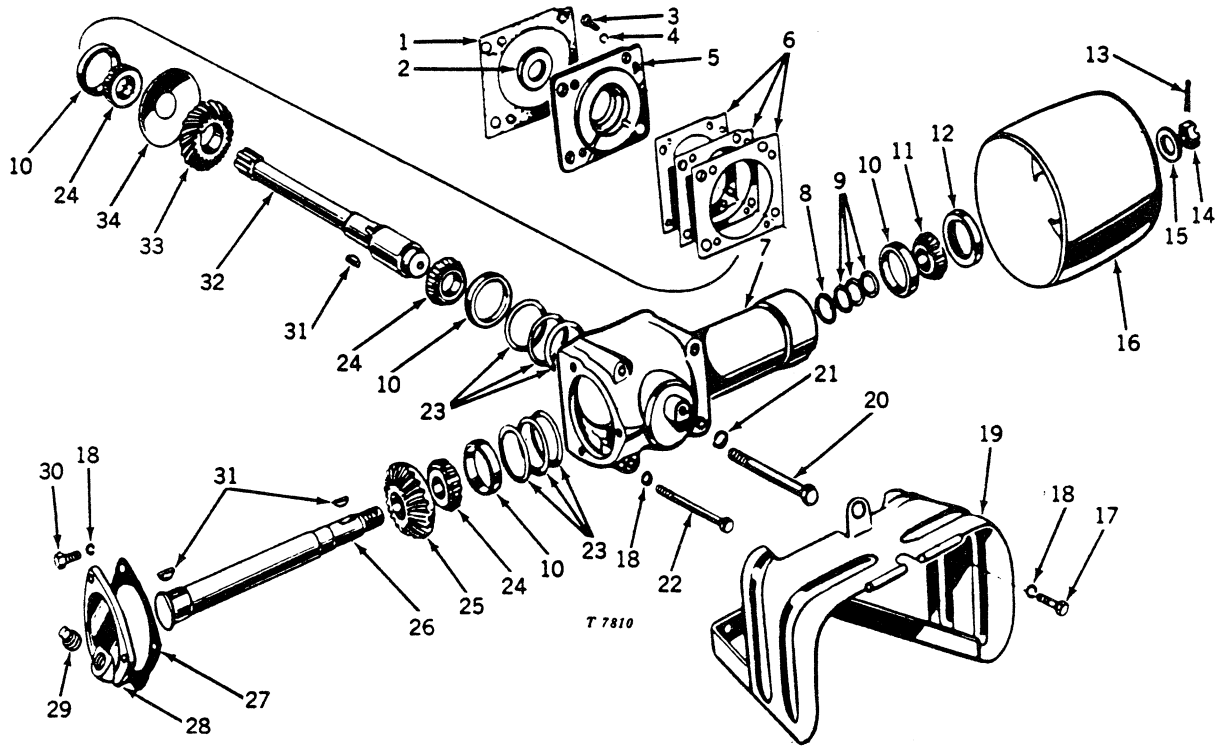
Key	Part No.	Serial No.	Description
29	T 11696 T	(-)	Spring, pressure plate return (3 used)
30	T 11697 T	(-)	Washer, adjusting screw (3 used)
31	14H 463 A	(-)	Nut, hex., 5/16" (3 used)
32	T 13734 T	(-)	Screw, adjusting (3 used)
33	T 14503 T	(-)	Spring, pressure (3 used) (packed 3 in a pkg.)
34	T 11700 T	(-)	Pin, pivot (3 used) (packed 3 in a pkg.)
35	T 18542 T	(-)	Lever, clutch (3 used) (packed 3 in a pkg.) (sub. for T14505T)
36	T 14501 T	(-)	Retainer, auxiliary spring (3 used) (packed 3 in a pkg.)
37	T 14502 T	(-)	Spring, auxiliary pressure (3 used) (packed 3 in a pkg.)
38	T 14504 T	(-)	Cup, spring (3 used) (packed 3 in a pkg.)
39	T 14507 T	(-)	Bracket, clutch
40	T 14506 T	(-)	Plate, pressure

BELT PULLEY AND POWER SHAFT SHIFT LEVERS



Key	Part No.	Serial No.	Description
1	M 120 T	(-)	Lever, shift, belt pulley and power shaft (2 used)
2	M 185 T	(-)	Plug
3	L 468 T	(-)	Spring (2 used)
4	405 R	(-)	Ball (sub. for L467T) (2 used)
5	AM 245 T	(-)	Yoke (sub. for AM606T)
6	M 127 T	(-)	Coupling, belt pulley (sub. for AM607T)
7	11H 238 A	(-)	Pin, cotter, 1/8" x 3"
8	25H 50 A	(-)	Pin, groov-, 5/32" x 3/4" (2 used)
9	M 121 T	(-)	Washer, felt (2 used)
10	11H 231 A	(-)	Pin, cotter, 1/16" x 1"
11	L 4667 T	(-)	Pin
12	AM 262 T	(-)	Shifter, belt pulley (sub. for AM611T)
13	M 129 T	(-)	Cap (without belt pulley)
14	M 115 T	(-)	Bushing (2 used)
15	M 128 T	(-)	Pin (without belt pulley)
16	M 3874 T	(-)	Fork (sub. for M122T and AM608T)
17	15H 275 A	(-)	Plug, pipe, 1/4", hex. ctsk.
18	M 119 T	(-)	Shaft
19	M 124 T	(-)	Holder, poppet
20	L 754 T	(-)	Gasket
21	M 123 T	(-)	Lock, screw
22	14H 611 A	(-)	Nut, hex. jam, 5/16"
23	22H 674 A	(-)	Screw, set, 5/16" x 7/8"

BELT PULLEY ATTACHMENT
Model M, MC, and MT

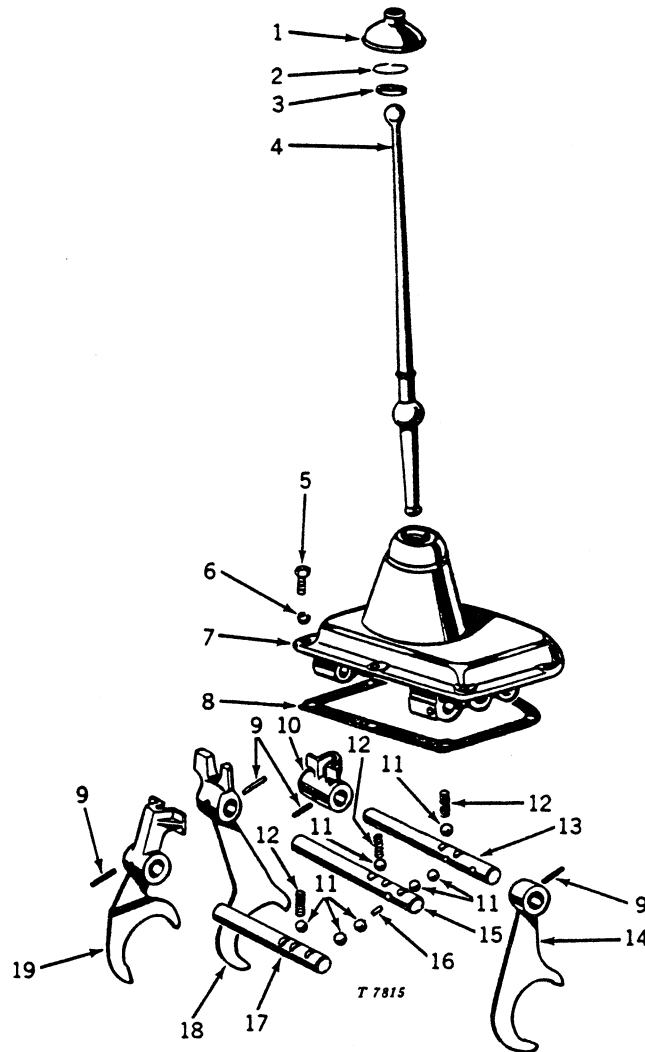


BELT PULLEY ATTACHMENT -- Continued
Model M, MC, and MT

Key	Part No.	Serial No.	Description
1	M 175 T	(-)	Gasket
2	AL 2122 T	(-)	Seal, oil
3	19H 1905 A	(-)	Screw, cap, 5/16" x 1" (4 used)
4	12H 303 A	(-)	Washer, lock, 5/16" (4 used)
5	M 44 T	(-)	Quill (sub. for AM612T)
6	M 193 T	(-)	Shim, .002" (approx. 2 used) (packed 2 in a pkg.)
	M 194 T	(-)	Shim, .005" (approx. 1 used) (packed 2 in a pkg.)
	M 195 T	(-)	Shim, .010" (approx. 6 used) (packed 6 in a pkg.)
7	M 42 T	(-)	Case, gear (sub. for AM615T)
8	M 199 T	(-)	Washer, special
9	M 155 T	(-)	Shim, outer bearing, .002" (approx. 2 used) (packed 6 in a pkg.)
	M 156 T	(-)	Shim, outer bearing, .005" (approx. 3 used) (packed 9 in a pkg.)
	M 157 T	(-)	Shim, outer bearing, .010" (approx. 5 used) (packed 15 in a pkg.)
10	JD 7432 R	(-)	Cup, bearing (4 used)
11	JD 8110 R	(-)	Cone, bearing
12	AM 260 T	(-)	Seal, oil
13	11H 237 A	(-)	Pin, cotter, 1/8" x 2"
14	14H 534 A	(-)	Nut, hex., slotted, 3/4"
15	L 273 T	(-)	Washer
16	M 1610 T	(-)	Pulley, belt (sub. for AM616T)
17	19H 1936 A	(-)	Screw, cap, 3/8" x 3/4"
18	12H 304 A	(-)	Washer, lock, 3/8" (6 used)
19	AM 277 T	(-)	Shield, power shaft (used when belt pulley is installed) (sub. for AM 617T) (M, MC)
	AM 1020 T	(-)	Shield, power shaft (used when belt pulley is installed) (sub. for AM1067T) (MT)
20	19H 1993 A	(-)	Screw, cap, 1/2" x 5-1/4" (2 used)
21	12H 301 A	(-)	Washer, lock, 1/2" (2 used)
22	19H 2054 A	(-)	Screw, cap, 3/8" x 4-3/4" (2 used)
23	M 187 T	(-)	Shim, inner bearing, .002" (approx. 4 used) (packed 4 in a pkg.)
	M 188 T	(-)	Shim, inner bearing, .005" (approx. 4 used) (packed 4 in a pkg.)
	M 189 T	(-)	Shim, inner bearing, .010" (approx. 6 used) (packed 6 in a pkg.)
24	JD 8117 T	(-)	Cone, bearing (3 used)
25	M 198 T	(-)	Gear, driven (22 teeth) (sub. for AM618T)
26	M 197 T	(-)	Shaft (sub. for AM619T)
27	M 200 T	(-)	Gasket
28	M 43 T	(-)	Cover (sub. for AM620T)
29	15H 623 A	(-)	Plug, pipe, 3/8", sq. hd.
30	19H 210 A	(-)	Screw, cap, 3/8" x 7/8" (3 used)
31	26H 82 A	(-)	Key, Woodruff, 1/4" x 7/8" (3 used)
32	M 190 T	(-)	Shaft, drive (sub. for AM614T) (M, MC)
	M 1062 T	(-)	Shaft, drive (sub. for AM1065T) (MT)
33	M 191 T	(-)	Gear, drive (21 teeth) (sub. for AM613T)
34	M 192 T	(-)	Slinger, oil
..	AM 256 T	(-)	BELT PULLEY ATTACHMENT (M, MC)
..	AM 1015 T	(-)	BELT PULLEY ATTACHMENT (MT)

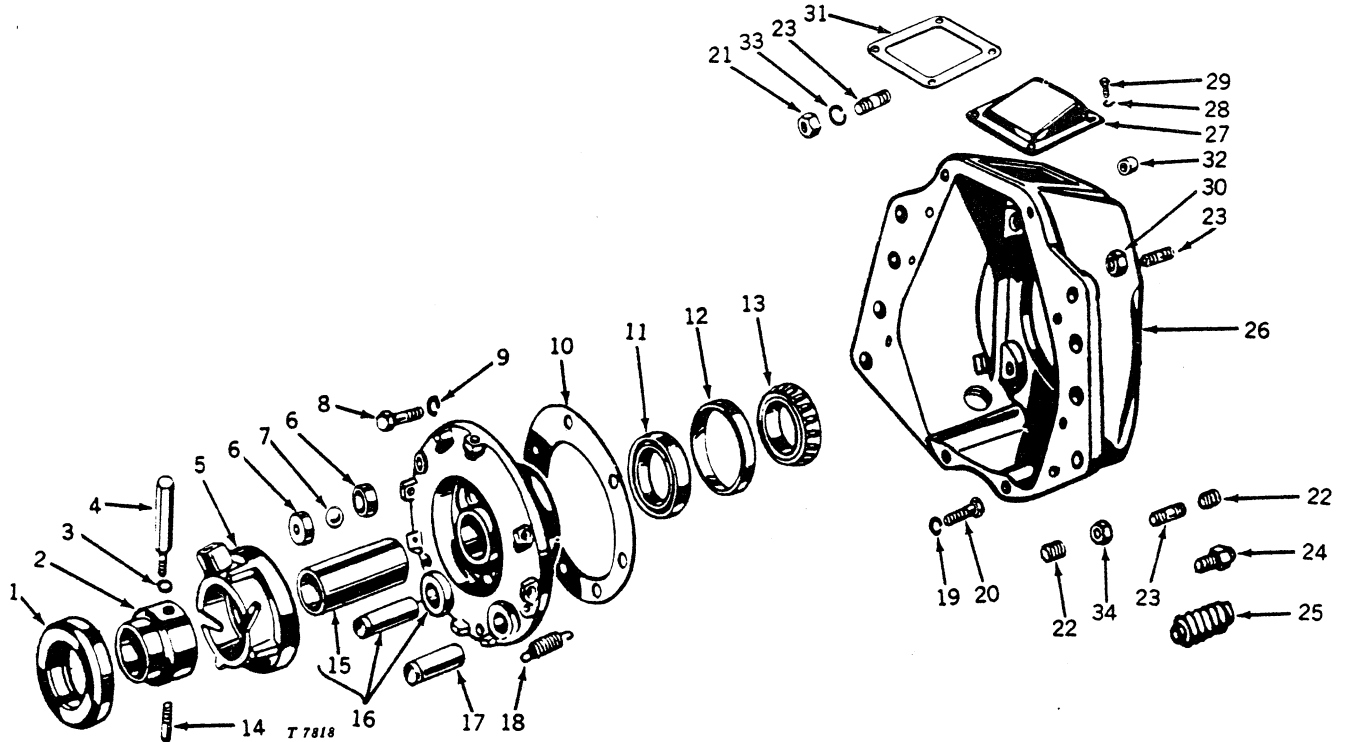
Capital letters indicate an attachment. Attachments must be listed on separate order from repair parts.

TRANSMISSION TOP COVER AND SHIFTING PARTS



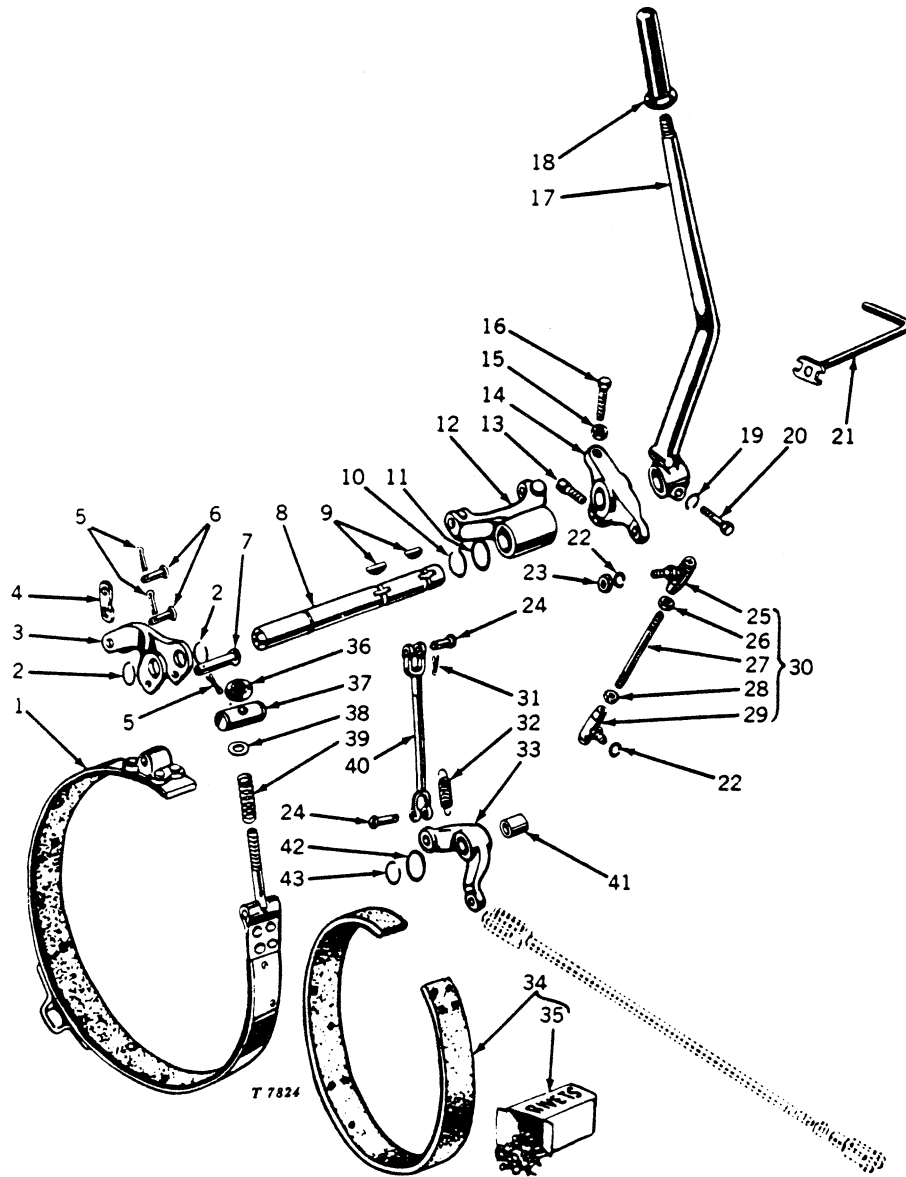
Key	Part No.	Serial No.	Description
1	AL 4022 T	(-)	Boot
2	L 4035 T	(-)	Ring, snap
3	L 4027 T	(-)	Bearing
4	M 184 T	(-)	Lever, shift
5	19H 1731 A	(-)	Screw, cap, 3/8" x 1" (7 used)
6	12H 304 A	(-)	Washer, lock, 3/8" (7 used)
7	M 46 T	(-)	Cover (sub. for AM697T)
8	M 186 T	(-)	Gasket (packed 5 in a pkg.)
9	25H 903 A	(-)	Pin, groov-, 7/32" x 1-1/8" (4 used)
10	M 178 T	(-)	Shifter, third speed (sub. for AM698T)
11	405 R	(-)	Ball (7 used) (sub. for L467T)
12	L 468 T	(-)	Spring (3 used)
13	M 176 T	(-)	Shaft, third speed shift
14	M 3965 T	(-)	Fork, third speed shift (sub. for M177T and AM699T)
15	M 179 T	(-)	Shaft, first and fourth speed shift
16	M 180 T	(-)	Pin, lock
17	M 182 T	(-)	Shaft, second speed and reverse shift
18	M 3966 T	(-)	Fork, first and fourth speed shift (sub. for M181T and AM700T)
19	M 183 T	(-)	Fork, second speed and reverse shift (sub. for AM701T)

STEERING CLUTCH HOUSING, THROW-OUT BEARING AND CARRIER ASSEMBLY
Model MC



Key	Part. No.	Serial No.	Description
1	AL 2116 T	(-)	Bearing, throw-out
2	M 888 T	(-16835)	Carrier, bearing (sub. for AM994T)
	M 1617 T	(16836-)	Carrier, bearing
3	24H 1136 A	(-)	Washer, plain, 11/32" x 3/4" x .075"
4	M 890 T	(-)	Screw, adjusting
5	M 887 T	(-12949)	Cam, release (sub. for AM993T)
	M 1403 T	(12950-16835)	Cam, release (sub. for AM1408T)
	M 1616 T	(16836-)	Cam, release
6	M 885 T	(-)	Inserts, cam (6 used)
7	M 886 T	(-)	Ball (3 used)
8	19H 1139 A	(-)	Screw, cap, 3/8" x 1-1/8" (6 used)
9	12H 304 A	(-)	Washer, lock, 3/8" (6 used)
10	M 811 T	(-)	Gasket (packed 3 in a pkg.)
11	AM 1091 T	(-16835)	Seal, oil
	AM 1717 T	(16836-)	Seal, oil
12	JD 8205 T	(-16835)	Cup, bearing
	JD 8217 T	(16836-)	Cup, bearing
13	JD 8144 T	(-16835)	Cone, bearing
	JD 8171 T	(16836-)	Cone, bearing
14	M 889 T	(-)	Stud
15	M 813 T	(-16835)	Sleeve
	M 1636 T	(16836-)	Sleeve
16	AM 847 T	(-16835)	Quill (sub. for AM1029T and M812T)
	AM 1721 T	(16836-)	Quill (sub. for M1615T)
17	M 814 T	(-)	Pin, pivot (2 used)
18	M 891 T	(-)	Spring (4 used)
19	12H 293 A	(-)	Washer, lock, 7/16" (8 used)
20	19H 1978 A	(-)	Screw, cap, 7/16" x 1-1/2" (2 used)
21	14H 394 A	(-)	Nut, hex., 9/16" (2 used)
22	15H 278 A	(12686-)	Plug, pipe, 3/4", hex. ctsk. (2 used)
23	M 878 T	(-)	Stud (4 used)
24	M 1447 T	(12686-)	Nipple
25	M 1448 T	(12686-)	Boot
26	AM 3520 T	(-)	Housing (M3705T), steering clutch, with bushing, plug, gasket and attaching hardware (sub. for M887T, M2124T, AM988T and AM2361T)
27	M 907 T	(-)	Cover, steering clutch housing (sub. for AM998T)
28	12H 302 A	(-)	Washer, lock, 1/4" (4 used)
29	19H 1227 A	(-)	Screw, cap, 1/4" x 1/2" (4 used)
30	M 375 T	(-)	Nut, hex., special, 9/16" (2 used) (packed 10 in a pkg.)
31	M 1487 T	(-)	Gasket (packed 2 in a pkg.)
32	M 1638 T	(16836-)	Bushing
33	12H 317 A	(-)	Washer, lock, 9/16" (2 used)

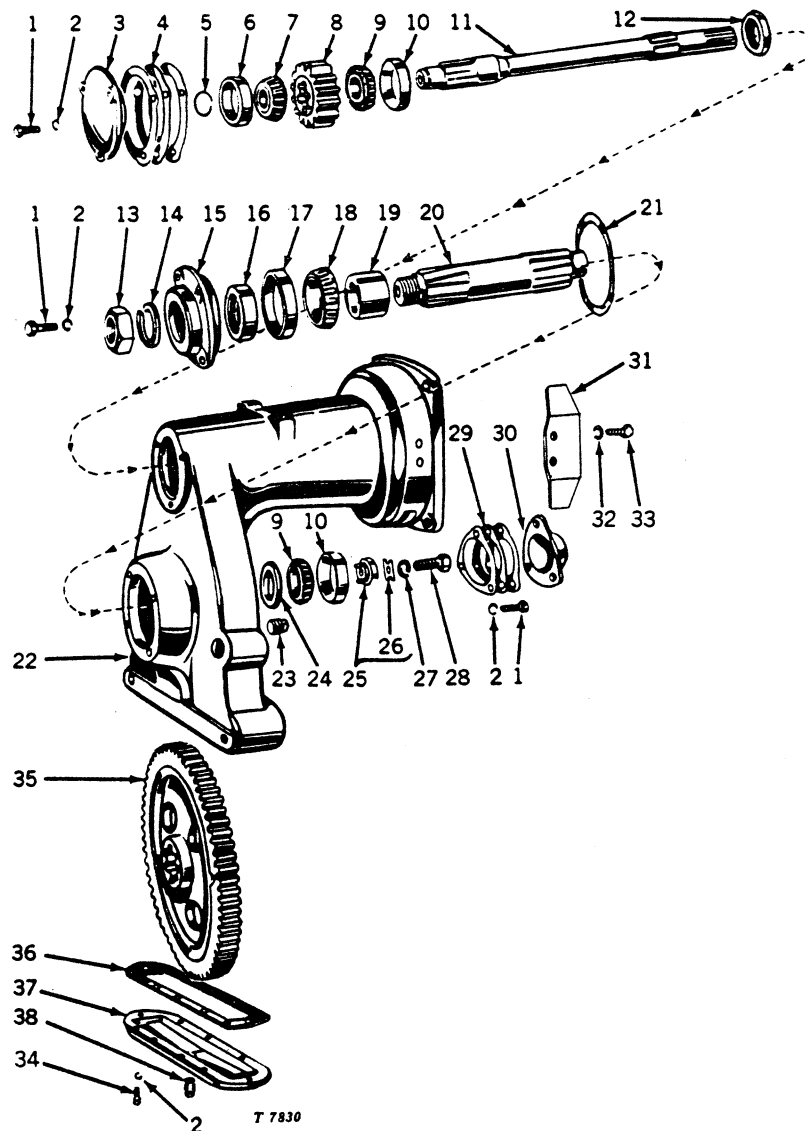
STEERING AND BRAKE LINKAGE ASSEMBLY
Model MC



STEERING AND BRAKE LINKAGE ASSEMBLY -- Continued
Model MC

Key	Part No.	Serial No.	Description
1	AT 10566 T	(-)	Band assembly, brake, with lining and adjusting screw pin (sub. for M895T and AM995T)
2	M 488 T	(-)	Ring, snap (2 used)
3	AM 895 T	(-)	Lever assembly (sub. for AM997T)
4	M 903 T	(-)	Link
5	11H 206 A	(-)	Pin, cotter, 3/32" x 3/4" (3 used)
6	M 904 T	(-)	Pin (2 used)
7	M 902 T	(-)	Pin
8	M 879 T	(-)	Shaft
9	26H 77 A	(-)	Key, Woodruff, 3/16" x 3/4" (2 used)
10	L 357 T	(-)	Ring, snap
11	L 308 T	(-)	Washer
12	M 1641 T	(-)	Lever, brake (sub. for M883T and AM991T)
13	M 882 T	(-)	Screw, cap, special
14	M 881 T	(-12949)	Arm, rocker (sub. for AM990T)
	M 1402 T	(12950-)	Arm, rocker (sub. for AM1407T)
15	14H 611 A	(-)	Nut, hex., 5/16"
16	19H 124 A	(-)	Screw, cap, 5/16" x 1-1/4"
17	M 880 T	(-)	Lever, steering (sub. for AM989T)
18	M 884 T	(-)	Handle, steering lever (sub. for AM992T)
19	12H 303 A	(-)	Washer, lock, 5/16"
20	19H 1906 A	(-)	Screw, cap, 5/16" x 1-1/2"
21	AM 1023 T	(-)	Wrench, clutch adjusting
22	12H 304 A	(12950-)	Washer, lock, 3/8" (2 used)
23	14H 650 A	(-12949)	Nut, hex., 5/16"
	14H 846 A	(12950-)	Nut, hex., 3/8"
24	L 307 T	(-)	Pin (2 used)
25	AM 893 T	(-12949)	Sub. AM3893T
	AM 1405 T	(12950-)	Sub. AM3894T
	AM 3894 T	(-)	Joint, ball, L. H. thread (replacement part for AM3893T)
26	14H 463 A	(-12949)	Nut, hex. jam, 5/16"
	14H 769 A	(12950-)	Nut, hex. jam, 3/8" (left-hand thread)
27	M 892 T	(-12949)	Sub. AM3893T
	M 1404 T	(12950-)	Sub. AM3893T
	M 1404 T	(-)	Rod, clutch throw-out (replacement part for AM3893T)
28	14H 463 A	(-12949)	Nut, hex. jam, 5/16"
	14H 774 A	(12950-)	Nut, hex. jam, 3/8" (right-hand thread)
29	AM 893 T	(-12949)	Sub. AM3893T
	AM 1406 T	(12950-)	Sub. AM3895T
	AM 3895 T	(-)	Joint, ball, R. H. thread (replacement part for AM3893T)
30	AM 3893 T	(-)	Rod, clutch throw-out with two ball joints (sub. for AM1409T)
31	11H 233 A	(-)	Pin, cotter, 3/32" x 1/2"
32	M 906 T	(-)	Spring, return
33	AM 1719 T	(-)	Bellcrank (sub. for M854T and AM980T)
34	AM 3676 T	(-)	Lining, with rivets (contains linings and rivets for complete tractor) (one AM3676T subs. for two AM996T)
35	T 10812 T	(-)	Rivet, special (14 used) (sub. for AL2177T)
36	M 905 T	(-)	Nut, brake adjusting
37	M 899 T	(-)	Pin
38	24H 1303 A	(-)	Washer, plain, 13/32" x 11/16" x .060"
39	M 898 T	(-)	Spring
40	AM 860 T	(-)	Rod, connecting
41	M 1640 T	(16836-)	Bushing
42	24H 1265 A	(-)	Washer, plain, 13/16" x 1-1/4" x .060" (2 used)
43	M 488 T	(-)	Ring, snap (2 used)

FINAL DRIVE
Models M and MI

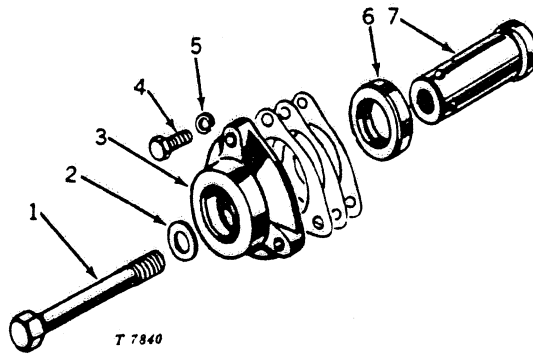


Key	Part No.	Serial No.	Description
1	19H 1731 A	(-)	Screw, cap, 3/8" x 1" (10 used)
2	12H 304 A	(-)	Washer, lock, 3/8" (20 used)
3	M 52 T	(-)	Quill (sub. for AM772T)
4	M 206 T	(-)	Shim, .002" (approx. 2 used) (packed 4 in a pkg.)
	M 207 T	(-)	Shim, .005" (approx. 2 used) (packed 4 in a pkg.)
	M 208 T	(-)	Shim, .010" (approx. 1 used) (packed 2 in a pkg.)
5	M 205 T	(-)	Ring, snap
6	JD 7259 R	(-)	Cup, bearing
7	JD 8121 T	(-)	Cone, bearing
8	M 204 T	(-)	Pinion, for 8-24, 9-24, and 10-24 tires (sub. for AM773T) (M, MI)
	M 1483 T	(45344-)	Pinion, for 11-26 and 12-26 tires (sub. for AM1533T) (M)
9	JD 7372 T	(-)	Cone, bearing (2 used)
10	JD 7262 R	(-)	Cup, bearing (2 used)
11	M 203 T	(-)	Shaft, final drive (sub. for AM774T)
12	AM 263 T	(-)	Seal, oil
13	14H 500 A	(-45244)	Nut, hex., 1-1/2" (M)
	14H 500 A	(-10455)	Nut, hex., 1-1/2" (MI)
	14H 416 A	(45245-)	Nut, hex., 1-1/4" (M)
	14H 416 A	(10456-)	Nut, hex., 1-1/4" (MI)
14	12H 320 A	(-45244)	Washer, lock, 1-1/2" (M)
	12H 320 A	(-10455)	Washer, lock, 1-1/2" (MI)
	24H 1175 A	(45245-)	Washer, plain, 1-9/32" x 2-3/8" x 1/4" (M)
	24H 1175 A	(10456-)	Washer, plain, 1-9/32" x 2-3/8" x 1/4" (MI)

FINAL DRIVE -- Continued
Models M and MI

Key	Part No.	Serial No.	Description
15	M 55 T	(-)	Quill (sub. for AM775T)
16	AM 268 T	(-)	Seal, oil (sub. for AM776T and AM2773T)
17	JD 7406 T	(-)	Cup, bearing
18	JD 7369 T	(-)	Cone, bearing
19	M 210 T	(-)	Spacer
20	M 209 T	(-45244)	Axle, stub (sub. for AM777T) (M)
	M 209 T	(-10455)	Axle, stub (sub. for AM777T) (MI)
	AM 1643 T	(45245-)	Axle, stub (used with M1549T wheel web) (M)
	AM 1643 T	(10456-)	Axle, stub (MI)
21	M 214 T	(-)	Gasket
22	M 51 T	(-)	Housing, final drive (sub. for AM778T) (M)
	M 1242 T	(-)	Housing, final drive (sub. for AM1279T) (MT)
23	15H 584 A	(-)	Plug, pipe, 1/2", sq. hd.
24	M 212 T	(-)	Washer
25	AM 1528 T	(-)	Lock and plate
26	M 1481 T	(43907-)	Plate, lock (M)
	M 1481 T	(10366-)	Plate, lock (MI)
27	12H 294 A	(-43906)	Washer, lock, 5/8" (M)
	12H 294 A	(-10365)	Washer, lock, 5/8" (MI)
28	19H 1756 A	(-)	Screw, cap, 5/8" x 1-1/2"
29	L 4381 T	(-)	Shim, .003" (approx. 2 used) (packed 2 in a pkg.)
	L 4382 T	(-)	Shim, .005" (approx. 2 used) (packed 2 in a pkg.)
	L 4383 T	(-)	Shim, .010" (approx. 1 used) (packed 2 in a pkg.)
30	M 54 T	(-)	Cover (sub. for AM779T)
31	M 1257 T	(-)	Cover (sub. for AM1281T) (MI)
32	19H 1813 A	(-)	Screw, cap, 5/16" x 5/8"
33	12H 303 A	(-)	Washer, lock, 5/16"
34	19H 1936 A	(-)	Screw, cap, 3/8" x 3/4" (10 used)
35	AM 266 T	(-)	Gear, final drive, for 8-24, 9-24, and 10-24 tires (sub. for M53T, M211T, and AM780T) (M, MI)
	AM 1563 T	(45344-)	Gear, final drive, for 11-26 and 12-26 tires (sub. for M53T, M1495T, and AM1570T) (M)
36	M 215 T	(-)	Gasket
37	AM 269 T	(-)	Pan, final drive (sub. for AM781T) (M)
	AM 1264 T	(-)	Pan, final drive (sub. for AM1280T) (MI)
38	15H 623 A	(-)	Plug, pipe, 3/8", sq. hd. (M, 1 used) (MI, 2 used)

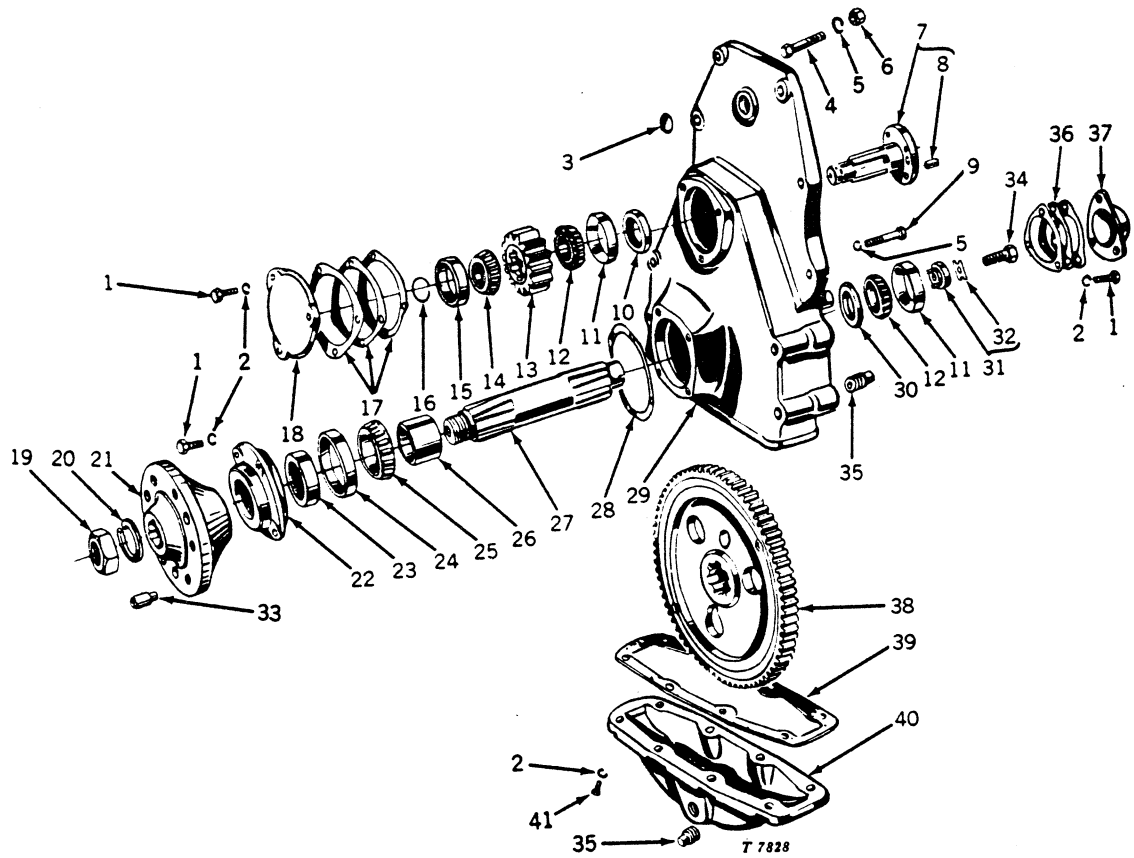
PLANTER DRIVE ATTACHMENT
Model M



Key	Part No.	Serial No.	Description
1	M 444 T	(-)	Screw, cap, special
2	24H 1368 A	(-)	Washer, plain, 21/32" x 1-5/16" x .090"
3	M 290 T	(-)	Quill (sub. for AM633T)
4	19H 1732 A	(-)	Screw, cap, 3/8" x 1-1/4" (3 used)
5	12H 304 A	(-)	Washer, lock, 3/8" (3 used)
6	AA 2296 R	(-)	Seal, oil
7	M 779 T	(-)	Shaft, planter drive (sub. for AM634T)
..	AM 574 T	(-)	PLANTER DRIVE ATTACHMENT

Capital letters indicate an attachment. Attachments must be listed on separate order from repair parts.

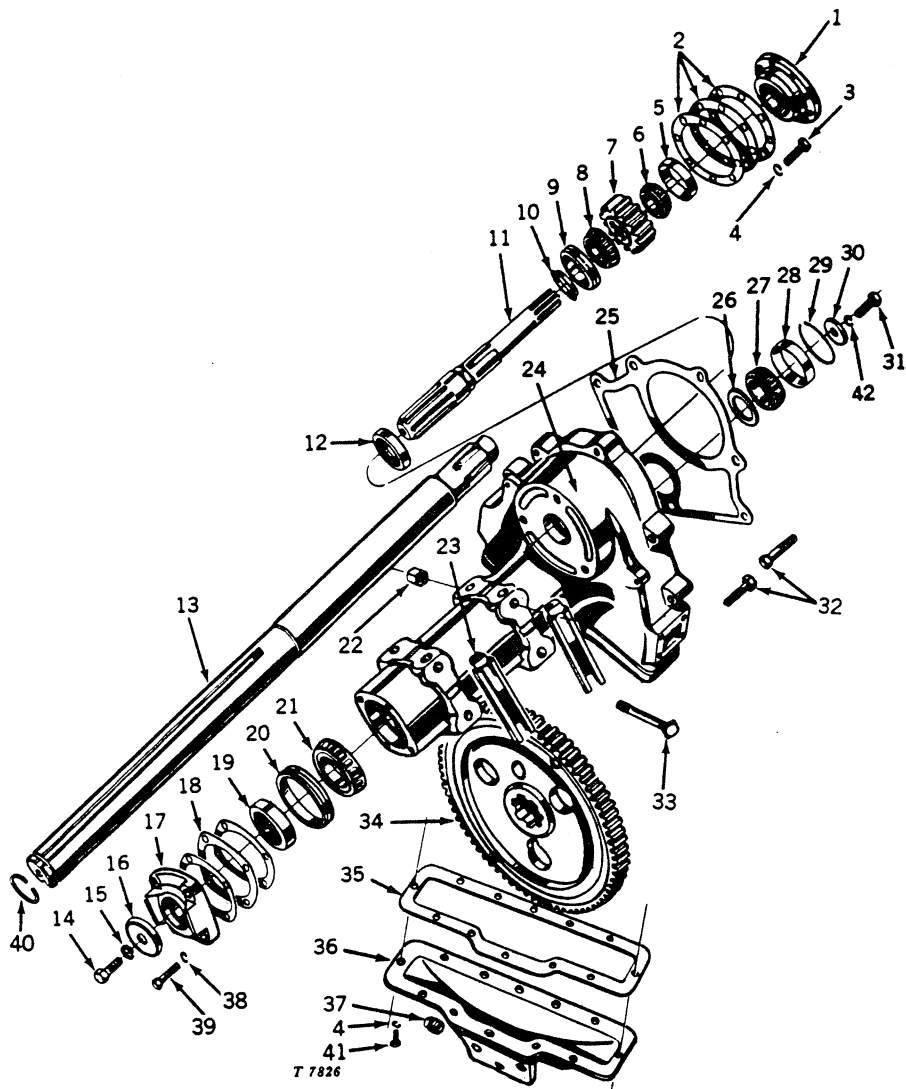
FINAL DRIVE
Model MC



FINAL DRIVE -- Continued
Model MC

Key	Part No.	Serial No.	Description
1	19H 1731 A	(-)	Screw, cap, 3/8" x 1" (10 used)
2	12H 304 A	(-)	Washer, lock, 3/8" (18 used)
3	30H 17 A	(-)	Plug, expansion, 1-1/4"
4	19H 1876 A	(-)	Screw, cap, 7/16" x 2-1/8" (6 used)
5	12H 293 A	(-)	Washer, lock, 7/16" (8 used)
6	14H 813 A	(-)	Nut, hex., 7/16" (6 used)
7	AM 910 T	(-13481)	Shaft, final drive, with dowel pin (sub. for M940T and AM1003T)
	AM 1478 T	(13482-)	Shaft, final drive, with two dowel pins (sub. for M1469T and AM1479T)
8	M 17 T	(-13481)	Pin, dowel
	M 4339 T	(13482-)	Pin, dowel (sub. for M1470T)
9	19H 1978 A	(-)	Screw, cap, 7/16" x 1-1/2" (2 used)
10	AM 263 T	(-)	Seal, oil
11	JD 7262 R	(-)	Cup, bearing (2 used)
12	JD 7372 T	(-)	Cone, bearing (2 used)
13	M 941 T	(-)	Pinion (sub. for AM1004T)
14	JD 8121 T	(-)	Cone, bearing
15	JD 7259 R	(-)	Cup, bearing
16	M 205 T	(-)	Ring, snap
17	M 942 T	(-)	Shim, .002" bearing quill (use quantity required) (packed 10 in a pkg.)
	M 943 T	(-)	Shim, .005" bearing quill (use quantity required) (packed 5 in a pkg.)
	M 944 T	(-)	Shim, .010" bearing quill (use quantity required) (packed 5 in a pkg.)
18	M 945 T	(-)	Quill (sub. for AM1005T)
19	14H 500 A	(-15150)	Nut, hex., 1-1/2"
	14H 416 A	(15151-)	Nut, hex., 1-1/4"
20	12H 320 A	(-15150)	Washer, lock, 1-1/2"
	24H 1175 A	(15151-)	Washer, plain, 1-9/32" x 2-3/8" x 1/4"
21	M 805 T	(-15150)	Hub (sub. for AM1040T)
	AM 1665 T	(15151-)	Hub (sub. for M1559T)
22	M 55 T	(-)	Quill (sub. for AM775T)
23	AM 2773 T	(-)	Seal, oil
24	JD 7406 T	(-)	Cup, bearing
25	JD 7369 T	(-)	Cone, bearing
26	M 210 T	(-)	Spacer
27	M 209 T	(-15150)	Shaft, axle (sub. for AM777T)
	AM 1643 T	(15151-)	Shaft, axle
28	M 214 T	(-)	Gasket
29	AM 909 T	(-)	Housing, final drive (sub. for M938T and AM1002T)
30	M 212 T	(-)	Washer
31	M 213 T	(-13691)	Sub. AM1528T
	AM 1528 T	(13692-)	Lock and plate
32	M 1481 T	(13691-)	Plate, lock
33	M 1579 T	(15151-)	Dowel (3 used)
34	19H 1756 A	(-)	Screw, cap, 5/8" x 1-1/2"
35	15H 584 A	(-)	Plug, pipe, 1/2" sq. hd. (2 used)
36	L 4381 T	(-)	Shim, .002" bearing cover (use quantity required) (packed 2 in a pkg.)
	L 4382 T	(-)	Shim, .005" bearing cover (use quantity required) (packed 2 in a pkg.)
	L 4383 T	(-)	Shim, .010" bearing cover (use quantity required) (packed 2 in a pkg.)
37	M 54 T	(-)	Cover (sub. for AM779T)
38	AM 266 T	(-)	Gear (sub. for M53T, M211T, and AM780T)
39	M 947 T	(-)	Gasket (packed 5 in a pkg.)
40	M 946 T	(-)	Pan, oil (sub. for AM1006T)
41	19H 1139 A	(-)	Screw, cap, 3/8" x 1-1/8" (8 used)

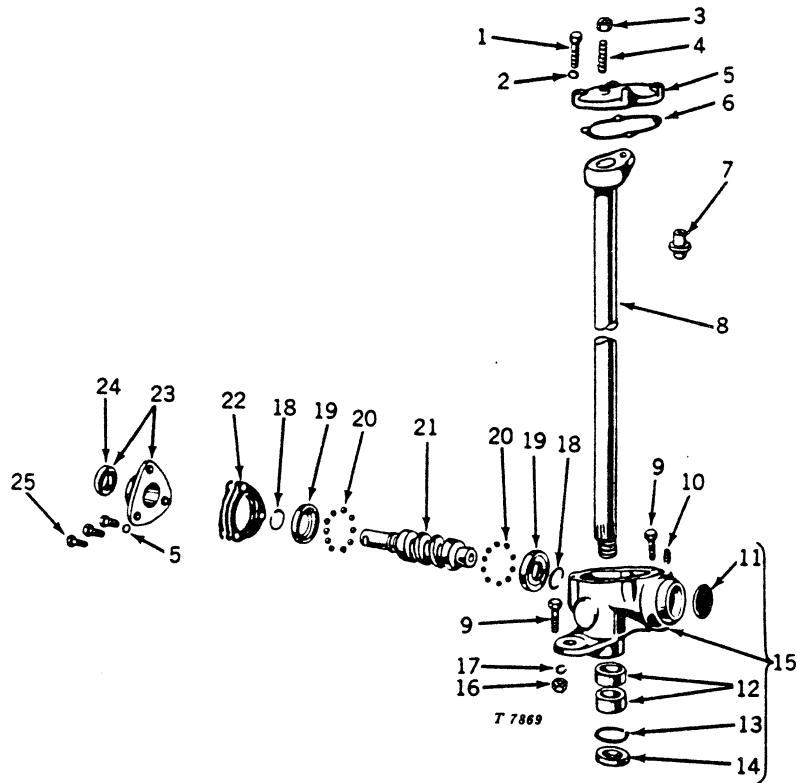
FINAL DRIVE
Model MT



FINAL DRIVE -- Continued
Model MT

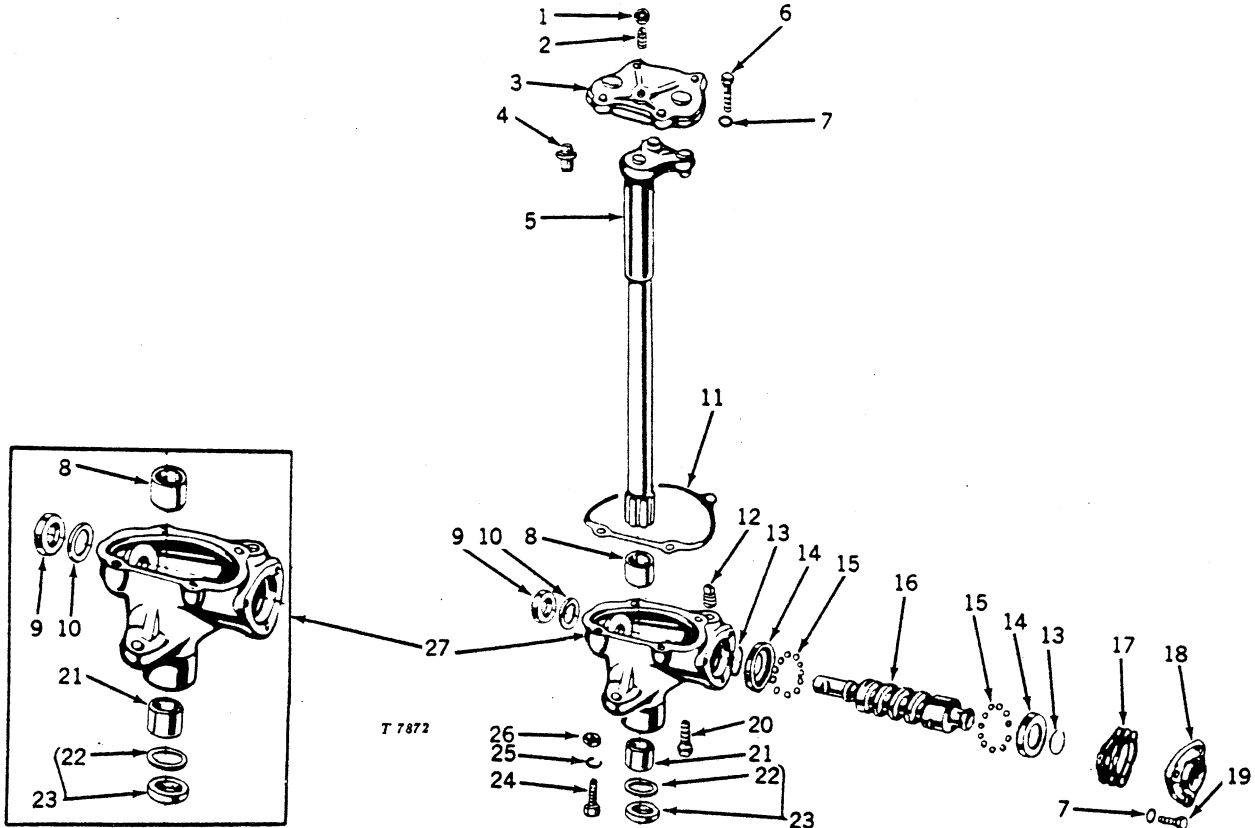
Key	Part No.	Serial No.	Description
1	M 997 T	(-)	Quill (sub. for AM969T)
2	M 994 T	(-)	Shim, bearing quill, .002" (use quantity required) (packed 4 in a pkg.)
	M 995 T	(-)	Shim, bearing quill, .005" (use quantity required) (packed 4 in a pkg.)
	M 996 T	(-)	Shim, bearing quill, .010" (use quantity required) (packed 4 in a pkg.)
3	19H 1905 A	(-)	Screw, cap, 5/16" x 1" (4 used)
4	12H 303 A	(-)	Washer, lock, 5/16" (16 used)
5	JD 7259 R	(-)	Cup, bearing
6	JD 8121 T	(-)	Cone, bearing
7	M 204 T	(-28432)	Pinion (sub. for AM773T)
	M 1483 T	(28433-)	Pinion (sub. for AM1533T)
8	JD 7372 T	(-)	Cone, bearing
9	JD 7262 R	(-)	Cup, bearing
10	M 993 T	(-)	Slinger, oil
11	M 992 T	(-)	Shaft, final drive (sub. for AM968T)
12	AM 878 T	(-)	Seal, oil
13	M 4097 T	(-)	Shaft, rear axle, long (double keyway) (sub. for M2646T and AM971T)
	M 1516 T	(29242-)	Shaft, rear axle, short (double keyway) (sub. for M2647T and AM1602T)
14	19H 1833 A	(-28604)	Screw, cap, 5/8" x 1-1/4"
15	12H 294 A	(-28604)	Washer, lock, 5/8"
16	M 1012 T	(-28604)	Shield
17	M 1001 T	(-)	Quill (sub. for AM972T)
18	M 1002 T	(-)	Shim, oil seal quill, .002" (use quantity required) (packed 4 in a pkg.)
	M 1003 T	(-)	Shim, oil seal quill, .005" (use quantity required) (packed 4 in a pkg.)
	M 1004 T	(-)	Shim, oil seal quill, .010" (use quantity required) (packed 4 in a pkg.)
19	AM 939 T	(-)	Seal, oil (sub. for AM973T and AM2775T)
20	JD 7272 R	(10001-25916)	Cup
	JD 8315 T	(25917-)	Cup, bearing
21	JD 8146 T	(10001-25916)	Cone, bearing
	JD 7589 T	(25917-)	Cone, bearing
22	A 1892 R	(-)	Nut, hex., special (4 used) (packed 25 in a pkg.)
23	M 1010 T	(-)	Clip (2 used) (sub. for AM975T)
24	M 991 T	(-)	Housing, final drive (sub. for AM967T)
25	M 1013 T	(-)	Gasket
26	M 1005 T	(-)	Washer
27	JD 7395 R	(10001-25916)	Cone, bearing
	JD 7590 T	(25917-)	Cone, bearing
28	JD 7418 R	(10001-25916)	Cup, bearing
	JD 8314 T	(25917-)	Cup, bearing
29	M 1007 T	(-)	Ring, snap
30	M 1006 T	(-)	Washer
31	19H 1756 A	(-)	Screw, cap, 5/8" x 1-1/2"
32	M 1042 T	(-)	Screw, cap, special (7 used)
33	M 1011 T	(-)	Bolt, special (4 used)
34	AM 936 T	(-28432)	Gear, final drive (sub. for AM970T)
	AM 1532 T	(28433-)	Gear, final drive (sub. for AM1534T)
35	M 1009 T	(-)	Gasket
36	M 1008 T	(-)	Pan, oil (sub. for AM974T)
37	15H 584 A	(-)	Plug, pipe, 1/2" (2 used)
38	12H 293 A	(-)	Washer, lock, 7/16" (4 used)
39	19H 1978 A	(-)	Screw, cap, 7/16" x 1-1/2" (4 used)
40	M 1515 T	(28605-)	Ring, snap
41	19H 1905 A	(-)	Screw, cap, 5/16" x 1" (12 used)
42	12H 294 A	(-)	Washer, lock, 5/8"

STEERING GEAR
Model M and MI



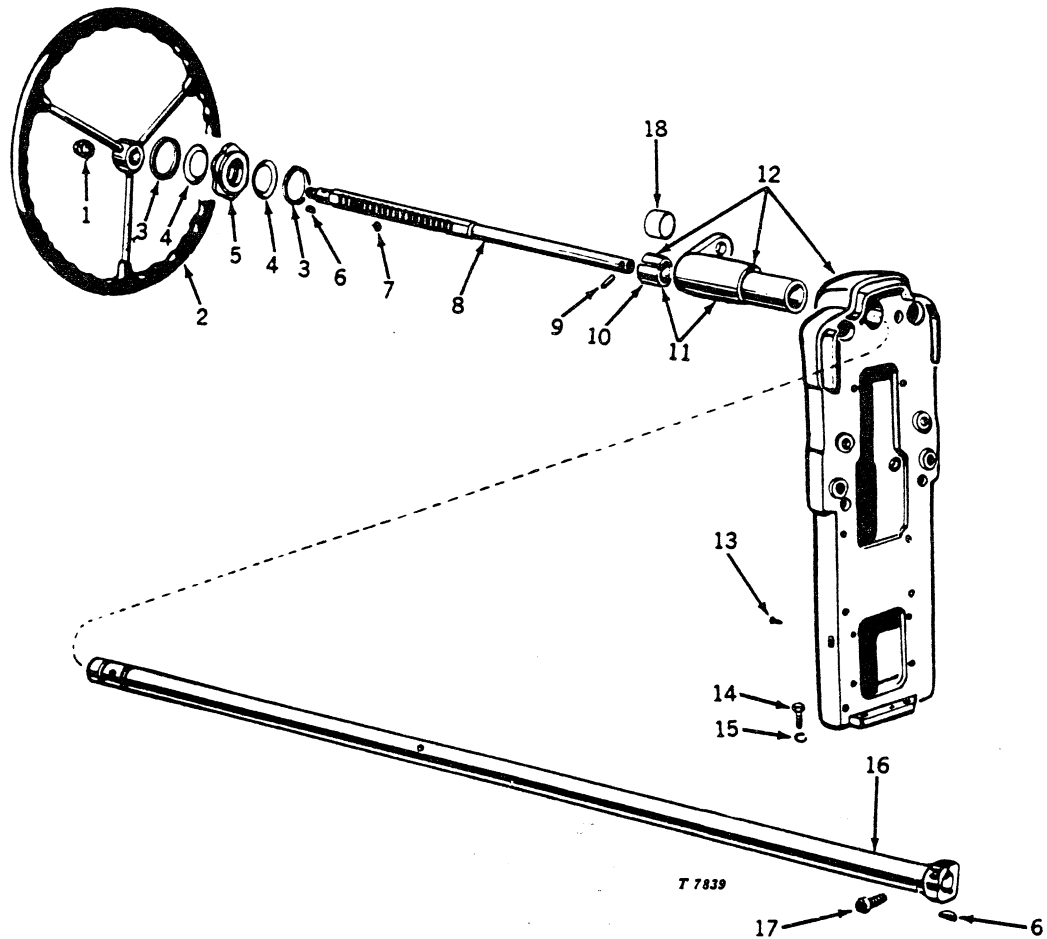
Key	Part No.	Serial No.	Description
1	M 735 T	(-)	Screw, cap (4 used)
2	M 728 T	(-47193)	Washer, copper (7 used) (M)
	M 728 T	(-10711)	Washer, copper (7 used) (MI)
3	14H 469 A	(-)	Nut, hex. jam, 7/16"
4	M 714 T	(-)	Screw, adjusting
5	M 715 T	(-)	Cover
6	M 716 T	(-)	Gasket
7	AM 1515 T	(-)	Stud, lever shaft (packed 2 in a pkg.)
8	AM 2574 T	(-)	Shaft, steering (sub. for AM819T)
9	19H 1732 A	(-)	Screw, cap, 3/8" x 1-1/4" (2 used)
10	15H 604 A	(-)	Plug, pipe, 1/4", sq. hd.
11	30H 17 A	(-)	Plug, expansion, 1-1/4"
12	M 724 T	(-)	Bushing, upper (2 used)
13	M 725 T	(-)	Sub. AM509T
14	AM 509 T	(-)	Seal, upper oil, with cork washer (sub. for AM798T)
15	AM 508 T	(-)	Housing, steering gear, with bushings, oil seal and expansion plug (sub. for AM794T)
16	14H 812 A	(-)	Nut, hex., 3/8" (2 used)
17	12H 304 A	(-)	Washer, lock, 3/8" (2 used)
18	M 717 T	(-)	Ring, snap (2 used)
19	M 718 T	(-)	Race, ball bearing (2 used)
20	R 26552 R	(-)	Ball (20 used) (sub. for M719T)
21	M 736 T	(-)	Worm, steering gear (sub. for AM820T)
22	M 720 T	(-)	Shim, .002" (approx. 2 used) (packed 5 in a pkg.)
	M 721 T	(-)	Shim, .003" (approx. 2 used) (packed 5 in a pkg.)
	M 722 T	(-)	Shim, .010" (approx. 1 used) (packed 3 in a pkg.)
23	AM 795 T	(-)	Cover, rear, with oil seal
24	AM 796 T	(-)	Seal, oil
25	M 723 T	(-)	Screw, cap (3 used)

STEERING GEAR
Model MT



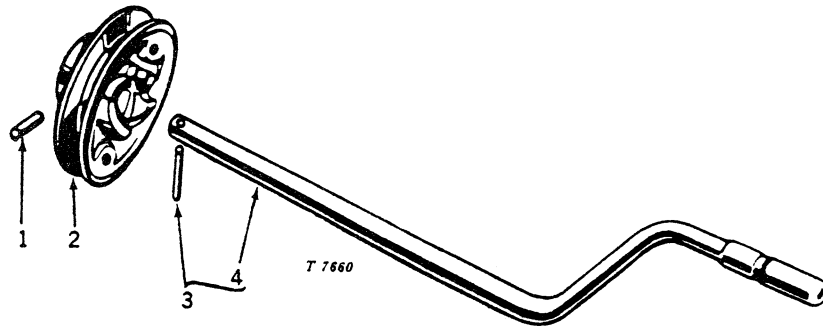
Key	Part No.	Serial No.	Description
1	14H 469 A	(-)	Nut, hex. jam, 7/16"
2	M 937 T	(-)	Screw, special
3	M 936 T	(-)	Cover, top
4	AM 1514 T	(-)	Stud, steering shaft (2 used) (packed 2 in a pkg.)
5	AM 2381 T	(-)	Shaft, steering, with studs and steering worm kit (sub. for AM1027T)
6	M 735 T	(-)	Screw, cap, special (4 used)
7	M 728 T	(-37411)	Washer, copper (7 used)
8	P 44271 H	(-)	Bushing (sub. for M928T)
9	AM 796 T	(-)	Seal, oil
10	M 930 T	(-)	Washer, backing
11	M 935 T	(-)	Gasket
12	15H 604 A	(-)	Plug, pipe, 1/4", sq. hd.
13	M 933 T	(-)	Ring, snap (2 used)
14	M 932 T	(-)	Cup (2 used)
15	R 26552 R	(-)	Ball (22 used) (sub. for M719T)
16	AM 2381 T	(-)	Worm, steering, and vertical shaft with studs kit (sub. for AM1028T)
17	M 720 T	(-)	Shim, .002" (use quantity required) (packed 5 in a pkg.)
	M 721 T	(-)	Shim, .003" (use quantity required) (packed 5 in a pkg.)
	M 722 T	(-)	Shim, .010" (use quantity required) (packed 3 in a pkg.)
18	AM 3669 T	(-)	Cover, with washers and cap screws (sub. for M934T)
19	M 723 T	(-)	Screw, cap, special (3 used)
	19H 2127 A	(-)	Screw, cap, 5/16" x 7/8" (3 used) (used when AM3669T cover has been installed as a replacement part)
20	JD 19 R	(-)	Bolt (packed 20 in a pkg.)
21	P 44271 H	(-)	Bushing, lower (sub. for M929T)
22	M 977 T	(-)	Sub. AM906T
23	AM 906 T	(-)	Seal, oil, with cork washer
24	19H 1732 A	(-)	Screw, cap, 3/8" x 1-1/4"
25	12H 304 A	(-)	Washer, lock, 3/8"
26	14H 812 A	(-)	Nut, hex., 3/8"
27	AM 3159 T	(-)	Housing, steering gear, with bushings, oil seal and backing washers (sub. for AM1026T)

INSTRUMENT PANEL AND STEERING SHAFT



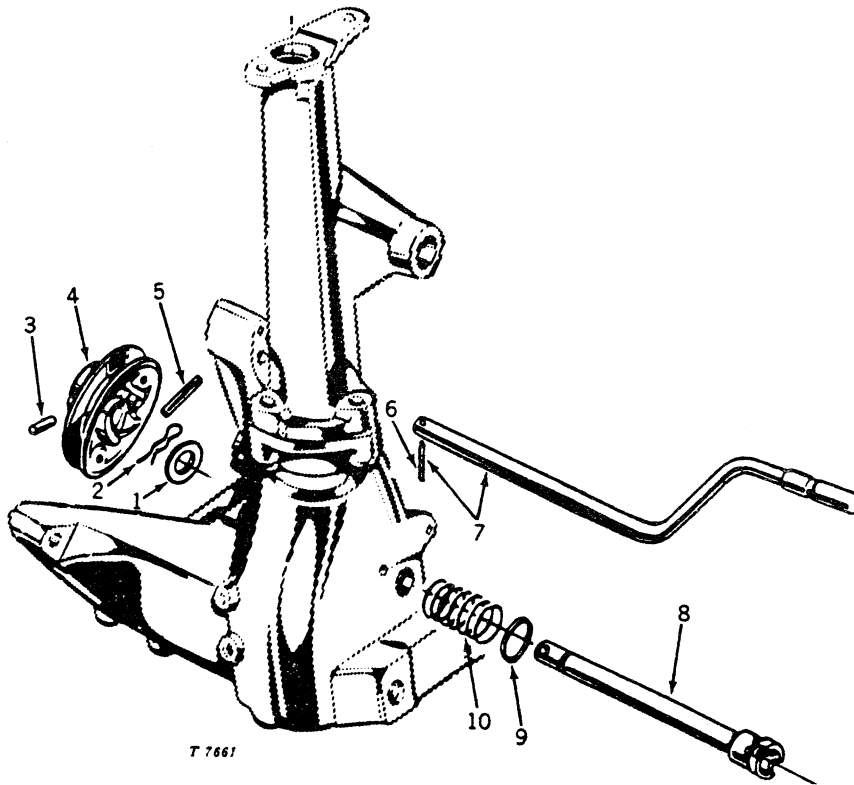
Key	Part No.	Serial No.	Description
1	AL 2315 T	(-)	Nut, special (M, MI, MT)
2	AL 2180 T	(-)	Wheel, steering (M, MI, MT)
3	M 593 T	(-)	Ring, snap (2 used) (M, MI, MT)
4	M 592 T	(-)	Washer, spring (2 used) (M, MI, MT)
5	AM 439 T	(-)	Knob, lock (sub. for AM801T) (M, MI, MT)
6	26H 77 A	(-)	Key, Woodruff, 3/16" x 3/4" (2 used) (M, MI, MT)
7	405 R	(-)	Ball (sub. for L467T) (M, MI, MT)
8	M 589 T	(-)	Shaft, steering (sub. for AM802T) (M, MI, MT)
9	25H 95 A	(-)	Pin, groov-, 1/4" x 7/8" (M, MI, MT)
10	M 301 T	(-)	Bushing (M, MI, MT)
11	AM 803 T	(-)	Support, with bushing (M, MI, MT)
	M 252 T	(-)	Support (MC)
12	AM 309 T	(-)	Panel, instrument (M294T), with support and bushing (sub. for AM324T) (M, MI, MT)
	AM 1065 T	(-)	Panel, instrument (M294T), with support and plug (sub. for AM1093T) (MC)
13	L 1143 T	(-)	Screw, drive, serial number plate, No. 4 x 1/4" (4 used)
14	19H 1732 A	(-)	Screw, cap, 3/8" x 1-1/4" (3 used)
15	12H 304 A	(-)	Washer, lock, 3/8" (3 used)
16	AM 438 T	(-)	Tube, steering (sub. for AM804T) (M, MI, MT)
17	M 594 T	(-)	Screw, cap, 1/4" x 1-1/8" (packed 5 in a pkg.) (M, MI, MT)
18	A 3142 R	(-)	Plug (MC)

STARTING CRANK ASSEMBLY
Model M, MC, and MI



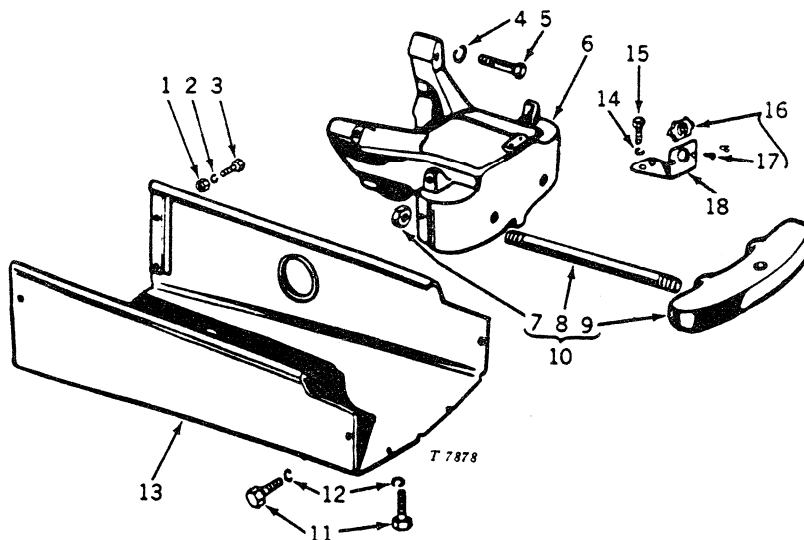
Key	Part No.	Serial No.	Description
1	25H 125 A	(-)	Pin, groov-, 5/16" x 1-3/4"
2	AM 360 T	(-)	Pulley, fan drive (sub. for AM630T)
3	M 1437 T	(-)	Pin (sub. for L344T)
4	AM 223 T	(-)	Crank, starting, complete (sub. for AM629T)

STARTING CRANK ASSEMBLY
Model MT



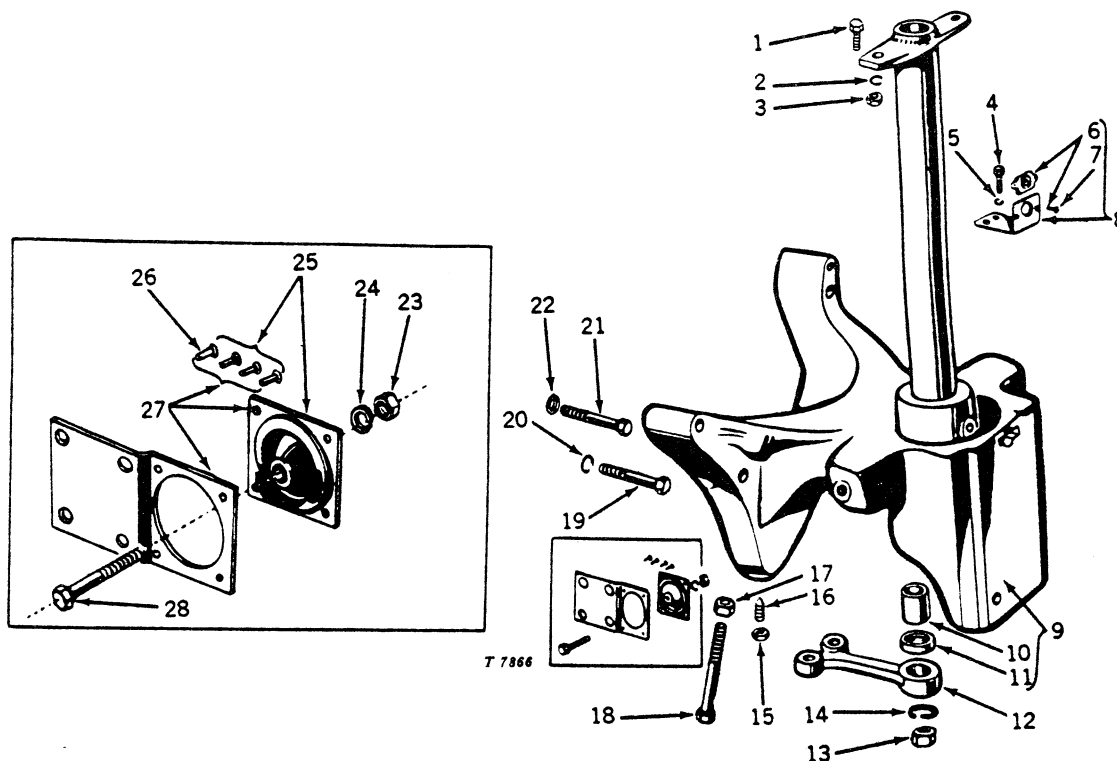
Key	Part No.	Serial No.	Description
1	24H 1392 A	(-)	Washer, plain, 25/32" x 1-3/8" x .120"
2	L 4416 T	(-)	Cotter, hair pin
3	25H 125 A	(-)	Pin, groov-, 5/16" x 1-3/4"
4	AM 360 T	(-)	Pulley, fan drive (sub. for AM630T)
5	M 1164 T	(-)	Pin
6	M 1437 T	(-)	Pin, starting crank (sub. for L344T)
7	AM 1126 T	(-)	Crank, starting, complete
8	AM 3149 T	(-)	Shaft, starting crank (sub. for AM945T)
9	M 847 T	(-)	Washer, front
10	M 848 T	(-)	Spring

FRONT END SUPPORT AND SOD PAN
Model MC



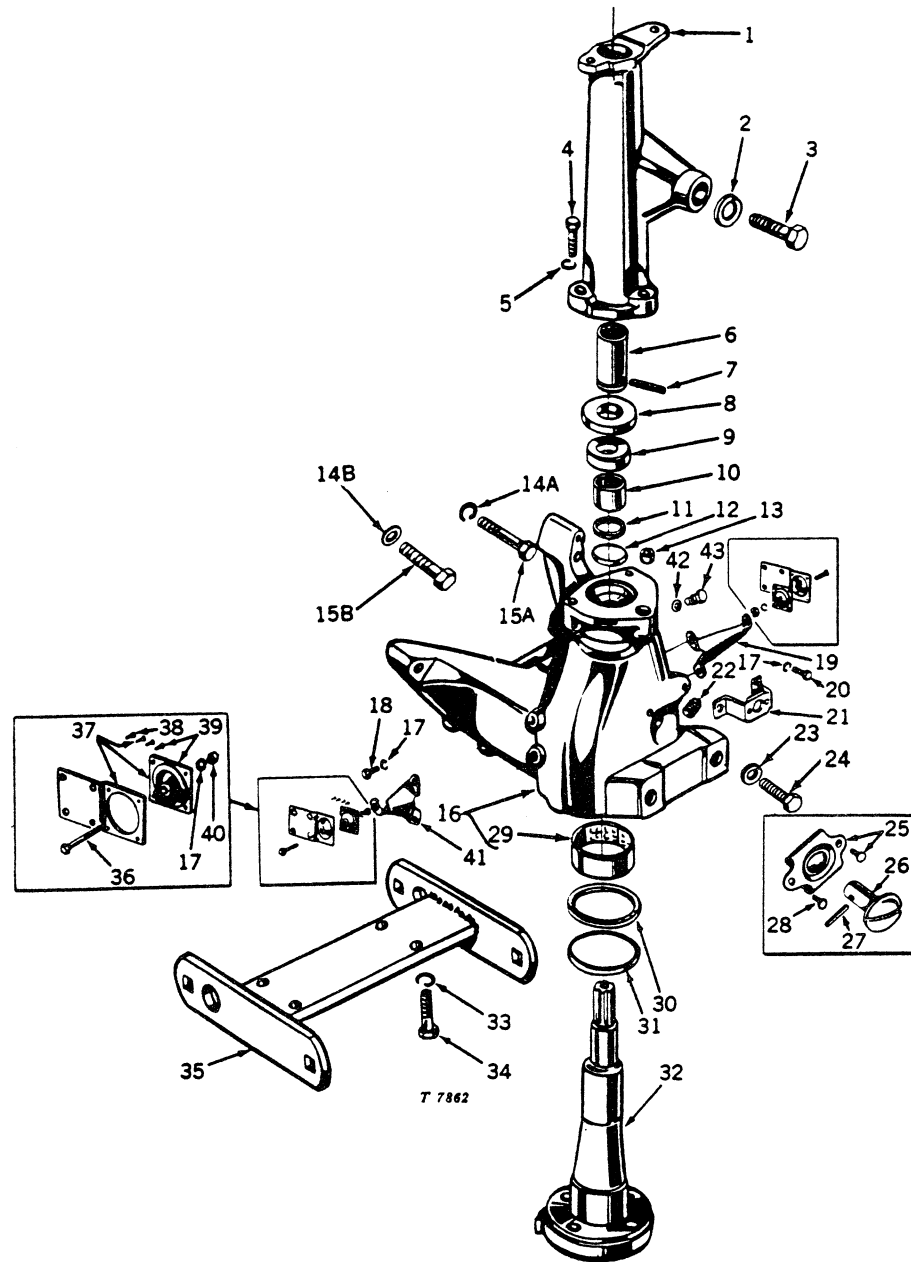
Key	Part No.	Serial No.	Description
1	14H 813 A	(-)	Nut, hex., 7/16" (2 used)
2	12H 293 A	(-)	Washer, lock, 7/16" (2 used)
3	3H 1574 A	(-)	Bolt, cge., 7/16" x 1-1/2" (2 used)
4	12H 317 A	(-)	Washer, lock, 9/16" (4 used)
5	M 434 T	(-)	Screw, cap (4 used)
6	M 1018 T	(-)	Support, radiator (sub. for AM1013T)
7	14H 836 A	(-)	Nut, hex., 7/8" (2 used)
8	M 1024 T	(-)	Rod, bumper (2 used)
9	M 1023 T	(-)	Bumper, front
10	AM 956 T	(-)	BUMPER ATTACHMENT
11	19H 1936 A	(-)	Screw, cap, 3/8" x 3/4" (4 used)
12	12H 304 A	(-)	Washer, lock, 3/8" (4 used)
13	AM 3361 T	(-)	Pan, sod (sub. for AM1014T)
14	12H 303 A	(-)	Washer, lock, 5/16" (2 used)
15	19H 1813 A	(-)	Screw, cap, 5/16" x 5/8" (2 used)
16	AM 635 T	(-)	Receptacle, with rivets, rigid
17	16H 87 A	(-)	Rivet, 1/8" x 1/4" (2 used)
18	AM 314 T	(-)	Bracket, grille mounting, with receptacle

Capital letters indicate an attachment. Attachments must be listed on separate order from repair parts.

FRONT END SUPPORT ASSEMBLY
Model M and MI

Key	Part No.	Serial No.	Description
1	19H 1732 A	(-)	Screw, cap, 3/8" x 1-1/4" (2 used)
2	12H 304 A	(-)	Washer, lock, 3/8" (2 used)
3	14H 812 A	(-)	Nut, hex., 3/8" (2 used)
4	19H 1813 A	(-)	Screw, cap, 5/16" x 5/8" (2 used)
5	12H 303 A	(-)	Washer, lock, 5/16" (2 used)
6	AM 635 T	(-)	Receptacle, fastener, with rivets
7	16H 87 A	(-)	Rivet, 1/8" x 1/4" (2 used)
8	AM 314 T	(-)	Bracket, front grille, with receptacle
9	AM 799 T	(-48516)	Support (M287T), front end, with vertical pipe, bushing, and oil seal (M)
	AM 799 T	(-10703)	Support (M287T), front end, with vertical pipe, bushing, and oil seal (MI)
	AM 1703 T	(48517-)	Support (M1611T), front end, with vertical pipe, bushing, and oil seal (M)
	AM 1703 T	(10704-)	Support (M1611T), front end, with vertical pipe, bushing, and oil seal (MI)
10	M 421 T	(-)	Bushing, lower
11	AM 381 T	(-)	Seal, oil, lower
12	M 435 T	(-)	Arm, center steering (sub. for AM800T)
13	M 726 T	(-)	Nut, lever shaft
14	12H 236 A	(-)	Washer, lock, 3/4"
15	14H 826 A	(48517-)	Nut, hex. jam, 1/2" (M)
	14H 826 A	(10704-)	Nut, hex. jam, 1/2" (MI)
16	22H 692 A	(48517-)	Screw, set, 1/2" x 1-1/2" (M)
	22H 692 A	(10704-)	Screw, set, 1/2" x 1-1/2" (MI)
17	14H 760 A	(-)	Nut, hex., 5/8"
18	19H 1890 A	(-)	Screw, cap, 5/8" x 2-3/4"
19	M 434 T	(-)	Screw, cap, special (3 used)
20	12H 317 A	(-)	Washer, lock, 9/16", lower screws (2 used)
21	M 434 T	(-48516)	Screw, cap, special, upper left hand hole (M)
	M 434 T	(-10703)	Screw, cap, special, upper left hand hole (MI)
	M 285 T	(48517-)	Screw, cap, special, upper left hand hole (packed 5 in a pkg.) (M)
	M 285 T	(10704-)	Screw, cap, special, upper left hand hole (packed 5 in a pkg.) (MI)
22	12H 317 A	(-48516)	Washer, lock, 9/16", upper screws (2 used) (M)
	12H 317 A	(-10703)	Washer, lock, 9/16", upper screws (2 used) (MI)
	M 3244 T	(48517-)	Washer, plain, special, upper screws (2 used) (packed 4 in a pkg.) (M)
	M 3244 T	(10704-)	Washer, plain, special, upper screws (2 used) (packed 4 in a pkg.) (MI)
23	14H 786 A	(-)	Nut, hex., 1/4" (2 used)
24	12H 302 A	(-)	Washer, lock, 1/4" (2 used)
25	AM 640 T	(-)	Cushion, radiator, with rivets (2 used)
26	16H 173 A	(-)	Rivet, 5/32" x 3/8" (8 used)
27	AM 298 T	(-)	Bracket, radiator, lower, with cushion (2 used)
28	19H 1898 A	(-)	Screw, cap, 1/4" x 1-1/2" (2 used)

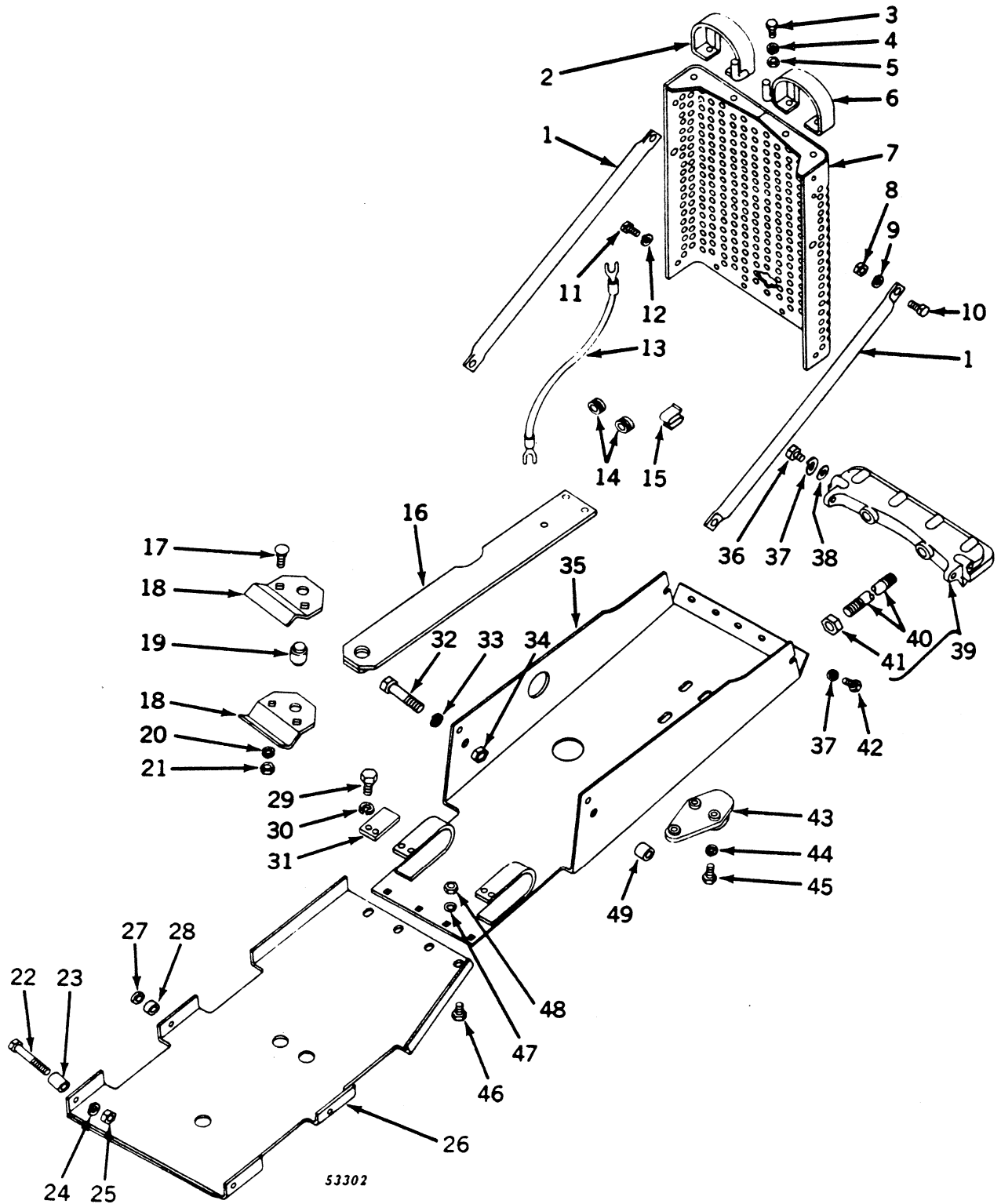
FRONT END SUPPORT AND UPPER SPINDLE
Model MT



FRONT END SUPPORT AND UPPER SPINDLE -- Continued
Model MT

Key	Part No.	Serial No.	Description
1	M 849 T	(-)	Support, steering gear (sub. for AM946T)
2	12H 236 A	(-)	Washer, lock, 3/4"
3	19H 1768 A	(-)	Screw, cap, 3/4" x 2"
4	19H 1899 A	(-)	Screw, cap, 7/16" x 2" (3 used)
5	12H 293 A	(-)	Washer, lock, 7/16" (3 used)
6	M 844 T	(-)	Coupling (sub. for AM944T)
7	25H 1160 A	(-)	Pin, groov-, 1/4" x 1-5/8"
8	M 4377 T	(-)	Washer, thrust bearing (sub. for M842T)
9	JD 8404 T	(-)	Bearing, thrust
10	JD 8820 T	(-)	Bearing, needle (sub. for AM623T)
11	M 431 T	(-)	Seal
12	M 550 T	(-)	Retainer
13	M 827 T	(-)	Dowel, hollow
14A	12H 317 A	(-)	Washer, lock, 9/16" (4 used) (after Serial No. 33816, 2 used)
14B	M 3244 T	(33816-)	Washer, plain, upper left and right screws (2 used) (packed 4 in a pkg.)
15A	M 434 T	(-)	Screw, cap, special (4 used) (after Serial No. 33816, 3 used)
15B	M 285 T	(33816-)	Screw, cap, special, upper left hole (1 used) (packed 5 in a pkg.)
16	AM 1773 T	(-)	Support, front end, with bushing (sub. for AM941T)
17	12H 302 A	(-)	Washer, lock, 1/4" (8 used)
18	19H 1919 A	(-)	Screw, cap, 1/4" x 5/8" (4 used)
19	M 857 T	(-)	Bracket, radiator lower left mounting (sub. for AM923T)
20	19H 1948 A	(-)	Screw, cap, 1/4" x 3/4" (2 used)
21	AM 917 T	(-)	Bracket, grille (sub. for AM964T)
22	15H 623 A	(-)	Plug, pipe, 3/8", sq. hd.
23	12H 294 A	(-)	Washer, lock, 5/8" (2 used)
24	19H 1756 A	(-)	Screw, cap, 5/8" x 1-1/2" (2 used)
25	AM 635 T	(-)	Receptacle, rigid, with rivets (9 used)
	AM 636 T	(-)	Receptacle, floating, with rivets (3 used)
26	M 315 T	(-)	Stud (9 used) (packed 2 in a pkg.)
	M 322 T	(-)	Stud, fastener, long (2 used) (packed 2 in a pkg.)
27	M 316 T	(-)	Pin, cross stud (12 used) (packed 2 in a pkg.)
28	16H 87 A	(-)	Rivet, 1/8" x 1/4" (24 used)
29	T 12727 T	(-)	Bushing (sub. for AM942T)
30	M 840 T	(-)	Seal, lower, upper spindle
31	M 841 T	(-)	Retainer, upper spindle lower seal
32	M 843 T	(-)	Spindle, upper (sub. for AM943T)
33	12H 301 A	(-)	Washer, lock, 1/2" (4 used)
34	19H 1721 A	(-)	Screw, cap, 1/2" x 1-1/2" (4 used)
35	AM 1182 T	(-)	Support, implement mounting
36	19H 1791 A	(-)	Screw, cap, 1/4" x 1-1/4" (2 used)
37	AM 298 T	(-)	Mounting, lower, radiator, with cushion (2 used)
38	16H 173 A	(-)	Rivet, 5/32" x 3/8" (4 used each mounting) (16 used)
39	AM 640 T	(-)	Cushion, mounting, with rivets (2 used)
40	14H 786 A	(-)	Nut, hex., 1/4" (2 used)
41	M 856 T	(-)	Bracket, radiator lower right mounting (sub. for AM922T)
42	T 12729 T	(-)	Washer, copper
43	T 12732 T	(-)	Plug, screw

GRILLE GUARD, LIGHT GUARD, AND BOTTOM GUARD ATTACHMENTS Model MC

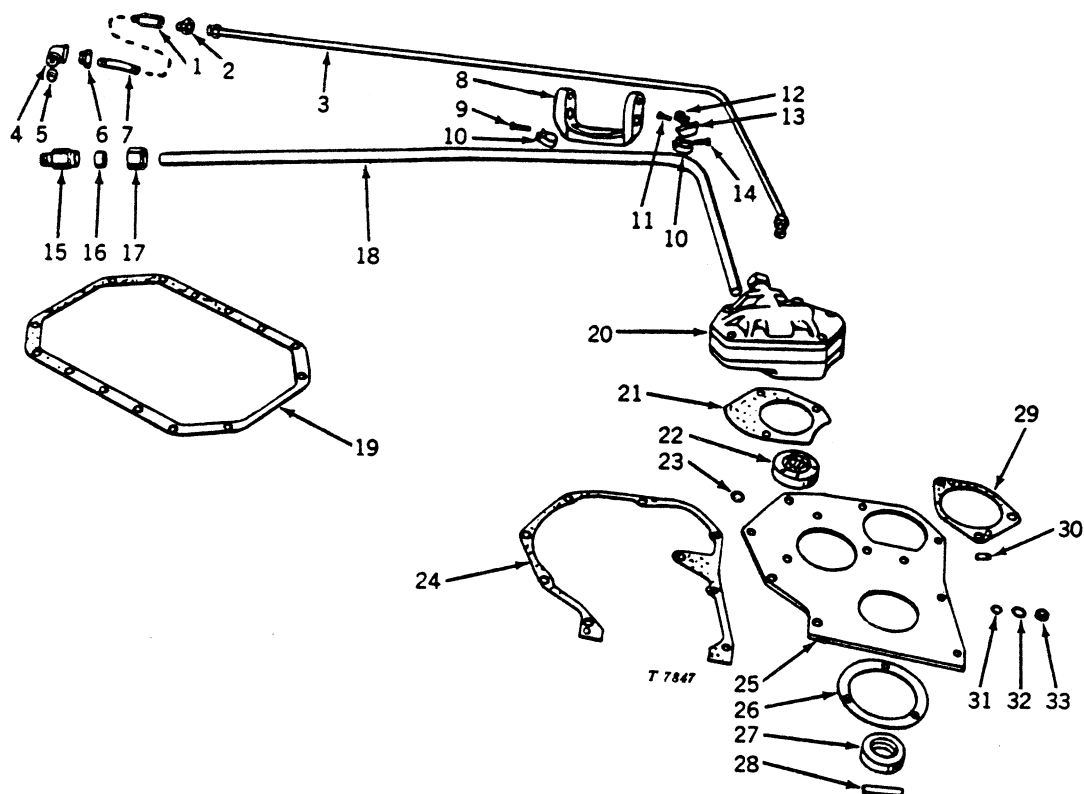


GRILLE GUARD, LIGHT GUARD, AND BOTTOM GUARD ATTACHMENTS -- Continued
Model MC

Key	Part No.	Serial No.	Description
1	M 2314 T	(-)	Brace (2 used)
2	AM 2097 T	(-)	Guard, light, left
3	19H 1792 A	(-)	Screw, cap, 1/2" x 1" (4 used)
4	12H 301 A	(-)	Washer, lock, 1/2" (4 used)
5	14H 809 A	(-)	Nut, hex., 1/2" (4 used)
6	AM 2098 T	(-)	Guard, light, right
7	AM 2096 T	(-)	Guard, grille
8	14H 760 A	(-)	Nut, hex., 5/8" (2 used)
9	12H 294 A	(-)	Washer, lock, 5/8" (2 used)
10	19H 1756 A	(-)	Screw, cap, 5/8" x 1-1/2" (2 used)
11	19H 1773 A	(-)	Screw, cap, 7/16" x 1-1/8" (6 used)
12	12H 293 A	(-)	Washer, lock, 7/16" (6 used)
13	AM 2099 T	(-)	Lead, left front light
14	M 1895 T	(-)	Grommet, light leads in grille (2 used) (packed 2 in a pkg.)
15	M 633 T	(-)	Clip, wiring
16	AM 2101 T	(-)	Drawbar assembly, front
17	3H 1407 A	(-)	Bolt, cge., 5/8" x 2-1/2" (2 used)
18	TE 259 YT	(-)	Plate, drawbar clevis (2 used)
19	TE 436 YT	(-)	Pin, drawbar pivot
20	12H 294 A	(-)	Washer, lock, 5/8" (2 used)
21	14H 760 A	(-)	Nut, hex., 5/8" (2 used)
22	19H 1739 A	(-)	Screw, cap, 1/2" x 4-1/2" (4 used)
23	M 2323 T	(-)	Dowel, rear (2 used)
24	L 139 T	(-)	Washer, plain (4 used)
25	14H 809 A	(-)	Nut, hex., 1/2" (4 used)
26	M 2321 T	(-)	Plate, rear bottom
27	M 2497 T	(-)	Spacer (2 used)
28	M 2322 T	(-)	Dowel, front (2 used)
29	19H 2127 A	(-)	Screw, cap, 5/16" x 7/8" (4 used)
30	12H 303 A	(-)	Washer, lock, 5/16" (4 used)
31	M 2498 T	(-)	Spacer (2 used)
32	19H 2055 A	(-)	Screw, cap, 7/16" x 2-1/4" (2 used)
33	12H 293 A	(-)	Washer, lock, 7/16" (2 used)
34	14H 813 A	(-)	Nut, hex., 7/16" (2 used)
35	AM 3469 T	(-)	Plate, front bottom (sub. for AM2100T) (also order two M3796T)
36	19H 1821 A	(-)	Screw, cap, 7/16" x 1-1/4" (2 used)
37	12H 293 A	(-)	Washer, lock, 7/16" (7 used)
38	24H 1325 A	(-)	Washer, plain, 15/32" x 59/64" x .060" (2 used)
39	AM 2094 T	(-)	BUMPER ATTACHMENT (M2189T)
40	M 1024 T	(-)	Rod, tension (2 used)
41	14H 836 A	(-)	Nut, hex., 7/8" (2 used)
42	19H 1773 A	(-)	Screw, cap, 7/16" x 1-1/8" (5 used)
43	M 2268 T	(-)	Hitch, front
44	12H 294 A	(-)	Washer, lock, 5/8" (3 used)
45	19H 1708 A	(-)	Screw, cap, 5/8" x 1-3/4" (3 used)
46	TE 24 YT	(-)	Bolt, 5/8" x 1-7/16" (4 used)
47	M 495 T	(-)	Washer, plain, special (4 used)
48	9027 YT	(-)	Nut, hex., special (4 used)
49	M 3796 T	(-)	Spacer (2 used) (used only when AM3469T has been installed)
..	AM 2092 T	(-)	GRILLE GUARD ATTACHMENT
..	AM 2093 T	(-)	LIGHT GUARD ATTACHMENT

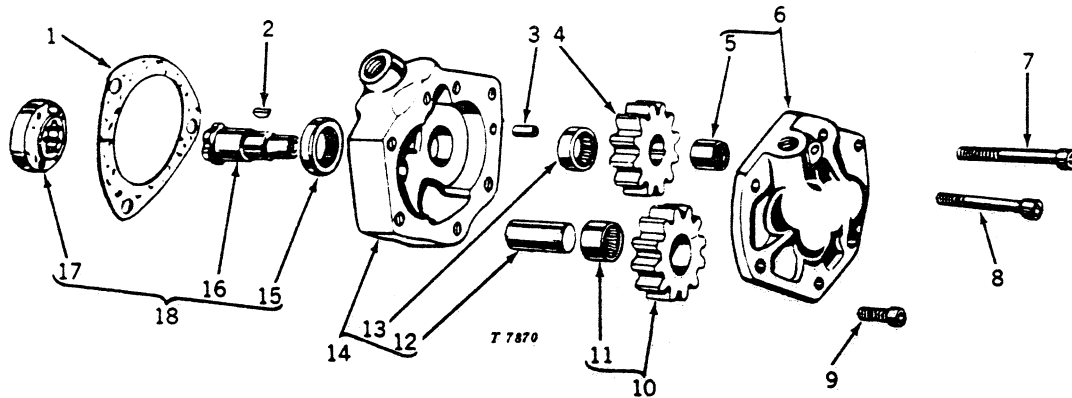
Capital letters indicate an attachment. Attachments must be listed on separate order from repair parts.

AM1603T THREE-PIECE HYDRAULIC PUMP CONVERSION KIT
Model M



Key	Part No.	Serial No.	Description
1	M 1575 T	(-32883)	Extension, pump front outlet line to instrument panel
2	M 1556 T	(-32883)	Connector, pump front outlet line to extension
3	AM 1448 T	(-32883)	Line, pump front outlet, with 2 nuts
4	15H 409 A	(-32883)	Elbow, pump rear outlet line to valve housing, 1/2" x 1/4" - 90°
5	29H 598 A	(-32883)	Nipple, pump rear outlet line elbow to valve housing, 1/4" x 7/8"
6	15H 625 A	(-32883)	Bushing, pipe, outside hex., 1/2" x 1/4"
7	M 1073 T	(-32883)	Nipple, pump rear outlet line to instrument panel
8	T 10906 T	(-32883)	Bracket, governor control rod (sub. for M1061T and AM492T)
9	M 567 T	(-32883)	Screw, No. 10 x 1-1/4"
10	AM 1120 T	(-32883)	Clamp, pump front inlet line to governor control rod bracket and tube clamp bracket (2 used)
11	M 1151 T	(-32883)	Screw, No. 8 x 7/8"
12	AM 1119 T	(-32883)	Clamp, pump front outlet line to tube clamp bracket
13	M 2193 T	(-32883)	Bracket, tube clamp (sub. for M691T)
14	M 2474 T	(-32883)	Screw, No. 10 x 7/8" (packed 4 in a pkg.)
15	M 1574 T	(-32883)	Connector, pump front inlet line to instrument panel
16	M 1040 T	(-32883)	Seal, pump front inlet line nut to connector at instrument panel
17	M 1041 T	(-32883)	Nut, pump front inlet line to connector at instrument panel
18	M 1153 T	(-32883)	Line, pump front inlet
19	M 85 T	(-32883)	Gasket, oil pan (packed 3 in a pkg.)
20	AM 1205 T	(-32883)	Pump, touch-o-matic, with inlet and outlet line connectors
21	M 1039 T	(-32883)	Gasket, touch-o-matic pump (packed 2 in a pkg.)
22	M 1845 T	(-32883)	Coupling, touch-o-matic pump drive (sub. for AM837T)
23	24H 1303 A	(-29188)	Washer, plain, 13/32" x 11/16" x .060", generator spacing
24	M 111 T	(-32883)	Gasket, front gear cover
25	AM 902 T	(-32883)	Cover, front gear (sub. for AM931T)
26	L 4152 T	(-32883)	Gasket, front oil seal plate
27	AL 2653 T	(-32883)	Seal, oil, crankshaft front
28	25H 125 A	(-32883)	Pin, groov-, fan pulley hub to crankshaft, 5/16" x 1-3/4"
29	M 276 T	(-32883)	Gasket, governor case to front gear cover (packed 2 in a pkg.)
30	L 4128 T	(-32883)	Pin, dowel, gear cover to governor case (packed 3 in a pkg.)
31	12H 303 A	(-32883)	Washer, lock, 5/16", oil seal plate to gear cover studs (3 used)
32	L 1198 T	(-32883)	Washer, oil seal plate to gear cover studs (3 used)
33	14H 785 A	(-32883)	Nut, hex., 5/16", oil seal plate to gear cover studs (3 used)
..	AM 1603 T	(-32883)	Three-piece hydraulic pump conversion kit, complete

TOUCH-O-MATIC PUMP
Model M (Serial No. 10001-32883)

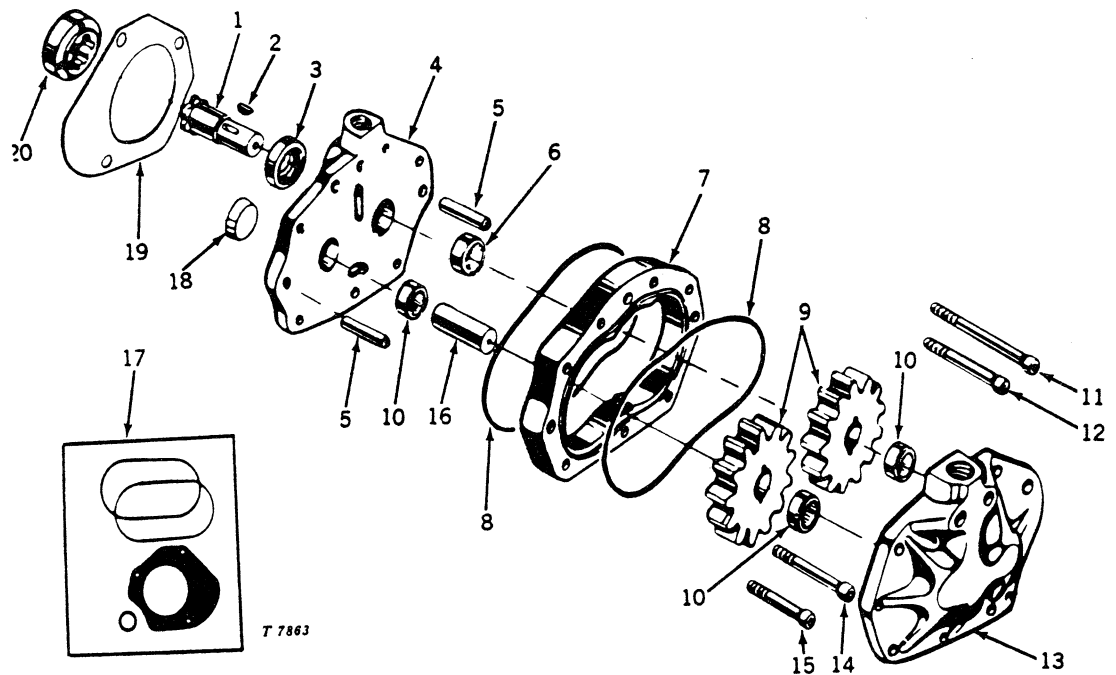


Key	Part No.	Serial No.	Description
1	M 506 T	(-32883)	Gasket
2	26H 8 A	(-32883)	Key, Woodruff, 3/32" x 5/8"
3	L 4126 T	(-32883)	Pin, dowel
4	M 503 T	(-32883)	Gear, drive (sub. for AM788T)
5	JD 8800 T	(-32883)	Bearing (sub. for AM412T)
6	AM 1603 T	(-32883)	Cover, with bearing (sub. for AM790T and AM789T)
7	M 508 T	(-32883)	Screw, 5/16" x 3-1/4"
8	M 507 T	(-32883)	Screw, 5/16" x 2-1/2" (2 used)
9	M 505 T	(-32883)	Screw, 5/16" x 3/4" (4 used)
10	AM 413 T	(-32883)	Gear, idler, with bearing (sub. for AM787T)
11	JD 8802 T	(-32883)	Bearing (sub. for AL20187T)
12	M 501 T	(-32883)	Shaft, idler gear
13	JD 8804 T	(-32883)	Bearing (sub. for AM409T)
14	AM 1603 T	(-32883)	Body, with bearing and idler gear shaft (sub. for AM790T and AM495T)
15	AM 586 T*	(21350-32883)	Seal, oil
16	M 781 T*	(21350-32883)	Shaft, drive (sub. for AM786T and AM836T)
17	M 1845 T*	(21350-32883)	Coupling, drive (sub. for AM679T and AM837T)
18	AM 838 T*	(-21349)	Seal, oil, change over kit (includes one M781T, one M1845T, and one AM586T)
..	AM 790 T**	(-32883)	Pump, touch-o-matic (sub. AM1603T three piece hydraulic pump conversion kit)

*On orders for M781T Drive Shaft; M1845T Drive Coupling; and/or AM586T Drive Shaft Seal on tractors of Serial Number below 21350-, furnish AM838T Change-Over Kit, unless kit has been previously installed. If installed furnish parts as ordered. To determine if Change-Over Kit is installed use following identification of kit parts; M781T Drive Shaft -- Letter "M" stamped on spline end of shaft; M1845T Drive Coupling -- two drilled and tapped puller holes in face of Coupling; AM586T Oil Seal -- Double Lip Seal.

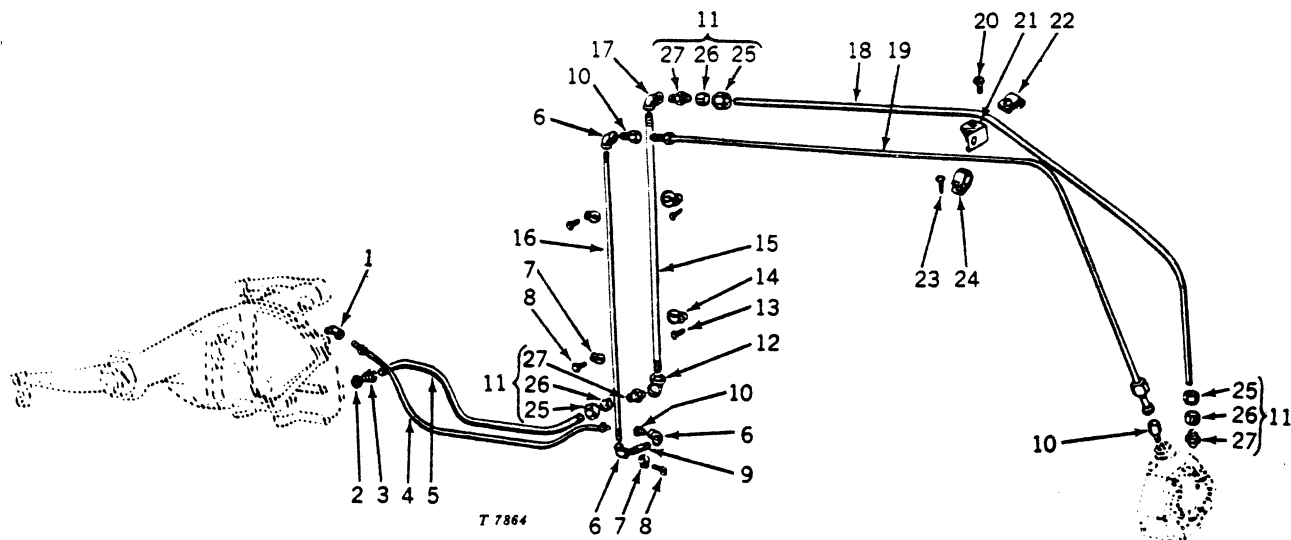
**If AM1603T Three-Piece Hydraulic Pump Conversion Kit has been installed furnish AM1205T Pump for replacement.

TOUCH-O-MATIC PUMP
 Model MC, MI, MT (Serial No. 10001-Up)
 Model M (Serial No. 32884-Up)



Key	Part No.	Serial No.	Description
1	M 1033 T	(-)	Shaft, drive (sub. for AM1102T)
2	26H 8 A	(-)	Key, Woodruff, 3/32" x 5/8"
3	AM 586 T	(-)	Seal, oil, double
4	AM 1099 T	(-)	Base (sub. for M1026T)
5	M 1027 T	(-)	Pin, dowel (2 used)
6	JD 8804 T	(-)	Bearing, needle (sub. for AM409T)
7	M 1029 T	(-)	Section, center (sub. for AM1100T) (MC, MI, MT)
	M 1188 T	(-)	Section, center (sub. for AM1206T) (M)
8	T 16572 T	(-)	Ring, sealing (2 used) (sub. for M1030T)
9	M 1031 T	(-)	Gear (2 used) (sub. for AM1101T) (MC, MI, MT)
	M 1189 T	(-)	Gear (2 used) (sub. for AM1207T) (M)
10	JD 8801 T	(-)	Bearing, needle (3 used) (sub. for AM1084T)
11	M 508 T	(-)	Screw, cap, special, 5/16" x 3-1/4"
12	M 507 T	(-)	Screw, cap, special, 5/16" x 2-1/2" (2 used)
13	M 1034 T	(-)	Cover (sub. for AM1103T)
14	M 1036 T	(-)	Screw, cap, special, 5/16" x 2-1/4"
15	M 1035 T	(-)	Screw, cap, special, 5/16" x 1-3/4" (4 used)
16	M 1032 T	(-)	Shaft, idler
17	AM 1149 T	(-)	Gasket set, touch-o-matic pump
18	A 3910 R	(-)	Plug (sub. for L1196T)
19	M 1039 T	(-)	Gasket (packed 2 in a pkg.)
20	M 1845 T	(-)	Coupling, drive (sub. for AM837T)
..	AM 1808 T	(-)	Pump, touch-o-matic (sub. for AM1098T) (MC, MI, MT)
..	AM 1205 T	(-)	Pump, touch-o-matic (M)

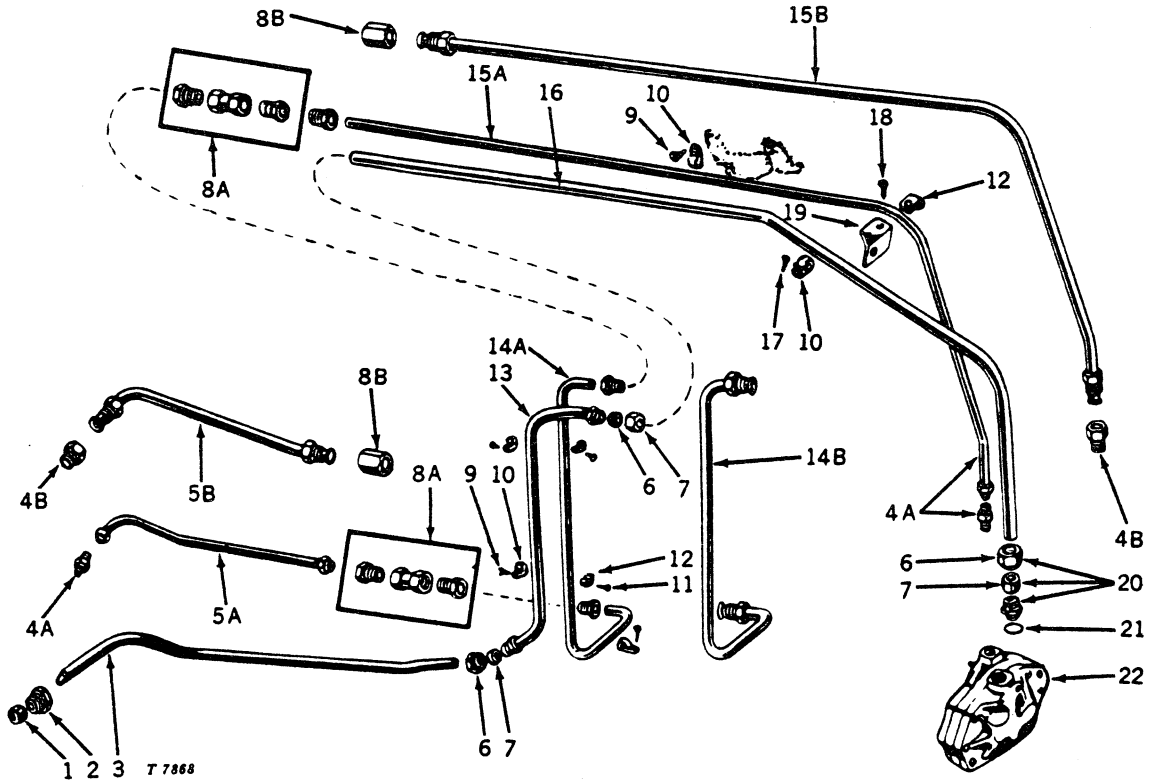
TOUCH-O-MATIC OIL LINES
Model M (Serial No. 10001-32883)



Key	Part No.	Serial No.	Description
1	AM 429 T	(-32883)	Elbow, with nut and ferrule
2	M 564 T	(-32883)	Seal
3	M 555 T	(-32883)	Nut
4	AM 782 T	(-32883)	Line, pressure, with nuts and ferrules
5	AM 783 T	(-32883)	Line, suction, with nut and ferrule
6	15H 118 A	(-32883)	Elbow, 1/4" - 90° (3 used)
7	AM 431 T	(-32883)	Clamp (3 used)
8	M 570 T	(-32883)	Screw, No. 8 x 1-1/4" (3 used)
9	M 569 T	(-32883)	Pipe, pump outlet, short
10	AM 428 T	(-32883)	Connector with nut and ferrule (3 used)
11	AM 1151 T	(-32883)	Connector, complete (3 used)
12	15H 578 A	(-32883)	Elbow, 1/2" - 45°
13	M 567 T	(-32883)	Screw, No. 10 x 1-1/4" (2 used)
14	AM 430 T	(-32883)	Clamp (2 used)
15	M 566 T	(-32883)	Pipe, pump inlet
16	M 568 T	(-32883)	Pipe, pump outlet, long
17	15H 577 A	(-32883)	Elbow, 1/2" - 90°
18	AM 784 T	(-32883)	Line, pump inlet, with nuts and ferrules
19	AM 785 T	(-32883)	Line, pump outlet, with nuts and ferrules
20	M 1151 T*	(31097-32883)	Screw, special
21	M 2193 T	(-32883)	Bracket (sub. for M691T)
22	AM 1142 T*	(-32883)	Clamp with speed nut
23	M 2474 T*	(31097-32883)	Screw, special (sub. for M364T) (packed 4 in a pkg.)
24	M 1143 T*	(-32883)	Clamp with speed nut
25	M 1166 T**	(-32883)	Nut (3 used)
26	M 1167 T**	(-32883)	Sleeve (3 used)
27	AM 1151 T**	(-32883)	Body (3 used)

*Replacement parts where old style clips have been replaced with screw attached clamps.
**Replacement parts for all tractors where the AM1151T connector has been previously installed.

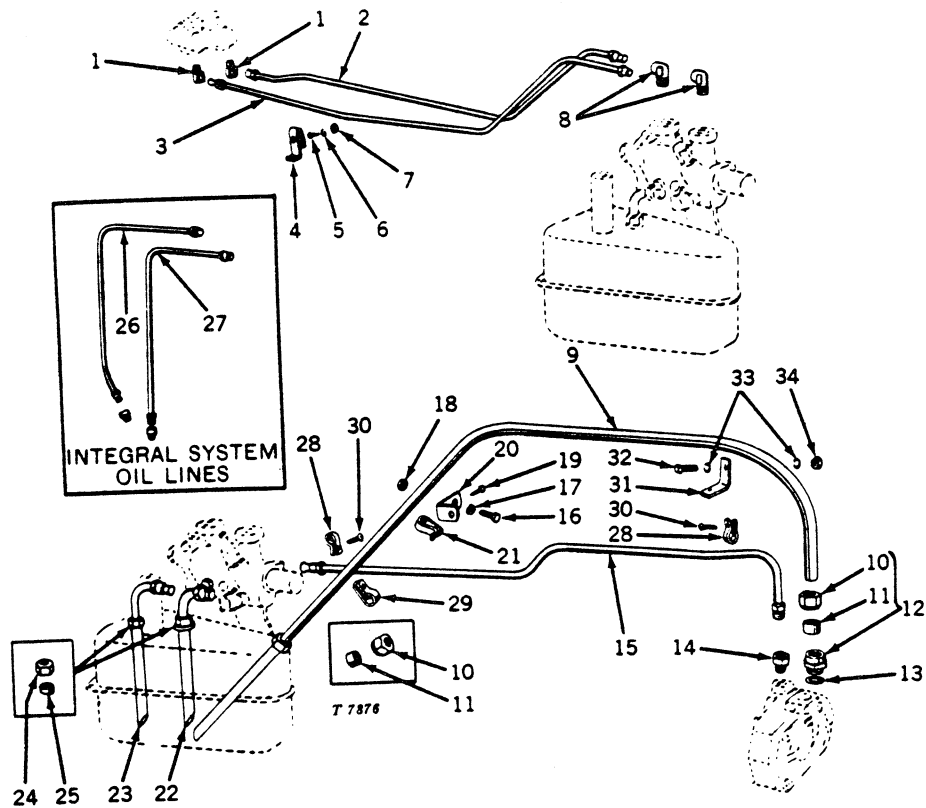
TOUCH-O-MATIC OIL LINES
Model M (Serial No. 32884-Up)
Model MI and MT (Serial No. 10001-Up)



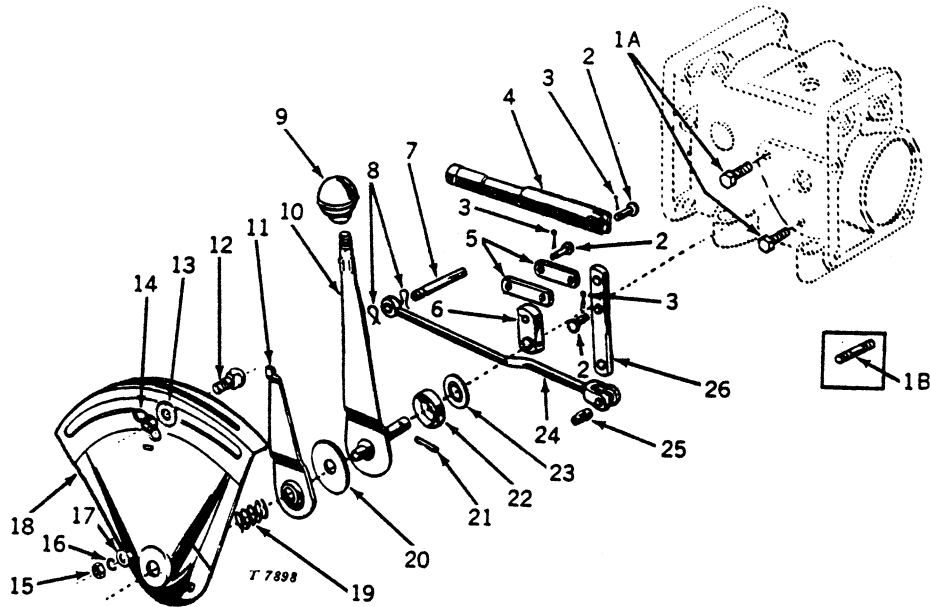
TOUCH-O-MATIC OIL LINES -- Continued
 Model M (Serial No. 32884-Up)
 Model MI and MT (Serial No. 10001-Up)

Key	Part No.	Serial No.	Description
1	M 1162 T	(-)	Seal
2	M 1161 T	(-)	Nut
3	M 1205 T	(-)	Line, pump inlet, instrument panel to rockshaft housing (M)
	M 1223 T	(-)	Line, pump inlet, instrument panel to rockshaft housing (MI)
	M 1160 T	(-)	Line, pump inlet, instrument panel to rockshaft housing (MT)
4A	AM 1080 T	(-45017)	Connector (M)
	AM 1080 T	(-10472)	Connector (MI)
	AM 1080 T	(-26906)	Connector (MT)
4B	M 1370 T	(45018-)	Connector (M)
	M 1370 T	(10473-)	Connector (MI)
	M 1370 T	(26907-)	Connector (MT)
5A	AM 1208 T	(-45017)	Line, pump outlet, instrument panel to valve housing (M)
	AM 1227 T	(-10472)	Line, pump outlet, instrument panel to front cover (MI)
	AM 1125 T	(-26906)	Line, pump outlet, instrument panel to front cover (MT)
5B	AM 1450 T	(45018-)	Line, pump outlet, instrument panel to valve housing with nuts (M)
	AM 1451 T	(10473-)	Line, pump outlet, instrument panel to front cover with nuts (MI)
	AM 1452 T	(26907-)	Line, pump outlet, instrument panel to front cover with nuts (MT)
6	M 1041 T	(-)	Nut (2 used)
7	M 1040 T	(-)	Seal (2 used)
8A	AM 1121 T	(-45017)	Union (2 used) (M)
	AM 1121 T	(-10472)	Union (2 used) (MI)
	AM 1121 T	(-26906)	Union (2 used) (MT)
8B	M 1350 T	(45018-)	Union (2 used) (M)
	M 1350 T	(10473-)	Union (2 used) (MI)
	M 1350 T	(26907-)	Union (2 used) (MT)
9	M 567 T	(-)	Screw, No. 10 x 1-1/4" (3 used)
10	AM 1120 T	(-)	Clamp (4 used)
11	M 570 T	(-)	Screw, No. 8 x 1-1/4" (3 used)
12	AM 1119 T	(-)	Clamp (4 used)
13	AM 1122 T	(-)	Line, pump inlet, in instrument panel, with two connectors
14A	AM 1124 T	(-45017)	Line, pump outlet, in instrument panel with hex. head sleeves (M)
	AM 1124 T	(-10472)	Line, pump outlet, in instrument panel with hex. head sleeves (MI)
	AM 1124 T	(-26906)	Line, pump outlet, in instrument panel with hex. head sleeves (MT)
14B	AM 1449 T	(45018-)	Line, pump outlet, in instrument panel with two nuts (M)
	AM 1449 T	(10473-)	Line, pump outlet, in instrument panel with two nuts (MI)
	AM 1449 T	(26907-)	Line, pump outlet, in instrument panel with two nuts (MT)
15A	AM 1123 T	(-45017)	Line, pump outlet, pump to instrument panel with nuts and ferrules (M)
	AM 1123 T	(-10472)	Line, pump outlet, pump to instrument panel with nuts and ferrules (MI)
	AM 1123 T	(-26906)	Line, pump outlet, pump to instrument panel with nuts and ferrules (MT)
15B	AM 1448 T	(45018-)	Line, pump outlet, pump to instrument panel with two nuts (M)
	AM 1448 T	(10473-)	Line, pump outlet, pump to instrument panel with two nuts (MI)
	AM 1448 T	(26907-)	Line, pump outlet, pump to instrument panel with two nuts (MT)
16	M 1153 T	(-)	Line, pump inlet, from pump to instrument panel
17	M 2474 T	(-)	Screw, No. 10 x 1" (sub. for M364T) (packed 4 in a pkg.)
18	M 1151 T	(-)	Screw, No. 8 x 7/8"
19	M 2193 T	(-)	Bracket (sub. for M691T)
20	AM 1087 T	(-)	Connector assembly
21	T 13213 T	(-)	Washer, aluminum (sub. for M1038T)
22	AM 1205 T	(-)	Pump, touch-o-matic (M)
	AM 1808 T	(-)	Pump, touch-o-matic (sub. for AM1098T) (MI, MT)
23A	AM 1201 T	(-45017)	Elbow with nut and ferrule (M)
	AM 1080 T	(-10472)	Connector (MI)
	AM 1080 T	(-26906)	Connector (MT)
23B	M 1345 T	(45018-)	Elbow (M)
	M 1370 T	(10473-)	Connector (MI)
	M 1370 T	(26907-)	Connector (MT)

HYDRAULIC SYSTEM OIL LINES Model MC



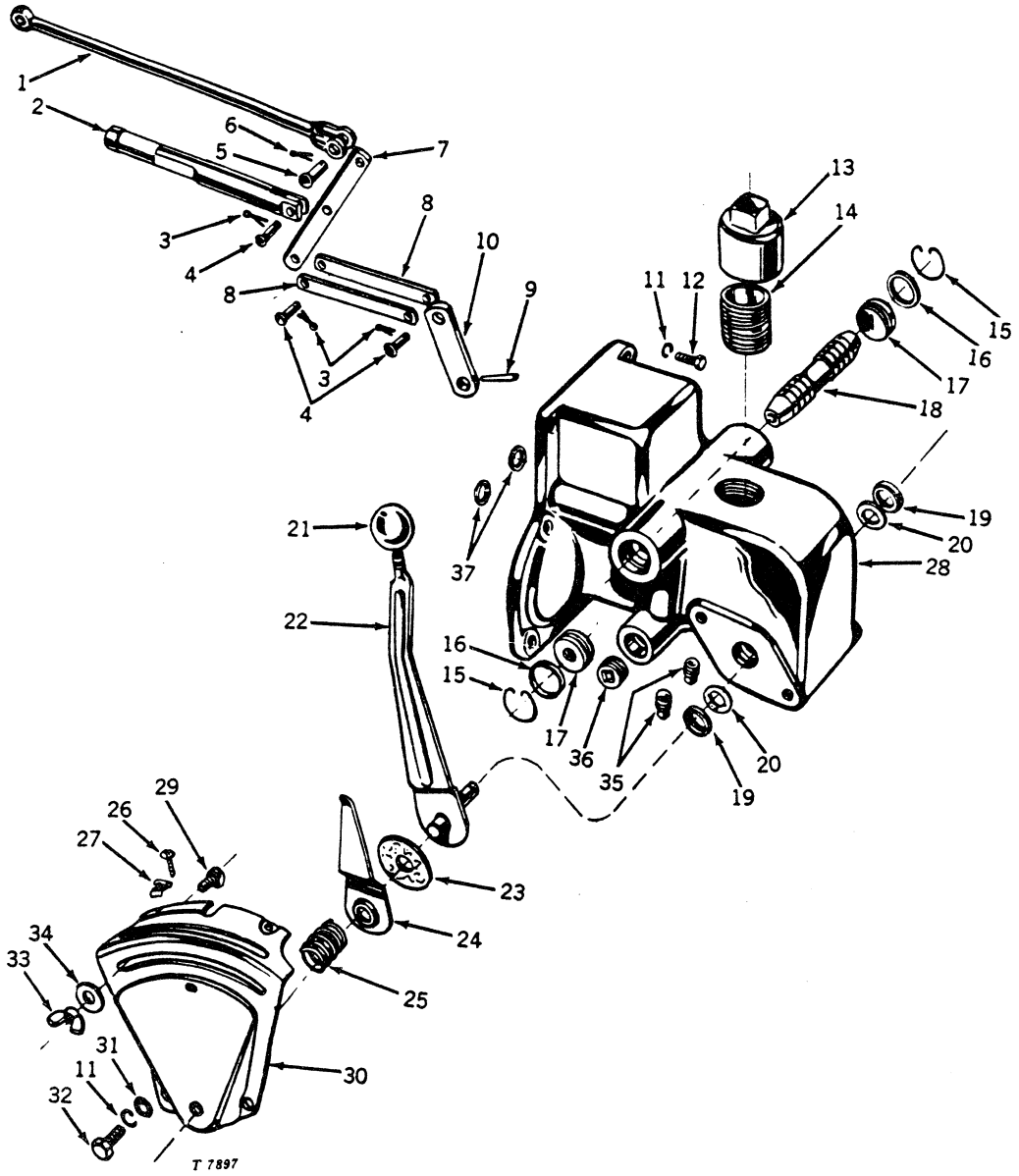
Key	Part No.	Serial No.	Description
1	M 1342 T	(-)	Elbow (2 used)
2	AM 1344 T	(-)	Line, oil, control valve, front check valve to coupling body left elbow (remote cylinder only)
3	AM 1343 T	(-)	Line, oil, control valve, rear check valve to coupling body right elbow (remote cylinder only)
4	M 1372 T	(-)	Clamp
5	21H 1195 A	(-)	Screw, mach., No. 10 x 7/8"
6	12H 246 A	(-)	Washer, lock, No. 10
7	14H 778 A	(-)	Nut, hex., No. 10
8	M 1361 T	(-)	Elbow (2 used)
9	M 1346 T	(-)	Line, oil pump inlet, oil reservoir to hydraulic pump
10	M 1041 T	(-)	Nut (2 used)
11	M 1040 T	(-)	Seal (2 used)
12	AM 1087 T	(-)	Connector assembly
13	T 13213 T	(-)	Washer, aluminum (sub. for M1038T)
14	M 1370 T	(-)	Connector (one used for remote cylinder: three used for integral cylinder)
15	AM 1323 T	(-)	Line, oil, pump outlet line from pump assembly to control valve oil inlet elbow
16	19H 2021 A	(-)	Screw, cap, 3/8" x 5/8"
17	12H 304 A	(-)	Washer, lock, 3/8"
18	14H 812 A	(-)	Nut, hex., 3/8"
19	M 1221 T	(-)	Screw, self-tapping
20	M 1371 T	(-)	Support, tube clamp
21	AM 1120 T	(-)	Clamp, with speed nut
22	AM 1329 T	(-)	Line, oil, bypass control valve assembly to oil reservoir
23	AM 1328 T	(-)	Line, oil, discharge, control valve assembly to oil reservoir
24	M 1166 T	(-)	Nut (2 used)
25	M 1167 T	(-)	Sleeve (2 used)
26	AM 1358 T	(-)	Line, oil, control valve to connector, long (integral cylinders only)
27	AM 1357 T	(-)	Line, oil, control valve to connector, short (integral cylinders only)
28	AM 1119 T	(-)	Clamp, with speed nut (2 used)
29	M 1546 T	(-)	Clamp
30	M 1151 T	(-)	Screw (2 used)
31	M 1547 T	(-)	Bracket, support
32	19H 2024 A	(-)	Screw, cap, 5/16" x 1-1/2"
33	12H 303 A	(-)	Washer, lock, 5/16"
34	14H 785 A	(-)	Nut, hex., 5/16"

TOUCH-O-MATIC CONTROL QUADRANT ASSEMBLY
Model M

Key	Part No.	Serial No.	Description
1A	19H 1900 A	(46205-)	Screw, cap, 5/16" x 3/4" (2 used)
1B	M 532 T*	(-46204)	Stud (2 used)
2	L 4667 T	(-)	Pin (3 used)
3	11H 231 A	(-)	Pin, cotter, 1/16" x 1" (3 used)
4	M 512 T	(-)	Valve, control (sub. for AM769T)
5	M 536 T	(-)	Link (2 used)
6	M 535 T	(-)	Crank, control
7	M 553 T	(-)	Pin, groov-, special
8	M 2396 T	(-)	Ring, snap (2 used) (sub. for M561T)
9	M 526 T	(-)	Knob
10	AM 416 T*	(-46204)	Lever, control, with shaft (sub. for AM770T)
	AM 1575 T	(46205-)	Lever, control, with shaft (sub. for AM1580T)
11	M 527 T	(-)	Plate, friction
12	M 533 T	(-35107)	Stop, control lever
	M 1211 T	(35108-)	Stop, control lever
13	L 1183 T	(-)	Washer
14	14H 819 A	(-)	Nut, wing, 5/16"
15	14H 785 A	(-46204)	Nut, 5/16" (2 used)
16	12H 303 A	(-)	Washer, lock, 5/16" (2 used)
17	L 1198 T	(-)	Washer (2 used)
18	AM 1645 T	(-)	Quadrant, control lever (sub. for AM417T)
19	M 529 T	(-)	Spring
20	M 528 T	(-)	Disk, friction
21	25H 51 A	(-)	Pin, groov-, 5/32" x 7/8"
22	L 4183 T	(-)	Retainer, seal
23	L 4176 T*	(-46204)	Seal
	M 1203 T	(46205-)	Seal
24	AM 418 T	(-)	Rod, control
25	25H 796 A	(-)	Pin, groov, 5/16" x 3/4"
26	M 537 T	(-)	Equalizer

*Also replacement parts for 100 tractors, Serial No. 46546-46645.

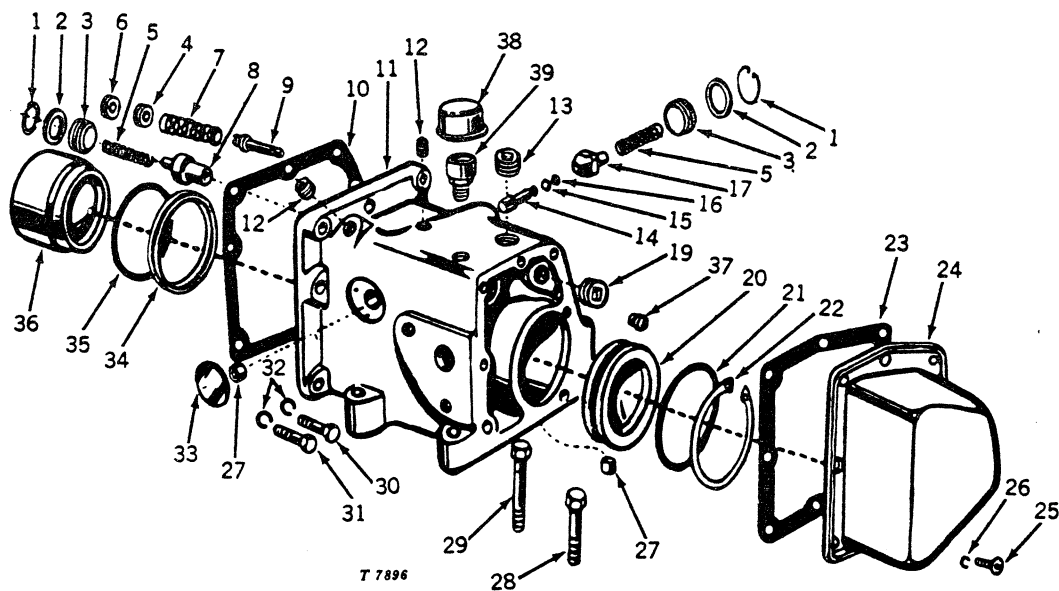
TOUCH-O-MATIC CONTROL QUADRANT AND FRONT COVER
Model MI and MT



TOUCH-O-MATIC CONTROL QUADRANT AND FRONT COVER -- Continued
Model MI and MT

Key	Part No.	Serial No.	Description
1	AM 1078 T	(-)	Rod, equalizer (2 used)
2	M 512 T	(-)	Valve, control (2 used) (sub. for AM769T)
3	11H 231 A	(-)	Pin, cotter, 1/16" x 1" (6 used)
4	L 4667 T	(-)	Pin (6 used)
5	L 307 T	(-)	Pin (2 used)
6	11H 233 A	(-)	Pin, cotter, 3/32" x 1/2" (2 used)
7	M 1095 T	(-)	Equalizer (2 used)
8	M 1090 T	(-)	Link (4 used)
9	25H 51 A	(-)	Pin, groov-, 5/32" x 7/8" (2 used)
10	M 1089 T	(-)	Crank (2 used)
11	12H 302 A	(-)	Washer, lock, 1/4" (13 used)
12	19H 1948 A	(-)	Screw, cap, 1/4" x 3/4" (9 used)
13	A 3131 R	(-)	Cap, filler
14	29H 488 A	(-)	Nipple, pipe, 1" x 1-1/2"
15	M 597 T	(-)	Ring, snap (2 used) (packed 2 in a pkg.)
16	M 543 T	(-)	Sub. two T13119T and two T12619T
17	M 542 T	(-)	Sub. two M3265T, two T13119T and two T12619T
18	M 2919 T	(-)	Valve, shuttle (sub. for M1096T)
19	L 4183 T	(-)	Retainer (2 used)
20	M 1203 T	(-)	Seal (2 used)
21	M 526 T	(-)	Knob (2 used)
22	AM 1288 T	(-)	Lever, control, left (sub. for AM1302T) (MI)
	AM 1070 T	(-)	Lever, control, left (sub. for AM1107T) (MT)
	AM 1289 T	(-)	Lever, control, right (sub. for AM1303T) (MI)
	AM 1071 T	(-)	Lever, control, right (sub. for AM1108T) (MT)
23	M 528 T	(-)	Disk, friction (2 used)
24	M 527 T	(-)	Plate, friction disk (2 used)
25	M 529 T	(-)	Spring (2 used)
26	M 1093 T	(-)	Screw, No. 10 x 5/8" (2 used)
27	M 1094 T	(-)	Nut (2 used)
28	M 1086 T	(-)	Cover, front (sub. for AM1106T)
29	M 533 T	(-)	Stop, control lever (2 used)
30	AM 1072 T	(-)	Quadrant (2 used) (sub. for AM1109T)
31	24H 1287 A	(-)	Washer, plain, 9/32" x 5/8" x .060" (4 used)
32	19H 1919 A	(-)	Screw, cap, 1/4" x 5/8" (4 used)
33	14H 819 A	(-)	Nut, wing, 5/16" (2 used) (sub. for M534T)
34	L 1183 T	(-)	Washer (2 used)
35	15H 253 A	(-)	Plug, pipe, 1/8", sq. hd. (2 used)
36	15H 583 A	(-)	Plug, pipe, 3/8", hex. ctsk.
37	M 3150 T	(-)	Seal (2 used) (sub. for M1116T) (packed 5 in a pkg.)

TOUCH-O-MATIC VALVE HOUSING ASSEMBLY
Model M

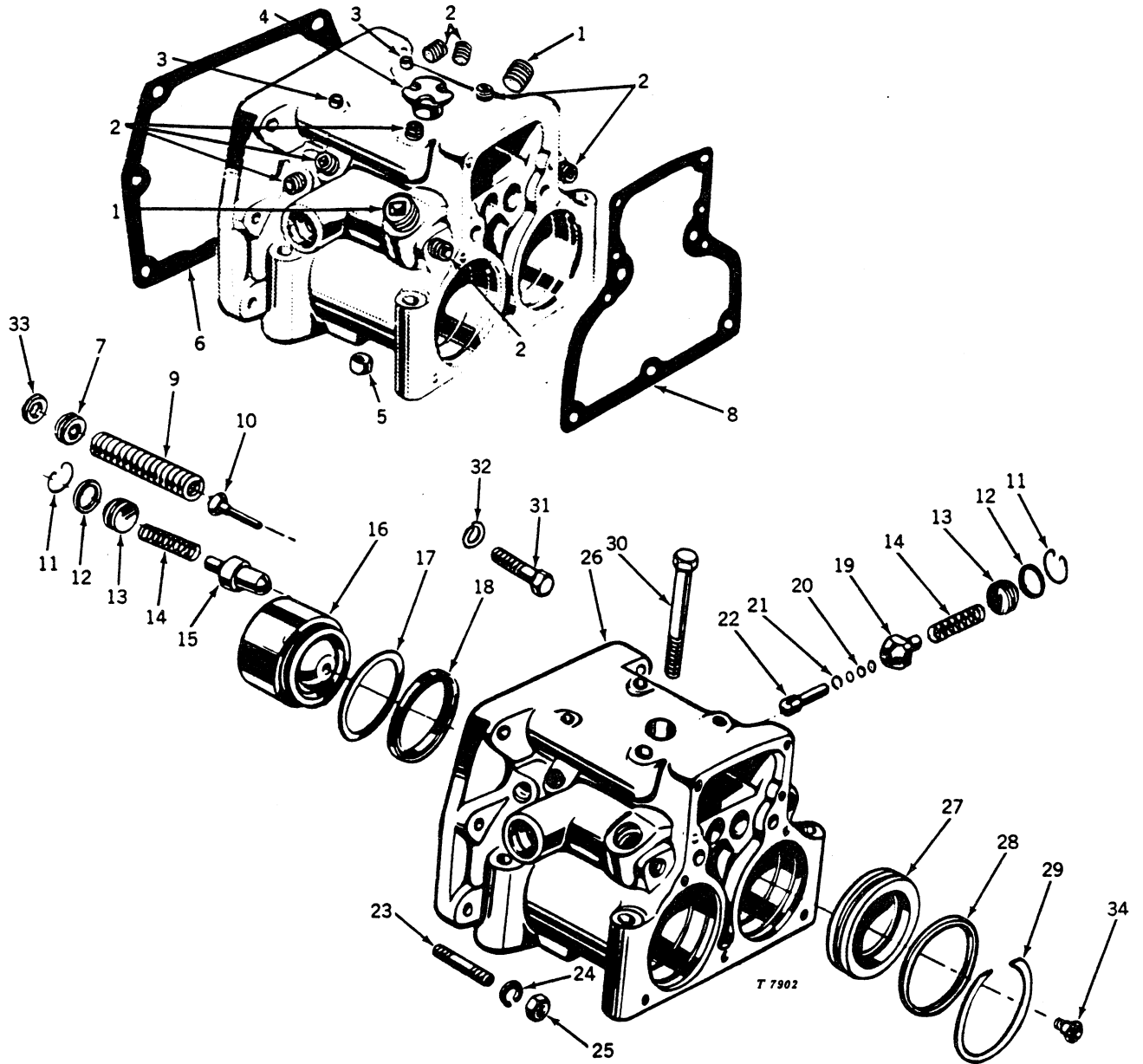


TOUCH-O-MATIC VALVE HOUSING ASSEMBLY -- Continued
Model M

Key	Part No.	Serial No.	Description
1	M 597 T	(-)	Ring, snap, bypass valve (packed 2 in a pkg.)
	M 597 T	(32884-)	Ring, snap, check valve (packed 2 in a pkg.)
2	M 543 T	(-)	Sub. one T12619T and one T13119T (bypass valve)
	M 543 T	(32884-)	Sub. one T12619T and one T13119T (check valve)
3	M 542 T	(-)	Sub. one M3265T, one T12619T, and one T13119T (plug, bypass valve)
	M 542 T	(32884-)	Sub. one M3265T, one T12619T, and one T13119T (plug, check valve)
4	M 521 T	(-)	Screw, adjusting
5	F 3322 R	(-)	Spring (2 used) (sub. for H834R)
6	M 1832 T	(-)	Screw, lock
7	H 840 R*	(-46204)	Spring
	M 1552 T	(46205-)	Spring
8	M 522 T	(-)	Valve, bypass
9	H 839 RT*	(-46204)	Valve, relief
	M 886 T	(46205-)	Ball, relief valve
10	M 560 T	(-)	Gasket
11	AM 767 T	(-32883)	Housing, (M289T) valve, with check valve plug and seal, breather cap adapter and plug for rockshaft housing filler hole
	AM 1581 T	(32884-)	Housing, valve (M1503T) (sub. for AM1204T)
12	15H 275 A	(-)	Plug, pipe, 1/4", hex. ctsk. (2 used)
13	15H 624 A	(-)	Plug, pipe, 1/2", hex. ctsk.
14	M 513 T	(-)	Rod, push, check valve
15	M 519 T	(-)	Ring, snap, check valve push rod (packed 3 in a pkg.)
16	M 515 T	(-)	Shim, check valve push rod, .002" (as required) (sub. for AM762T) (packed 5 in a pkg.)
	R 28785 R	(-)	Shim, check valve push rod, .005" (as required) (sub. for AM763T) (packed 5 in a pkg.)
	R 28786 R	(-)	Shim, check valve push rod, .010" (as required) (sub. for AM764T) (packed 5 in a pkg.)
17	M 514 T	(-)	Valve, check
18	15H 278 A	(-32883)	Plug, pipe, 3/4", hex. ctsk.
19	15H 583 A	(-)	Plug, pipe, 3/8", hex. ctsk.
20	M 3268 T	(-)	Head, cylinder, with relief valve (also order one M3267T) (sub. for AM765T and AM2076T)
21	M 540 T	(-)	Seal
22	M 596 T	(-)	Ring, snap
23	M 546 T	(-)	Gasket
24	M 545 T	(-)	Cover (sub. for AM766T)
25	21H 1144 A	(-)	Screw, 1/4" x 1/2" (8 used)
26	12H 302 A	(-)	Washer, lock, 1/4" (8 used)
27	M 523 T	(-)	Plug, cupped (2 used)
28	19H 1899 A	(-)	Screw, cap, 7/16" x 2" (2 used)
29	19H 1189 A	(-)	Screw, cap, left, 7/16" x 3-1/4" (2 used)
30	19H 1765 A	(-)	Screw, cap, 3/8" x 1-3/4" (except two lower holes) (5 used)
31	19H 1800 A	(-)	Screw, cap, lower, 3/8" x 1-1/2" (2 used)
32	12H 304 A	(-)	Washer, lock, 3/8" (7 used)
33	30H 17 A	(-)	Plug, expansion, 1-1/4"
34	A 3459 RT	(-)	Seal, piston
35	A 3460 RT	(-)	Washer, backing
36	M 2041 T	(-)	Piston (sub. for AM768T and M288T)
37	AM 2074 T	(-)	Valve, relief
38	AM 1586 T	(-)	Cap, breather (sub. for AM494T)
39	AM 1190 T*	(32884-46204)	Adapter, breather (sub. for AM1202T)
	AM 1576 T	(46205-)	Tube, filler

*Also replacement parts for 100 tractors, Serial No. 46546-46645.

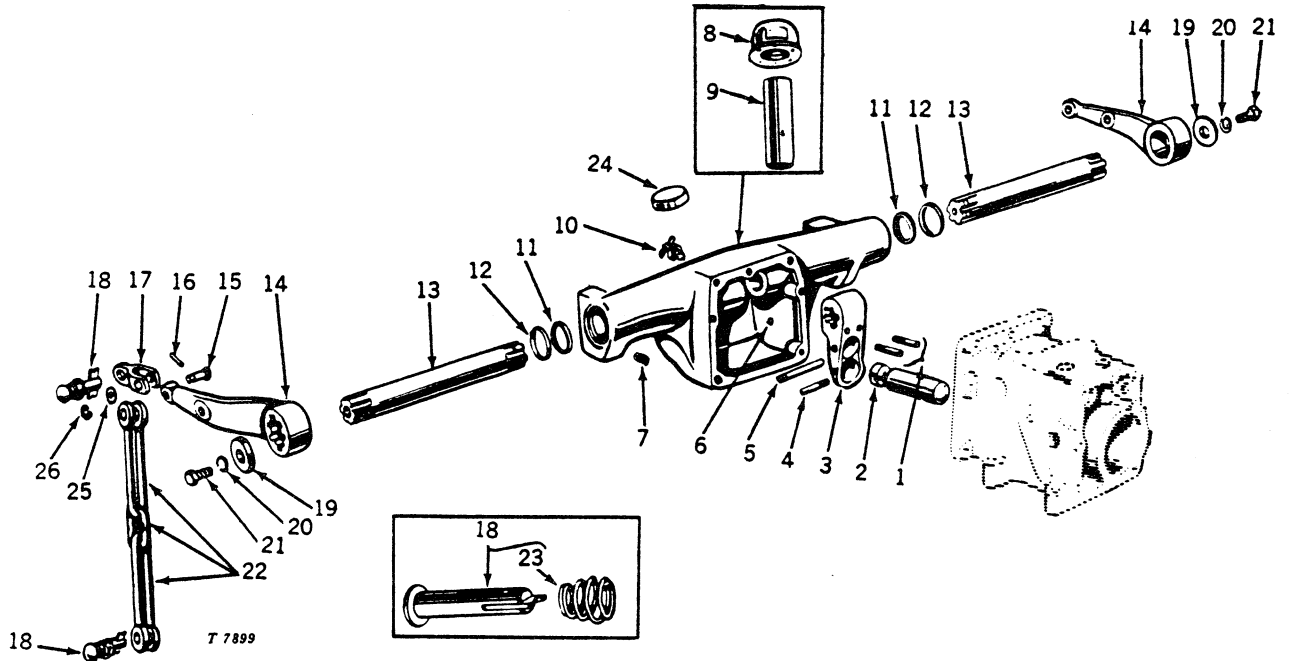
TOUCH-O-MATIC CYLINDER AND VALVE HOUSING ASSEMBLY
Model MI and MT



TOUCH-O-MATIC CYLINDER AND VALVE HOUSING ASSEMBLY -- Continued
Model MI and MT

Key	Part No.	Serial No.	Description
1	15H 624 A	(-)	Plug, pipe, 1/2", hex. ctsk. (2 used)
2	15H 275 A	(-)	Plug, pipe, 1/4", hex. ctsk. (8 used)
3	M 1102 T	(-)	Plug, cup (2 used)
4	AM 1074 T	(-)	Breather
5	M 1098 T	(-)	Plug, cup
6	M 1115 T	(-)	Gasket
7	M 521 T	(-)	Screw, adjusting (2 used)
8	M 1117 T	(-)	Gasket (packed 2 in a pkg.)
9	H 840 R	(-)	Spring (2 used)
10	H 839 RT	(-)	Valve, relief (2 used)
11	M 597 T	(-)	Ring, snap (4 used) (packed 2 in a pkg.)
12	M 543 T	(-)	Sub. four T13119T and four T12619T
13	M 542 T	(-)	Sub. four M3265T, four T13119T and four T12619T
14	F 3322 R	(-)	Spring (4 used) (sub. for H834R)
15	M 522 T	(-)	Valve, by-pass (2 used)
16	M 2041 T	(-)	Piston (2 used) (sub. for M288T and AM768T)
17	A 3460 RT	(-)	Washer, backing (2 used)
18	A 3459 RT	(-)	Ring, piston (2 used)
19	M 514 T	(-)	Valve, check (2 used)
20	M 515 T	(-)	Shim, .002" (use quantity required) (sub. for AM762T) (packed 5 in a pkg.)
	R 28785 R	(-)	Shim, .005" (use quantity required) (sub. for AM763T) (packed 5 in a pkg.)
	R 28786 R	(-)	Shim, .010" (use quantity required) (sub. for AM764T) (packed 5 in a pkg.)
21	M 519 T	(-)	Ring, snap (2 used) (packed 3 in a pkg.)
22	M 513 T	(-)	Rod, push, check valve (2 used)
23	M 1112 T	(-)	Stud (2 used)
24	12H 304 A	(-)	Washer, lock, 3/8" (2 used)
25	14H 812 A	(-)	Nut, hex., 3/8" (2 used)
26	AM 1110 T	(-)	Housing, cylinder and valve (sub. for M1097T)
27	M 3268 T	(-)	Head, cylinder (also order one M3267T) (sub. for AM765T and AM2076T)
28	M 540 T	(-)	Seal (2 used)
29	M 596 T	(-)	Ring, snap (2 used)
	M 3267 T	(-)	Ring, retaining (2 used) (used when M3268T has been installed)
30	19H 2058 A	(-)	Screw, cap, 7/16" x 3-3/4" (4 used)
31	19H 1740 A	(-)	Screw, cap, 7/16" x 1-3/4" (4 used)
32	12H 293 A	(-)	Washer, lock, 7/16" (4 used)
33	M 1832 T	(-)	Lock, adjusting, screw (2 used)
34	AM 2074 T	(-)	Valve, relief

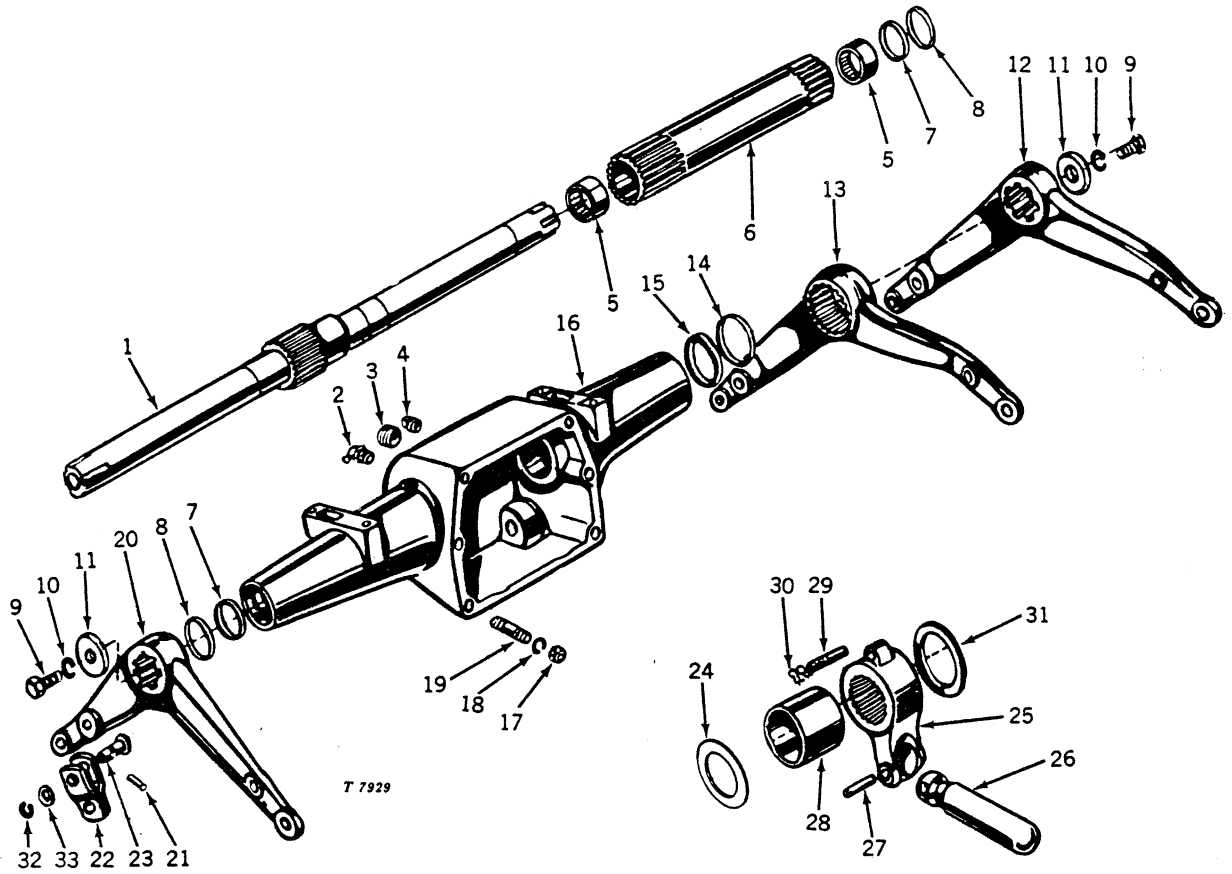
TOUCH-O-MATIC ROCKSHAFT ASSEMBLY
Model M



Key	Part No.	Serial No.	Description
1	25H 125 A	(-46204)	Pin, groov-, 5/16" x 1-3/4" (2 used)
2	M 554 T	(-)	Rod, connecting (sub. for AM761T)
3	AM 485 T*	(-46204)	Arm, crank, with groov- pin (sub. for M552T and AM493T)
	AM 1585 T	(46205-)	Arm, crank, with groov- pin (sub. for M1506T and AM1584T)
4	25H 775 A	(-)	Pin, groov-, 1/4" x 1-3/4"
5	M 553 T	(-)	Pin
6	AM 760 T	(-32883)	Housing, rockshaft (M295T)
	M 1187 T*	(32884-46204)	Housing, rockshaft (two piece rockshaft) (sub. for AM1203T)
	M 1504 T	(46205-)	Housing, rockshaft (one piece rockshaft) (sub. for AM1582T)
7	15H 604 A*	(-46204)	Plug, pipe, 1/4", sq. hd.
	15H 623 A	(46205-)	Plug, pipe, 3/8", sq. hd.
8	AM 1586 T	(-)	Cap, breather (sub. for AM494T)
9	AM 422 T	(-32883)	Pipe, filler
10	AM 292 T	(-)	Cock, oil level
11	M 431 T	(-)	Seal (2 used)
12	M 550 T	(-)	Retainer, seal (2 used)
13	M 551 T*	(-46204)	Rockshaft (2 used) (sub. for AM759T)
	M 1505 T	(46205-)	Rockshaft (one piece) (sub. for AM1583T)
14	M 1500 T	(-)	Arm, lift (2 used) (sub. for AM757T)
15	AM 1331 T	(-)	Pin (2 used) (sub. for M559T)
16	25H 52 A	(-42418)	Pin, groov-, 5/32" x 1" (2 used)
17	AM 423 T	(-)	Yoke (2 used)
18	AM 504 T	(-)	Pin, clevis (4 used)
19	M 557 T	(-)	Washer (2 used)
20	12H 301 A	(-)	Washer, lock, 1/2" (2 used)
21	19H 1815 A	(-)	Screw, cap, 1/2" x 1-1/4" (2 used)
22	AM 470 T	(-)	Chain, lift, for 8-24, 9-24, and 10-24 tires (sub. for AM758T)
	AM 1568 T	(45344-)	Chain, lift, for 11-26 and 12-26 tires (2 used) (sub. for AM1571T)
23	M 687 T	(-)	Spring, clevis pin (4 used)
24	M 1206 T	(32884-)	Plug, filler hole
25	L 853 T	(-)	Washer (2 used)
26	L 331 T	(-)	Ring, snap (2 used) (packed 2 in a pkg.)

*Also replacement parts for 100 tractors, Serial No. 46546-46645.

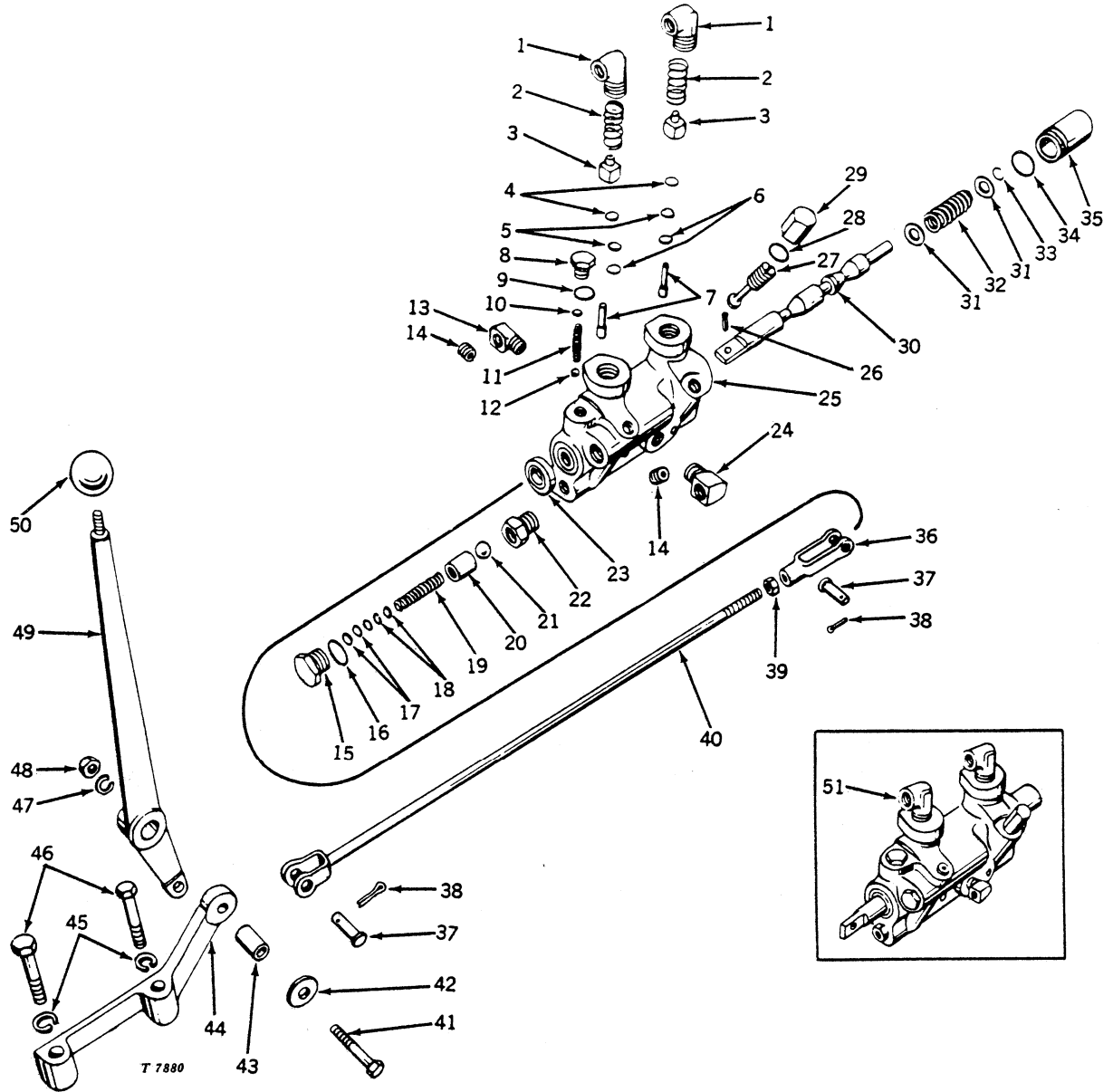
TOUCH-O-MATIC ROCKSHAFT ASSEMBLY
Model MI and MT



T 7929

Key	Part No.	Serial No.	Description
1	M 1106 T	(-)	Rockshaft (sub. for AM1112T)
2	AM 292 T	(-)	Cock, oil level, test
3	15H 584 A	(-)	Plug, pipe, 1/2", sq. hd.
4	15H 604 A	(-)	Plug, pipe, 1/4", sq. hd.
5	M 1111 T	(-)	Bushing (2 used)
6	AM 1077 T	(-)	Rockshaft, hollow, with bushings (sub. for AM1114T)
7	M 550 T	(-)	Retainer (2 used)
8	M 431 T	(-)	Seal (2 used)
9	19H 1815 A	(-)	Screw, cap, 1/2" x 1-1/4" (2 used)
10	12H 301 A	(-)	Washer, lock, 1/2" (2 used)
11	M 557 T	(-)	Washer (2 used)
12	M 1071 T	(-)	Arm, lift, left (sub. for AM1117T) (MT)
	M 1260 T	(-)	Arm, lift, left (sub. for AM1306T) (MI)
13	M 1069 T	(-)	Arm, inner left (sub. for AM1116T) (MT)
	M 1259 T	(-)	Arm, inner left (sub. for AM1305T) (MI)
14	M 1105 T	(-)	Retainer
15	M 1104 T	(-)	Seal
16	M 1103 T	(-)	Housing, rockshaft (sub. for AM1111T)
17	14H 812 A	(-)	Nut, hex., 3/8" (2 used)
18	12H 304 A	(-)	Washer, lock, 3/8" (2 used)
19	M 1112 T	(-)	Stud (2 used)
20	M 1070 T	(-)	Arm, lift, right (sub. for AM1115T) (MT)
	M 1258 T	(-)	Arm, lift, right (sub. for AM1304T) (MI)
21	25H 52 A	(10001-23649)	Pin, groov-, 5/32" x 1" (2 used) (MT)
22	AM 1079 T	(-)	Yoke (2 used) (MT)
23	AM 1331 T	(-)	Pin (2 used) (MT)
24	24H 1518 A	(-)	Washer, plain, 1-13/32" x 2-3/4" x .060"
25	M 1107 T	(-)	Arm, crank (2 used) (sub. for AM1113T)
26	M 554 T	(-)	Rod, connecting (2 used) (sub. for AM761T)
27	25H 775 A	(-)	Pin, groov-, 1/4" x 1-3/4" (2 used)
28	M 1109 T	(-)	Spacer
29	M 1108 T	(-)	Pin (2 used)
30	M 2396 T	(-)	Ring, snap (4 used) (sub. for M561T)
31	24H 1599 A	(-)	Washer, plain, 2-1/8" x 3" x .075"
32	M 331 T	(-)	Ring, snap (2 used) (packed 2 in a pkg.) (MT)
33	L 853 T	(-)	Washer (2 used) (MT)

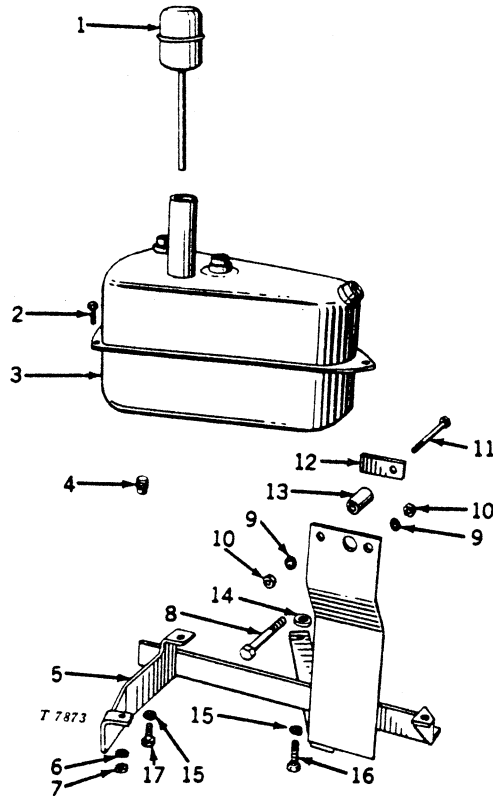
HYDRAULIC CONTROL VALVE ASSEMBLY Model MC



HYDRAULIC CONTROL VALVE ASSEMBLY -- Continued
Model MC

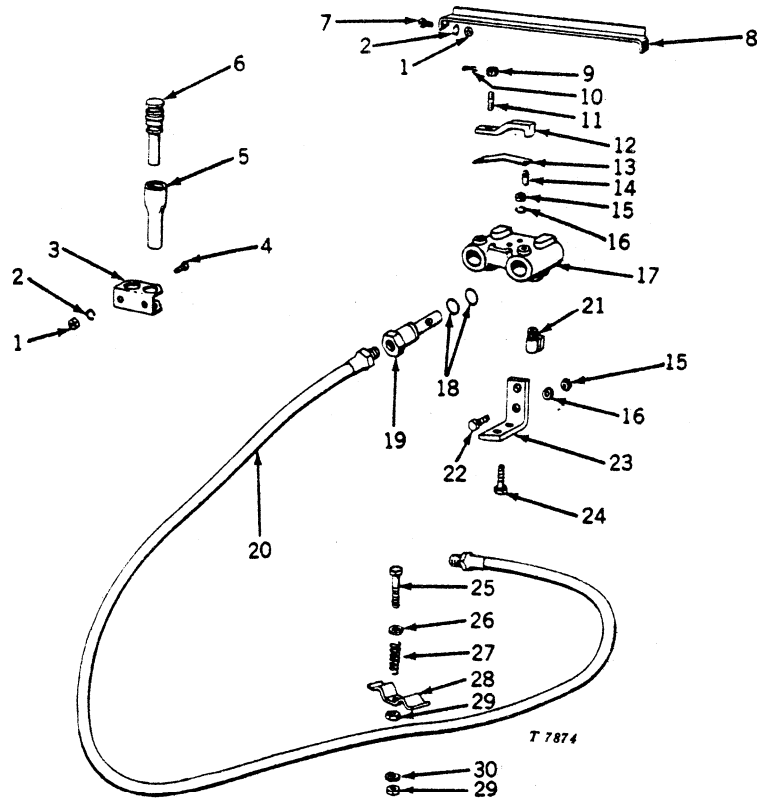
Key	Part No.	Serial No.	Description
1	M 1361 T	(-)	Elbow (2 used)
2	T 10604 T	(-)	Spring (2 used) (sub. for M1321T)
3	M 1320 T	(-)	Valve, check (2 used)
4	R 28786 R	(-)	Shim, check valve push rod, .010" (sub. for AM764T) (packed 5 in a pkg.)
5	R 28785 R	(-)	Shim, check valve push rod, .005" (sub. for AM763T) (packed 5 in a pkg.)
6	M 515 T	(-)	Shim, check valve push rod, .002" (sub. for AM762T) (packed 5 in a pkg.)
7	M 1319 T	(-)	Rod, push (2 used)
8	M 1311 T	(-)	Retainer, poppet
9	M 1312 T	(-)	Gasket, copper
10	M 1310 T	(-)	Shim, poppet spring (sub. for AM1361T) (packed 5 in a pkg.)
11	M 1309 T	(-)	Spring
12	405 R	(-)	Ball (sub. for L467T)
13	M 1342 T	(-)	Elbow
14	15H 276 A	(-)	Plug, pipe, 3/8", hex. ctsk. (2 used)
15	M 1318 T	(-)	Plug
16	T 13213 T	(-)	Washer, aluminum (sub. for M1038T)
17	M 1317 T	(-)	Shim, relief valve spring, .027" (sub. for AM1333T) (packed 5 in a pkg.)
18	M 1477 T	(-)	Shim, relief valve spring, .010" (sub. for AM1524T) (packed 5 in a pkg.)
19	M 1316 T	(-)	Spring, relief valve
20	M 1363 T	(-)	Follower, relief valve
21	M 886 T	(-)	Ball, relief valve
22	M 1343 T	(-)	Connector
23	AM 586 T	(-)	Seal, oil
24	M 1344 T	(-)	Elbow
25	M 1302 T	(-)	Housing, control valve (sub. for AM1332T)
26	25H 266 A	(-)	Pin, groov-, 1/8" x 1/2"
27	M 1313 T	(-)	Screw, float
28	M 1312 T	(-)	Gasket
29	M 1314 T	(-)	Cap
30	M 1303 T	(-)	Valve, control (sub. for AM1360T)
31	M 1304 T	(-)	Washer (2 used) (packed 2 in a pkg.)
32	M 1305 T	(-)	Spring
33	M 1306 T	(-)	Ring, snap (packed 2 in a pkg.)
34	M 1307 T	(-)	Washer, copper
35	M 1308 T	(-)	Cap
36	L 300 T	(-)	Yoke
37	L 364 T	(-)	Pin (2 used)
38	11H 206 A	(-)	Pin, cotter, 3/32" x 3/4" (2 used)
39	14H 807 A	(-)	Nut, hex., 7/16"
40	AM 2054 T	(-)	Rod, valve control (sub. for AM1322T)
41	19H 1726 A	(-)	Screw, cap, 3/8" x 2-1/4"
42	M 1340 T	(-)	Washer
43	M 1339 T	(-)	Spacer
44	M 1336 T	(-)	Bracket (sub. for AM1338T)
45	12H 293 A	(-)	Washer, lock, 7/16" (2 used)
46	19H 1146 A	(-)	Screw, cap, 7/16" x 2-1/2" (2 used)
47	12H 304 A	(-)	Washer, lock, 3/8"
48	14H 812 A	(-)	Nut, hex., 3/8"
49	M 1818 T	(-)	Lever, control (sub. for AM1339T and M1338T)
50	M 526 T	(-)	Knob
51	AM 1315 T	(-)	Control valve assembly

OIL RESERVOIR ASSEMBLY
Model MC



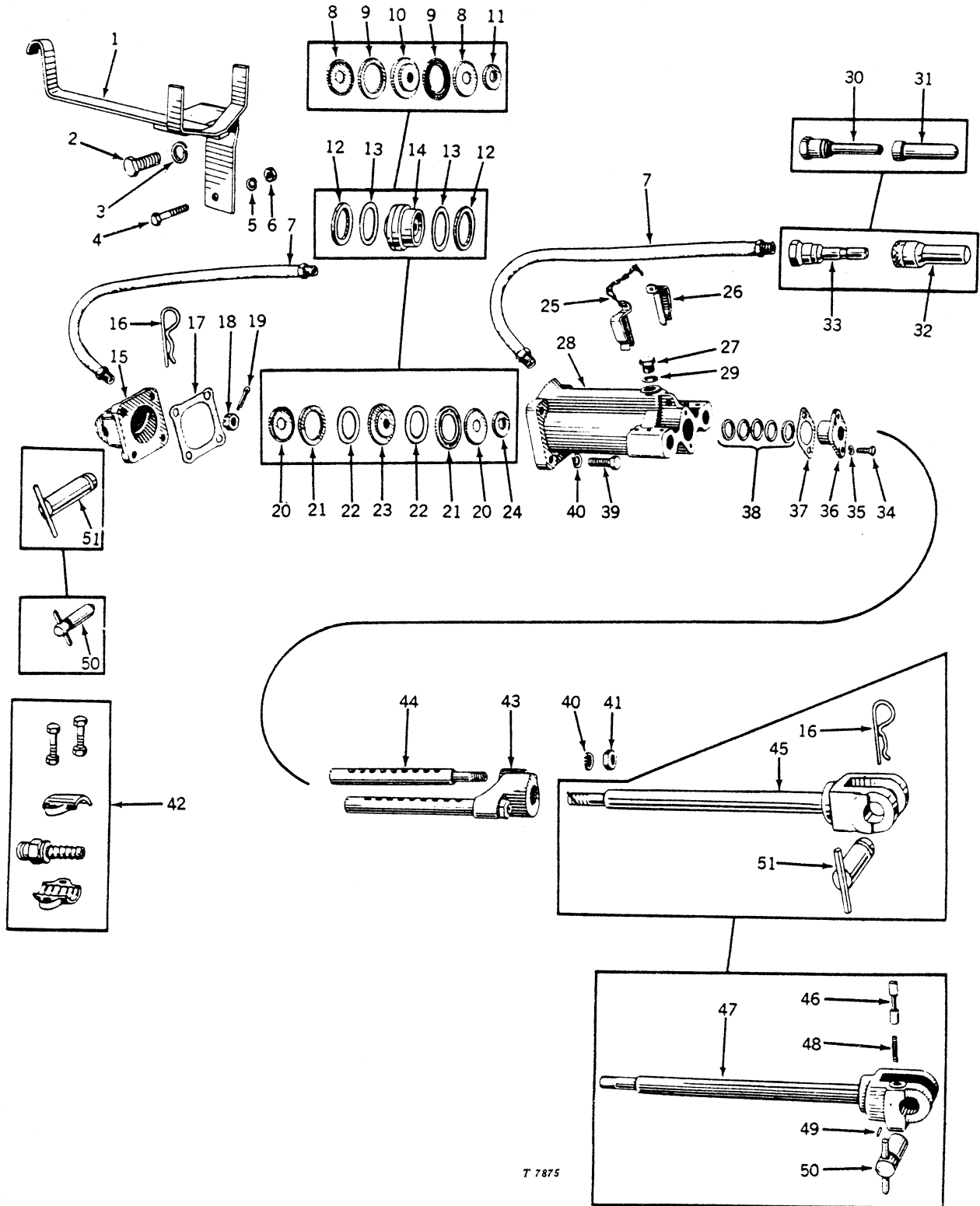
Key	Part No.	Serial No.	Description
1	AM 1319 T	(-)	Breather, with bayonet oil gauge (sub. for AM1337T)
2	19H 1900 A	(-)	Screw, cap, 5/16" x 3/4" (3 used)
3	AM 1317 T	(-)	Reservoir, oil (sub. for AM1336T)
4	AM 1320 T	(-)	Plug, magnetic drain
5	AM 1321 T	(-)	Bracket, reservoir
6	12H 303 A	(-)	Washer, lock, 5/16" (3 used)
7	14H 785 A	(-)	Nut, hex., 5/16" (3 used)
8	19H 2128 A	(-)	Screw, cap, 3/8" x 3"
9	12H 304 A	(-)	Washer, lock, 3/8" (2 used)
10	14H 812 A	(-)	Nut, hex., 3/8" (2 used)
11	19H 2054 A	(-)	Screw, cap, 3/8" x 4-3/4"
12	M 1365 T	(-)	Plate, reinforcing
13	28H 1729 A	(-)	Spacer, pipe, 1/2" x 1-9/16" (sub. for M1364T)
14	M 1335 T	(-)	Spacer
15	12H 293 A	(-)	Washer, lock, 7/16" (3 used)
16	19H 339 A	(-)	Screw, cap, 7/16" x 1-3/8"
17	19H 1822 A	(-)	Screw, cap, 7/16" x 1" (2 used)

BREAKAWAY COUPLING AND FLEXIBLE OIL LINES
Model MC



Key	Part No.	Serial No.	Description
1	14H 785 A	(-)	Nut, hex., 5/16" (4 used)
2	12H 303 A	(-)	Washer, lock, 5/16" (4 used)
3	AA 3754 A	(-)	Bracket, coupling plug, with spring
4	19H 1905 A	(-)	Screw, cap, 5/16" x 1" (2 used)
5	A 3614 R	(-)	Cap, coupling (2 used) (packed 5 in a pkg.)
6	M 1324 T	(-)	Plug, breakaway coupling (2 used) (sub for AM1335T)
7	19H 1813 A	(-)	Screw, cap, 5/16" x 5/8" (2 used)
8	AM 1340 T	(-)	Bracket, seat (sub. for AM1341T)
9	14H 511 A	(-)	Nut, hex., 5/16"
10	11H 231 A	(-)	Pin, cotter, 1/16" x 1"
11	A 3612 R	(-)	Stud
12	A 3611 R	(-)	Cam, pawl spring
13	A 3610 R	(-)	Spring, pawl retainer (packed 5 in a pkg.)
14	A 3609 R	(-)	Pawl (2 used)
15	14H 812 A	(-)	Nut, hex., 3/8" (4 used)
16	12H 304 A	(-)	Washer, lock, 3/8" (4 used)
17	M 1323 T	(-)	Body, breakaway coupling (sub. for AM1334T)
18	A 3190 R	(-)	Packing, "O" ring (4 used) (packed 5 in a pkg.)
19	A 3613 R	(-)	Coupling (2 used)
20	AA 4279 R	(-)	Line, flexible oil (2 used)
21	M 1342 T	(-)	Elbow (2 used)
22	19H 1139 A	(-)	Screw, cap, 3/8" x 1-1/8" (2 used)
23	M 1337 T	(-)	Bracket, mounting
24	19H 1800 A	(-)	Screw, cap, 3/8" x 1-1/2" (2 used)
25	19H 2055 A	(-)	Screw, cap, 7/16" x 2-1/4" (2 used)
26	24H 1325 A	(-)	Washer, plain, 15/32" x 15/16" x .060" (2 used)
27	M 898 T	(-)	Spring (2 used)
28	M 1369 T	(-)	Clip, hose (2 used)
29	14H 849 A	(-)	Nut, hex., jam, 7/16" (4 used)
30	12H 293 A	(-)	Washer, lock, 7/16" (2 used)

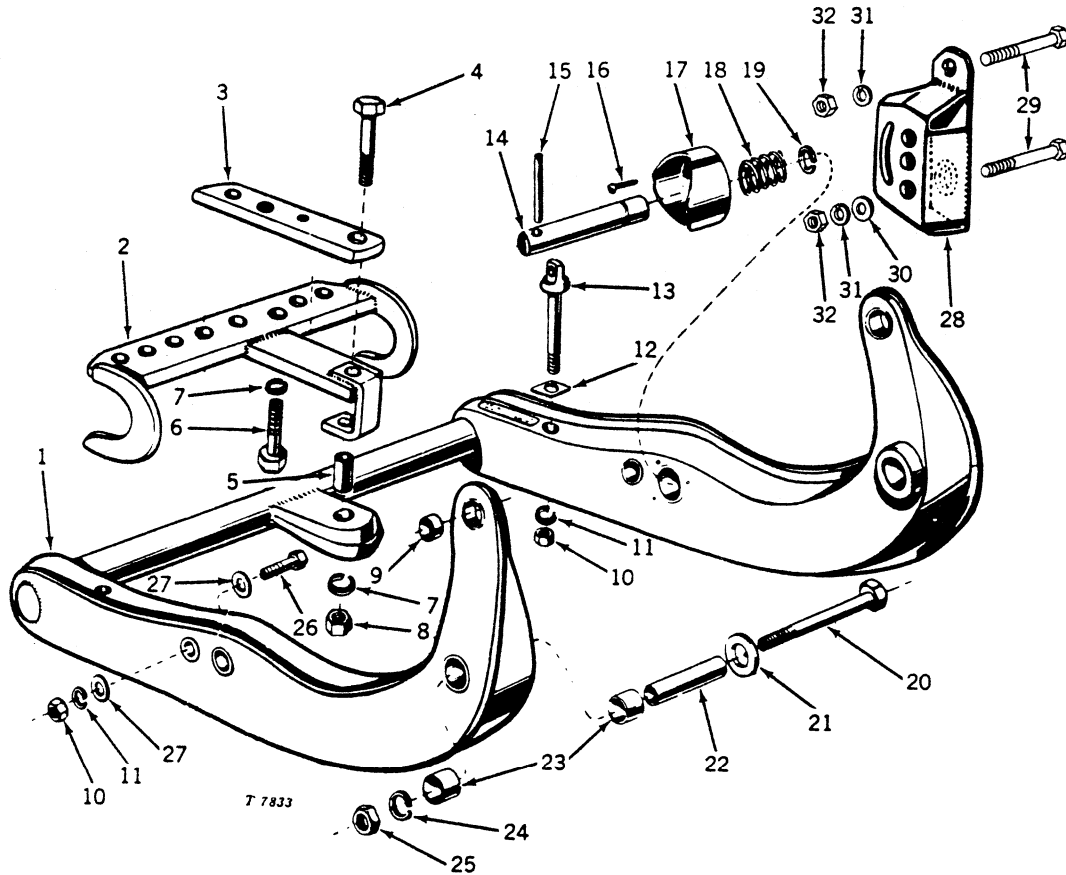
REMOTE CONTROL CYLINDER
Model MC



T 7875

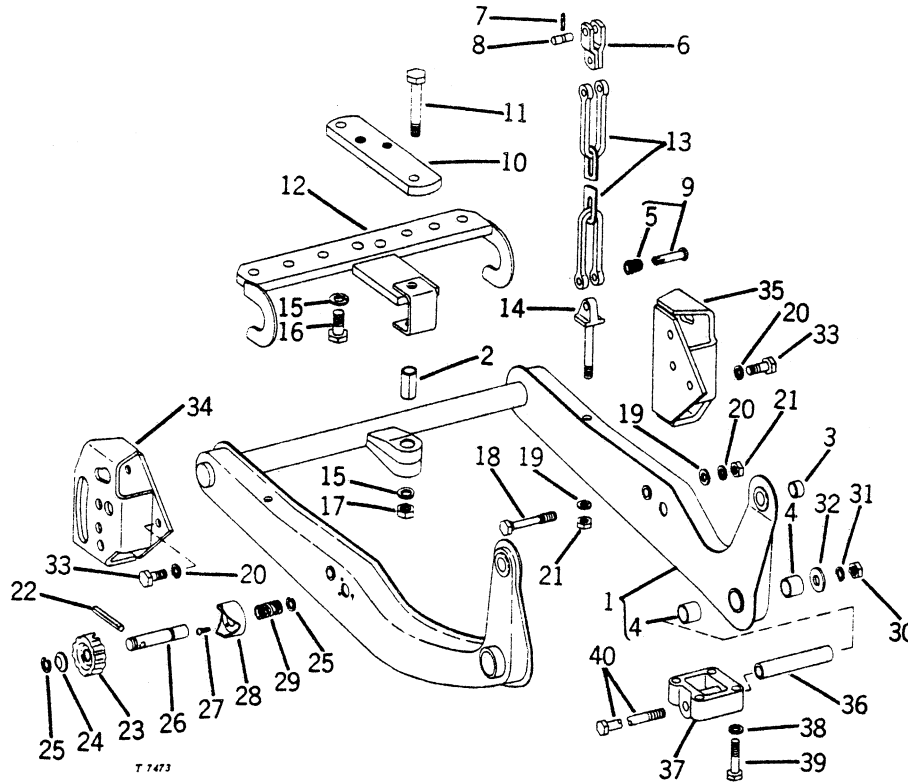
REMOTE CONTROL CYLINDER -- Continued
Model MC

Key	Part No.	Serial No.	Description
1	AM 1348 T	(3-RC100 -)	Carrier, cylinder assembly
2	19H 1862 A	(3-RC100 -)	Screw, cap, 3/4" x 2-1/2"
3	12H 236 A	(3-RC100 -)	Washer, lock, 3/4"
4	19H 1899 A	(3-RC100 -)	Screw, cap, 7/16" x 2"
5	12H 293 A	(3-RC100 -)	Washer, lock, 7/16"
6	14H 813 A	(3-RC100 -)	Nut, hex., 7/16"
7	AA 3752 R	(3-RC100 -26258)	Oil line, flexible (48" long) (2 used)
	AA 4279 R	(3-RC26259 -)	Oil line, flexible (88" long) (2 used)
8	A 3170 R	(3-RC100 -14348)	Retainer (2 used) (sub. A3953R)
9	A 3169 R	(3-RC100 -14348)	Ring, piston (rubber) (2 used) (packed 2 in a pkg.)
10	A 3167 R	(3-RC100 -14348)	Piston (sub. AA4493R)
11	A 4230 R	(3-RC100 -14348)	Spacer (sub. for A3168R)
12	A 3459 RT	(3-RC14349 -44350)	Ring, piston (rubber) (2 used)
13	A 3460 RT	(3-RC14349 -44350)	Washer, backing (2 used)
14	AA 4102 R	(3-RC14349 -44350)	Piston, A3458R, with rings and washers (sub. AA4493R)
15	A 3163 R	(3-RC100 -26258)	End cap (sub. one A3578R, one A3581R, and one AA4282R)
	A 3578 R	(3-RC26259 -)	End cap
16	A 3581 R	(3-RC26259 -)	Pin, spring locking (2 used) (packed 25 in a pkg.)
17	A 3164 R	(3-RC100 -)	Gasket (packed 5 in a pkg.)
18	14H 534 A	(3-RC100 -)	Nut, hex., 3/4"
19	11H 237 A	(3-RC100 -)	Pin, cotter, 1/8" x 2"
20	A 3953 R	(3-RC44351 -86798)	Retainer (2 used)
	A 4229 R	(3-RC86799 -)	Retainer (2 used)
21	A 3169 R	(3-RC44351 -)	Ring, piston (rubber) (2 used) (packed 2 in a pkg.)
22	A 3952 R	(3-RC44351 -)	Washer, backing (2 used) (packed 5 in a pkg.)
23	AA 4493 R	(3-RC44351 -)	Piston, A3951R, with rings, retainers, washers, and spacers (will fit 3-RC100)
24	A 4230 R	(3-RC44351 -)	Spacer (sub. for A3168R)
25	D 2913 R	(3-RC100 -)	Link, chain end (2 used) (packed 2 in a pkg.)
	A 3184 R	(3-RC100 -)	Chain
26	AA 3749 R	(3-RC100 -)	Pin, stop, with spring (2 used)
27	H 945 R	(3-RC100 -)	Plug
28	A 3162 R	(3-RC100 -)	Cylinder
29	D 465 R	(3-RC100 -)	Gasket (packed 2 in a pkg.)
30	AA 5534 R	(3-RC100 -36947)	Coupling (2 used) (sub. A3134R)
31	A 3255 R	(3-RC100 -36947)	Cap (2 used)
32	A 3614 R	(3-RC36948 -)	Cap (2 used) (packed 5 in a pkg.)
33	AA 5535 R	(3-RC36948 -)	Coupling (2 used) (sub. for A3613R)
34	19H 1731 A	(3-RC100 -)	Screw, cap, 3/8" x 1" (2 used)
35	12H 304 A	(3-RC100 -)	Washer, lock, 3/8"
36	A 3172 R	(3-RC100 -)	Retainer, seal
37	A 3173 R	(3-RC100 -)	Shim, .010" (4 used) (packed 5 in a pkg.)
	A 3174 R	(3-RC100 -)	Shim, 1/32" (2 used)
38	AA 3741 R	(3-RC100 -)	V-seal assembly
39	19H 1734 A	(3-RC100 -)	Screw, cap, 5/8" x 2" (4 used)
40	12H 294 A	(3-RC100 -)	Washer, lock, 5/8" (6 used)
41	14H 479 A	(3-RC100 -)	Nut, hex., 5/8" (2 used)
42	AA 4864 R	(3-RC100 -)	Coupling assembly (for splicing damaged flexible oil lines) (1/2" L.D.)
43	A 3175 R	(3-RC100 -)	Stop, piston rod
44	A 3176 R	(3-RC100 -)	Rod (2 used)
45	AA 4281 R	(3-RC26259 -)	Rod, piston, with yoke, A3579R
46	A 3181 R	(3-RC100 -26258)	Pin, lock (2 used)
47	AA 3748 R	(3-RC100 -26258)	Rod, piston, with yoke, A3166R (sub. one A3581R, one AA4281R, and one AA4282R)
48	A 3182 R	(3-RC100 -26258)	Spring (2 used)
49	25H 43 A	(3-RC100 -26258)	Pin, groov-, 1/8" x 7/8" (2 used)
50	AA 3751 R	(3-RC100 -26258)	Pin, attaching (2 used)
51	AR 1362 R	(3-RC26259 -)	Pin, attaching (2 used)

DRAWBAR ASSEMBLY
Model M

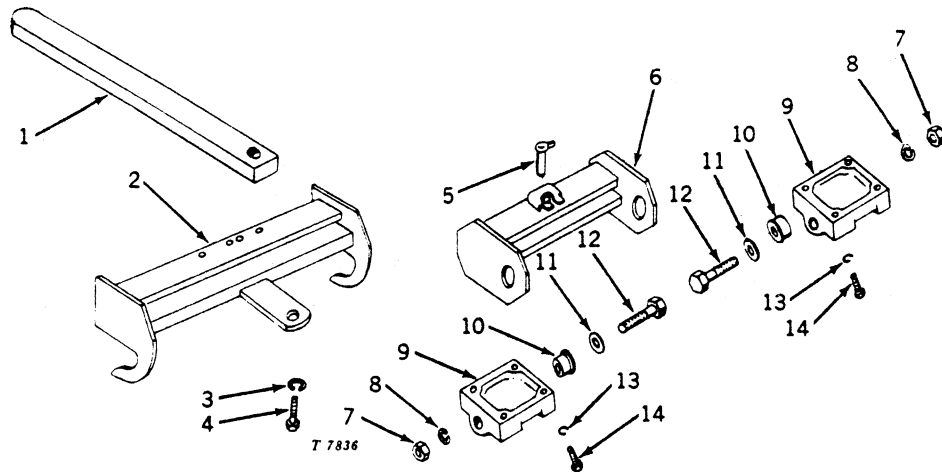
Key	Part No.	Serial No.	Description
1	AM 398 T	(-)	Drawbar (M478T)
2	AM 404 T	(-)	Clevis, hitch plate
3	M 634 T	(-)	Extension, clevis plate
4	19H 2084 A	(-)	Screw, cap, 3/4" x 4-1/2"
5	M 479 T	(-)	Bushing
6	19H 1324 A	(-)	Screw, cap, 3/4" x 1-3/8"
7	12H 236 A	(-)	Washer, lock, 3/4" (2 used)
8	14H 809 A	(-)	Nut, hex., 3/4"
9	M 481 T	(-)	Bushing (2 used)
10	14H 809 A	(-)	Nut, hex., 1/2" (4 used)
11	12H 301 A	(-)	Washer, lock, 1/2" (4 used)
12	M 654 T	(-)	Shim, .030" (as required)
13	AM 436 T	(-)	Bolt, eye (2 used)
14	M 485 T	(-)	Pin, lock (2 used)
15	M 486 T	(-)	Handle, lock pin (2 used)
16	M 2474 T	(-)	Screw, No. 10 x 1" (6 used) (sub. for M364T) (packed 4 in a pkg.)
17	AM 400 T	(-)	Cam (2 used)
18	M 487 T	(-)	Spring (2 used)
19	M 488 T	(-)	Ring, snap (2 used)
20	8H 4165 A	(-)	Bolt, cge., 5/8" x 8" (2 used)
21	M 491 T	(-)	Washer (2 used)
22	M 490 T	(-)	Pin (2 used)
23	M 480 T	(-)	Bushing (4 used)
24	12H 294 A	(-)	Washer, lock, 5/8" (2 used)
25	14H 808 A	(-)	Nut, hex., 5/8" (2 used)
26	M 760 T	(-)	Screw, cap, special (2 used)
27	24H 1111 A	(-)	Washer, plain, 17/32" x 1-1/16" x .090"
28	AM 402 T	(-)	Bracket, lock, right (8-24, 9-24 and 10-24 tires)
	AM 1564 T	(45344-)	Bracket, lock, right (11-26 and 12-26 tires)
	AM 403 T	(-)	Bracket, lock, left (8-24, 9-24 and 10-24 tires)
	AM 1565 T	(45344-)	Bracket, lock, left (11-26 and 12-26 tires)
29	19H 1529 A	(-)	Screw, cap, 5/8" x 4-1/2" (2 used)
30	M 495 T	(-)	Washer, plain, special
31	12H 294 A	(-)	Washer, lock, 5/8" (2 used)
32	14H 808 A	(-)	Nut, hex., 5/8" (2 used)

DRAWBAR AND CLEVIS PLATE
Model MT



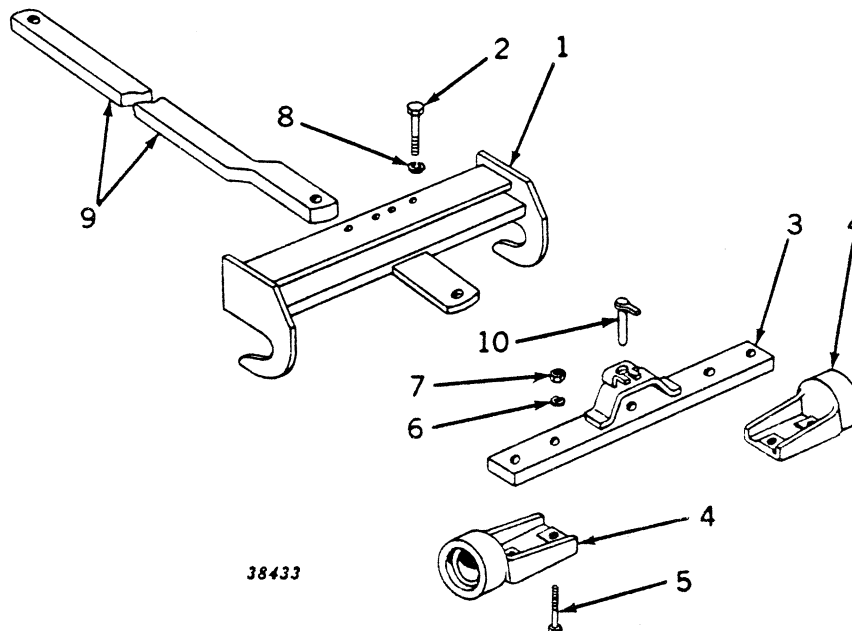
Key	Part No.	Serial No.	Description
1	AM 861 T	(-)	Drawbar assembly, with bushings
2	M 479 T	(-)	Bushing, rear pivot
3	M 481 T	(-)	Bushing, beam ferrule (2 used)
4	M 480 T	(-)	Bushing, anchor pin (4 used)
5	M 687 T	(-)	Spring (4 used)
6	AM 1079 T	(-)	Yoke (2 used)
7	25H 52 A	(-23649)	Pin, groov-, 5/32" x 1" (2 used)
8	AM 1331 T	(-)	Pin (2 used) (sub. for M559T)
9	AM 504 T	(-)	Pin, clevis (4 used)
10	M 634 T	(-)	Extension, clevis plate
11	19H 2084 A	(-)	Screw, cap, 3/4" x 4-1/2"
12	AM 404 T	(-)	Clevis, hitch plate
13	AM 1081 T	(-)	Chain, lift (2 used) (sub. for AM1118T)
14	AM 436 T	(-)	Bolt, eye (2 used)
15	12H 236 A	(-)	Washer, lock, 3/4" (2 used)
16	19H 1324 A	(-)	Screw, cap, 3/4" x 1-3/8"
17	14H 794 A	(-)	Nut, hex., 3/4"
18	M 760 T	(-)	Screw, cap, special
19	24H 1111 A	(-)	Washer, plain, 17/32" x 1-1/16" x .090" (2 used)
20	12H 301 A	(-)	Washer, lock, 1/2" (9 used)
21	14H 809 A	(-)	Nut, hex., 1/2" (3 used)
22	25H 834 A	(-)	Pin, groov-. 3/8" x 3" (2 used)
23	M 1122 T	(-)	Wheel, hand, drawbar lock (2 used)
24	M 1123 T	(-)	Washer, spring (2 used)
25	M 488 T	(-)	Ring, snap (4 used)
26	M 1121 T	(-)	Pin, drawbar lock (2 used)
27	M 2474 T	(-)	Screw, No. 10 x 1" (6 used) (sub. for M364T) (packed 4 in a pkg.)
28	AM 400 T	(-)	Cam (2 used)
29	M 487 T	(-)	Spring (2 used)
30	14H 808 A	(-)	Nut, hex., 5/8" (2 used)
31	12H 294 A	(-)	Washer, lock, 5/8" (2 used)
32	M 491 T	(-)	Washer (2 used)
33	19H 1815 A	(-)	Screw, cap, 1/2" x 1-1/4" (6 used)
34	AM 862 T	(-)	Bracket, lock, right
35	AM 863 T	(-)	Bracket, lock, left
36	M 490 T	(-)	Pin, anchor (2 used)
37	M 858 T	(-)	Pivot, anchor pin (2 used) (sub. for AM925T)
38	12H 293 A	(-)	Washer, lock, 7/16" (8 used)
39	19H 2055 A	(-)	Screw, cap, 7/16" x 2-1/4" (8 used)
40	3H 4165 A	(-)	Bolt, cge., 5/8" x 8" (2 used)

SWINGING DRAWBAR ATTACHMENT
Model MT



Key	Part No.	Serial No.	Description
1	M 1661 T	(-)	Drawbar, swinging
2	AM 1730 T	(-)	Support assembly, drawbar
3	12H 236 A	(-)	Washer, lock, 3/4"
4	19H 1782 A	(-)	Screw, cap, 3/4" x 2-1/4"
5	AA 5365 R	(-)	Pin, pivot (sub. for B2198R)
6	AM 1733 T	(-)	Crossbar assembly
7	14H 808 A	(-)	Nut, hex., 5/8" (2 used)
8	12H 294 A	(-)	Washer, lock, 5/8" (2 used)
9	M 1659 T	(-)	Pivot, anchor (2 used)
10	M 1658 T	(-)	Dowel, pivot (2 used)
11	M 491 T	(-)	Washer (2 used)
12	M 1660 T	(-)	Screw, cap, special (2 used)
13	12H 293 A	(-)	Washer, lock, 7/16" (4 used)
14	19H 2055 A	(-)	Screw, cap, 7/16" (4 used)

SWINGING DRAWBAR ATTACHMENT
Model M

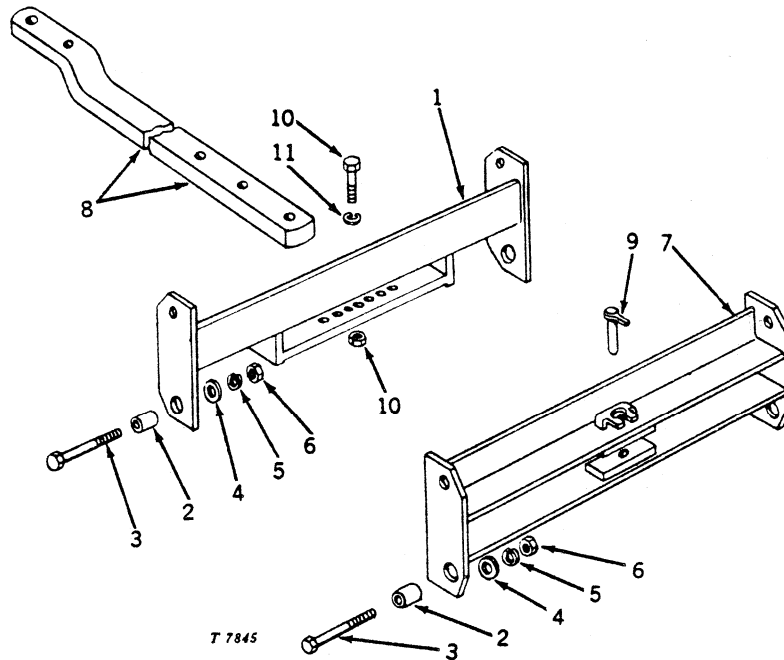


Key	Part No.	Serial No.	Description
1	AM 1730 T	(-)	Support, drawbar
2	19H 1782 A	(-)	Screw, cap, 3/4" x 2-1/4"
3	AM 1731 T	(-)	Crossbar assembly
4	M 1654 T	(-)	Sleeve, trunnion (2 used)

SWINGING DRAWBAR ATTACHMENT -- Continued
Model M

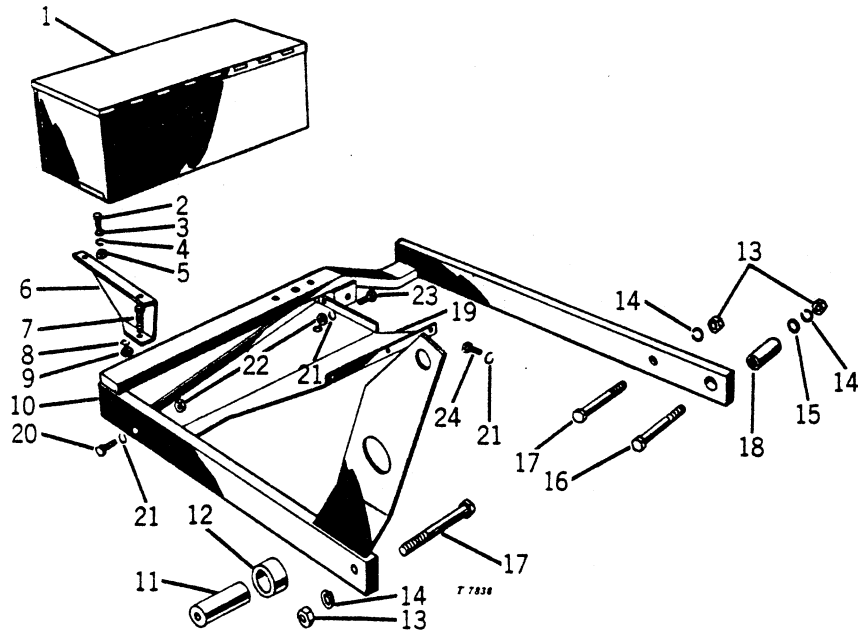
Key	Part No.	Serial No.	Description
5	19H 1847 A	(-)	Screw, cap, 5/8" x 2-1/2" (4 used)
6	12H 294 A	(-)	Washer, lock, 5/8" (4 used)
7	14H 760 A	(-)	Nut, hex., 5/8" (4 used)
8	12H 236 A	(-)	Washer, lock, 3/4"
9	M 1655 T	(-)	Drawbar
10	AA 5365 R	(-)	Pin, drawbar

SWINGING DRAWBAR
Model M (when not equipped with Touch-O-Matic Power Lift)



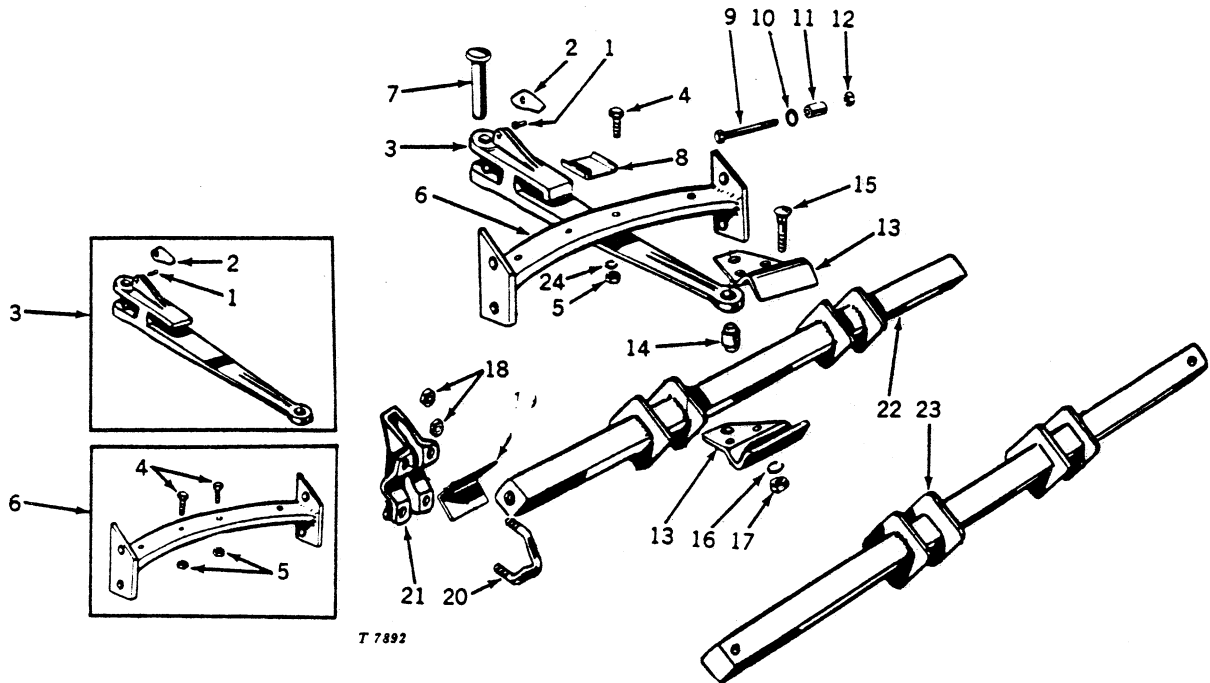
Key	Part No.	Serial No.	Description
1	AM 1657 T	(51620-)	Drawbar assembly, front
2	M 1568 T	(51620-)	Dowel, hollow (4 used)
3	19H 1529 A	(51620-)	Screw, cap, 5/8" x 4-1/2" (8 used)
4	M 495 T	(51620-)	Washer, plain, 21/32" x 1-1/2" x .180" (4 used)
5	12H 294 A	(51620-)	Washer, lock, 5/8" (8 used)
6	14H 808 A	(51620-)	Nut, hex., 5/8" (8 used)
7	AM 1658 T	(51620-)	Drawbar assembly, rear
8	M 1572 T	(51620-)	Drawbar
9	AA 5365 R	(51620-)	Pin, pivot
10	19H 1974 A	(51620-)	Screw, cap, 1/2" x 2-3/4" (2 used) (also order two 14H809A hex. nuts)
11	12H 301 A	(51620-)	Washer, lock, 1/2" (2 used)

DRAWBAR AND TOOL BOX ASSEMBLY
Model MI



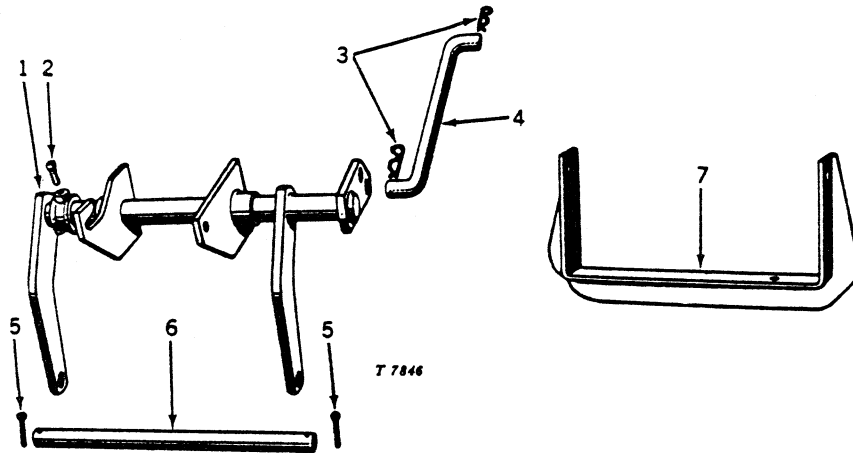
Key	Part No.	Serial No.	Description
1	AM 1311 T	(-)	Tool box assembly (sub. for AM1312T)
2	19H 1936 A	(-)	Screw, cap, 3/8" x 3/4" (4 used)
3	24H 1303 A	(-)	Washer, plain, 13/32" x 11/16" x .060" (4 used)
4	12H 304 A	(-)	Washer, lock, 3/8" (4 used)
5	14H 812 A	(-)	Nut, hex., 3/8" (4 used)
6	M 1296 T	(-)	Support, tool box (2 used)
7	19H 1740 A	(-)	Screw, cap, 7/16" x 1-3/4" (2 used)
8	12H 293 A	(-)	Washer, lock, 7/16" (2 used)
9	14H 813 A	(-)	Nut, hex., 7/16" (2 used)
10	AM 1539 T	(-)	Drawbar assembly
11	M 1236 T	(-)	Dowel, long
12	28H 1727 A	(-)	Spacer, pipe (sub. for M1273T)
13	14H 760 A	(-)	Nut, hex., 5/8" (3 used)
14	12H 294 A	(-)	Washer, lock, 5/8" (3 used)
15	M 491 T	(-)	Washer
16	19H 1923 A	(-)	Screw, cap, 5/8" x 5-1/2"
17	19H 2076 A	(-)	Screw, cap, 5/8" x 5" (2 used)
18	M 1271 T	(-)	Pin, anchor
19	M 1490 T	(10428-)	Guard, mower pulley
20	19H 1800 A	(10428-)	Screw, cap, 3/8" x 1-1/2" (2 used)
21	12H 304 A	(10428-)	Washer, lock, 3/8" (6 used)
22	14H 812 A	(10428-)	Nut, hex., 3/8" (3 used)
23	19H 1731 A	(10428-)	Screw, cap, 3/8" x 1"
24	19H 1732 A	(10428-)	Screw, cap, 3/8" x 1-1/4" (3 used)

DRAWBAR AND CROSSBAR ASSEMBLY
Model MC



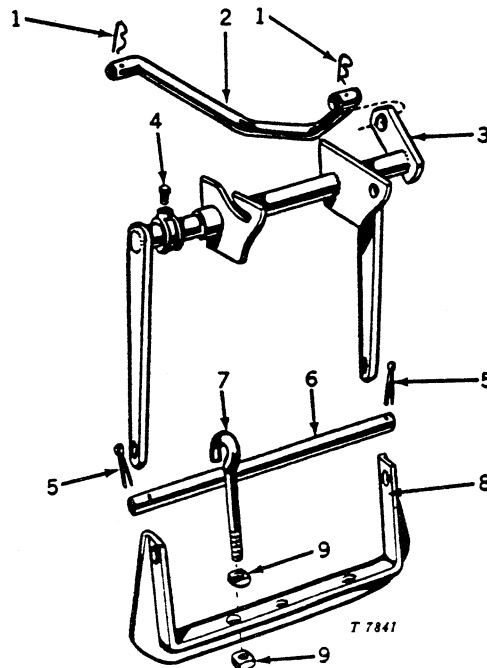
Key	Part No.	Serial No.	Description
1	16H 719 A	(-)	Rivet, 1/4" x 1-1/4"
2	TE 263 YT	(-)	Latch
3	ATE 2261 YT	(-)	Drawbar, with latch
4	8H 528 A	(-)	Bolt, cge., 1/2" x 1-1/4" (2 used)
5	14H 809 A	(-)	Nut, hex., 1/2" (2 used)
6	ATE 2267 YT	(-)	Quadrant, drawbar, with 2 machine bolt stops
7	T 12846 T	(-)	Pin, drawbar (sub. for AM1135T)
8	TE 265 YT	(-)	Plate, wear
9	M 804 T	(-)	Screw, cap, special (4 used)
10	L 139 T	(-)	Washer (4 used)
11	M 803 T	(-)	Dowel (4 used)
12	14H 809 A	(-)	Nut, hex., 1/2" (4 used)
13	TE 259 YT	(-)	Plate, front clevis (2 used)
14	TE 436 YT	(-)	Pin, pivot
15	3H 1407 A	(-)	Bolt, cge., 5/8" x 2-1/2" (2 used)
16	12H 294 A	(-)	Washer, lock, 5/8" (2 used)
17	14H 760 A	(-)	Nut, hex., 5/8" (2 used)
18	14H 808 A	(-)	Nut, hex., 5/8" (8 used)
19	TE 273 YT	(-)	Shim, safety block (as required)
20	F 125 YT	(-)	Bolt, "V" (4 used)
21	TE 277 YT	(-)	Block, safety (2 used)
22	ATE 2237 YT	(-)	Member, cross, rear, complete
23	ATE 2211 YT	(-)	Member, cross, front, complete
24	12H 301 A	(-)	Washer, lock, 1/2" (2 used)

SD903A AND SD1825A POWER DEPTH CONTROL
Model M



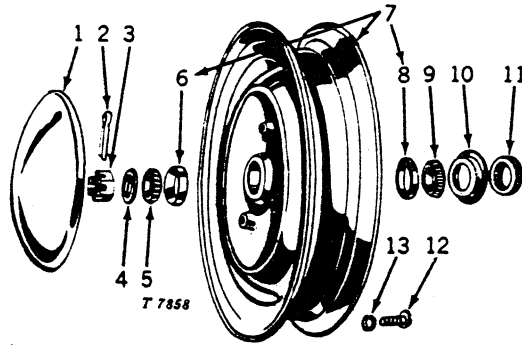
Key	Part No.	Serial No.	Description
1	DA 4055 A	(-)	Shaft assembly, control (8-24, 9-24 and 10-24 tires)
	DA 4604 A	(-)	Shaft, assembly, control (11-26 and 12-26 tires)
2	22H 748 A	(-)	Screw, set, 1/2" x 1"
3	28316 A	(-)	Pin, cotter, quick detachable (2 used)
4	29451 A	(-)	Rod, lifting (8-24, 9-24 and 10-24 tires)
	31027 A	(-)	Rod, lifting (11-26 and 12-26 tires)
5	11H 215 A	(-)	Pin, cotter, 1/4" x 1-1/2" (2 used)
6	29042 A	(-)	Rod, hanger, control bar, 1" x 16-3/4"
7	29041 A	(-)	Hanger, control bar (8-24, 9-24 and 10-24 tires)
	31026 A	(-)	Hanger, control bar (11-26 and 12-26 tires)

SD1391A POWER DEPTH CONTROL
Model MT



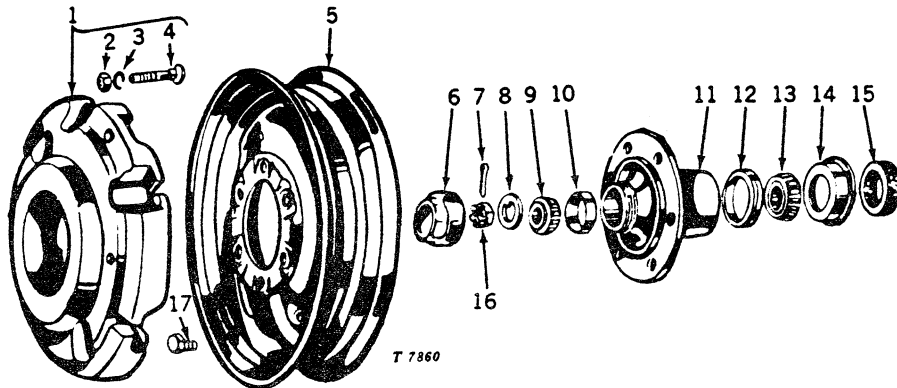
Key	Part No.	Serial No.	Description
1	28316 A	(-)	Pin, cotter, quick detachable (2 used)
2	29791 A	(-)	Rod, lifting
3	DA 4604 A	(-)	Shaft assembly, control
4	22H 748 A	(-)	Screw, set, 1/2" x 1"
5	11H 215 A	(-)	Pin, cotter, 1/4" x 1-1/2" (2 used)
6	29042 A	(-)	Rod, beam hanger
7	DA 4168 A	(-)	Bolt, eye, beam hanger, with 2 sq. nuts
8	29041 A	(-)	Hanger, beam
9	14H 199 A	(-)	Nut, sq., 5/8" (2 used)

CAST IRON FRONT WHEEL ASSEMBLY
Model M (Serial No. 10001-43250)



Key	Part No.	Serial No.	Description
1	AL 608 T	(-43250)	Cap, hub
2	11H 240 A	(-43250)	Pin, cotter, 5/32" x 1-1/2"
3	14H 534 A	(-43250)	Nut, hex., slotted, 3/8"
4	M 824 T	(-43250)	Washer, special
5	JD 7358 R	(-43250)	Cone, bearing, outer
6	JD 7250 R	(-43250)	Cup, bearing, outer
7	AL 2329 T	(-43250)	Wheel, front, with bearing cups
8	JD 7262 R	(-43250)	Cup, bearing, inner
9	JD 7243 T	(-43250)	Cone, bearing, inner
10	L 105 T	(-43250)	Cup, felt washer retainer
11	L 106 T	(-43250)	Felt, hub
12	21H 1233 A	(-43250)	Screw, mach., 5/16" x 1-1/2" (3 used)
13	12H 303 A	(-43250)	Washer, lock, 5/16" (3 used)

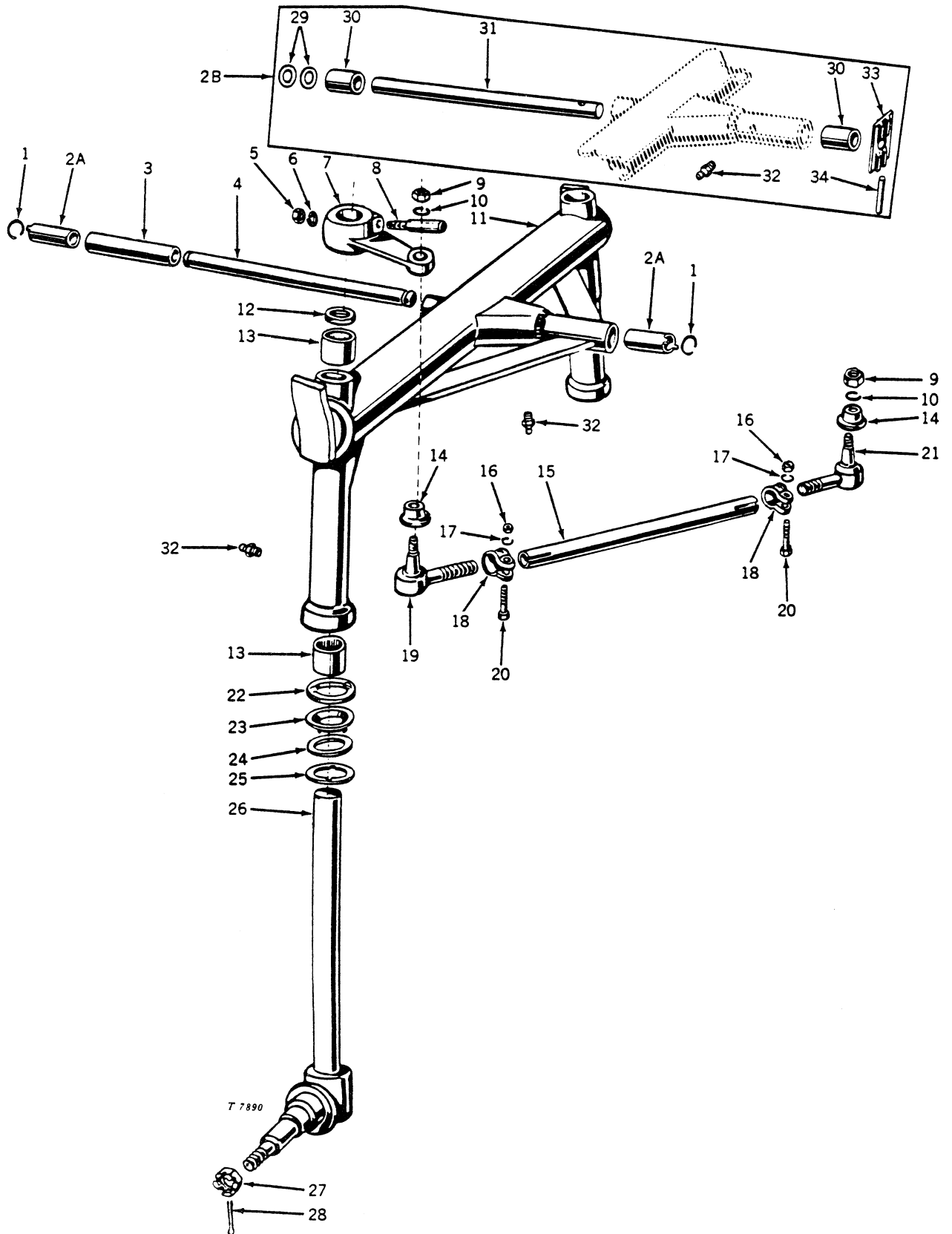
PRESSED STEEL FRONT WHEEL ASSEMBLY
Model M (Serial No. 43251-Up)
Model MI and MT (Serial No. 10001-Up)



Key	Part No.	Serial No.	Description
1	AT 15584 T	(-)	WEIGHT, FRONT WHEEL (65 LBS.) (CONTAINS TWO M168T) WITH AT15592T PACKAGE OF ATTACHING HARDWARE (2 USED) (SUB. FOR AM1152T)
2	14H 809 A	(-)	Nut, hex., 1/2" (2 used)
3	12H 301 A	(-)	Washer, lock, 1/2" (2 used)
4	3H 1593 A	(-)	Bolt, cge., 1/2" x 2-1/2", sq. neck, less nut (2 used)
5	JD 3000 T	(-)	Wheel, front, 15" rim (2 used)
	JD 3002 T	(-)	Wheel, front, 16" rim (2 used)
6	M 825 T	(-)	Cap, hub (2 used) (sub. for AM978T)
7	11H 240 A	(-)	Pin, cotter, 5/32" x 1-1/2"
8	M 824 T	(-)	Washer, retainer (2 used)
9	JD 8135 R	(-)	Cone, bearing (2 used)
10	JD 7438 R	(-)	Cup, bearing (2 used)
11	AM 953 T	(-)	Hub, front wheel, with bearing cups (2 used) (sub. for AM977T) (M, MI, MT)
	AM 1723 T	(-)	Hub, front wheel, with bearing cups (6:00 - 16-6 ply tires) (2 used) (MT)
12	JD 7449 D	(-)	Cup, bearing
13	JD 8134 D	(-)	Cone, bearing
14	L 105 T	(-)	Retainer (2 used)
15	L 106 T	(-)	Felt, hub (2 used)
16	14H 534 A	(-)	Nut, hex., 3/4", slotted
17	JD 19 R	(-)	Bolt, hub, special (6 used) (packed 20 in a pkg.)

Capital letters indicate an attachment. Attachments must be listed on separate order from repair parts.

FRONT AXLE (STANDARD)
Model M

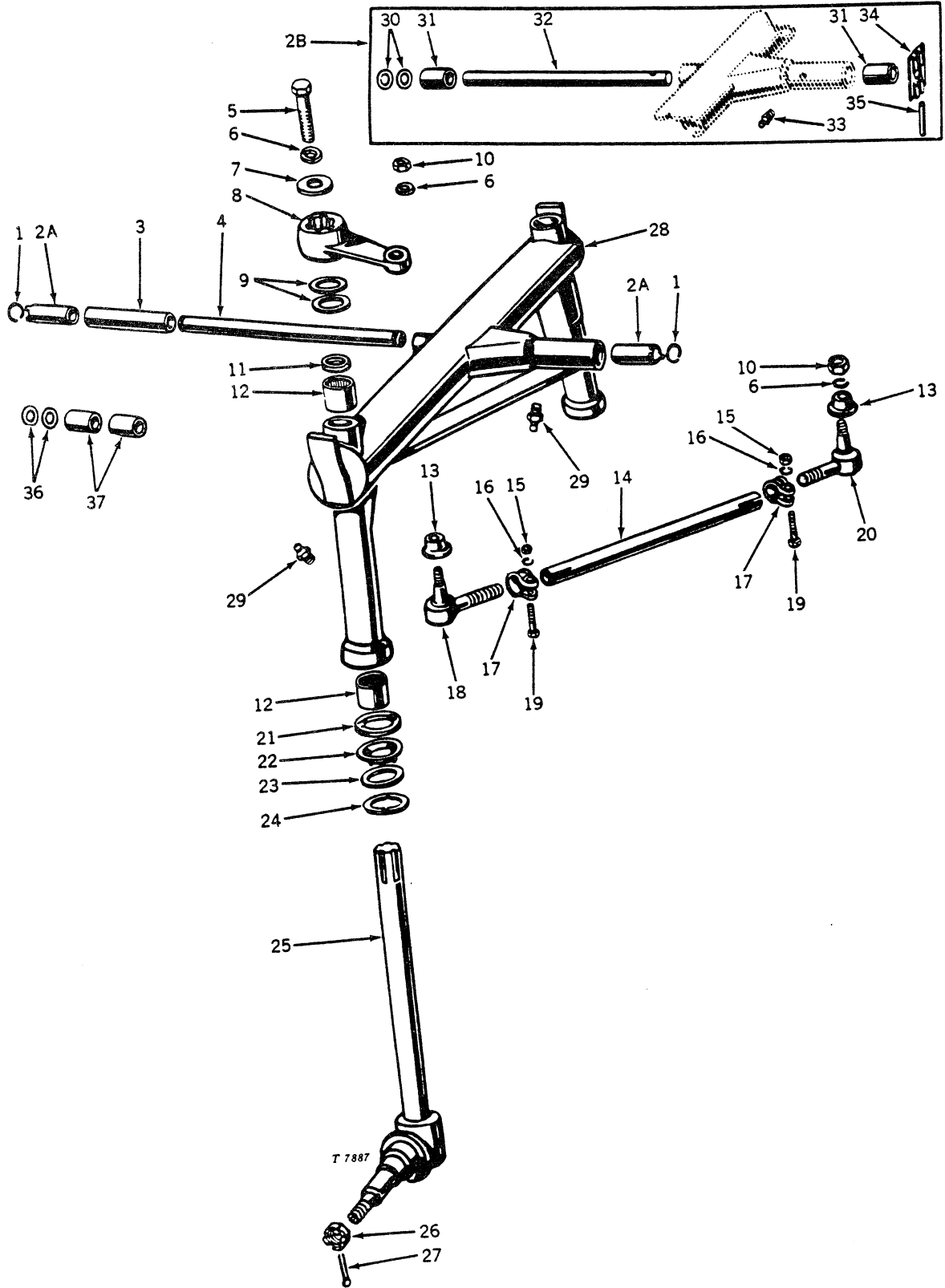


FRONT AXLE (STANDARD) -- Continued
Model M

Key	Part No.	Serial No.	Description
1	M 429 T	(-48523)	Ring, snap (2 used)
2A	AM 385 T	(-)	Sub. AM1604T
2B	AM 1604 T	(-48523)	Front axle pivot shaft and bushing changeover kit
3	M 426 T	(-48523)	Spacer
4	M 428 T	(-48523)	Shaft, pivot
5	14H 807 A	(-43163)	Nut, hex., 7/16" (2 used)
6	12H 293 A	(-43163)	Washer, lock, 7/16" (2 used)
7	AL 4617 T	(-43163)	Arm, steering, right
	M 433 T	(-43163)	Arm, steering, left (sub. for AM621T)
8	L 4624 T	(-43163)	Pin, spindle lock (2 used)
9	14H 865 A	(-)	Nut, hex., 1/2" (4 used)
10	12H 301 A	(-)	Washer, lock, 1/2" (4 used)
11	AM 622 T	(-43163)	Axle, front, with pivot bushings, needle bearings, pivot shaft, lock, and groov- pin
12	M 1518 T	(-)	Seal, felt (2 used)
13	JD 8820 T	(-)	Bearing, needle (4 used) (sub. for AM623T)
14	M 648 T	(-)	Cover, dust (4 used)
15	M 649 T	(-)	Tube, tie rod (2 used)
16	14H 650 A	(-)	Nut, hex., 5/16" (4 used)
17	12H 303 A	(-)	Washer, lock, 5/16" (4 used)
18	L 409 T	(-)	Clamp (4 used) (packed 3 in a pkg.)
19	AM 496 T	(-)	End, tie rod, with dust cover, and hex. nut, right hand thread (2 used) (sub. for AM498T)
20	L 410 T	(-)	Bolt, special (4 used)
21	AM 497 T	(-)	End, tie rod, with dust cover, and hex. nut, left hand thread (2 used) (sub. for AM499T)
22	M 427 T	(-)	Washer, thrust, upper (2 used)
23	L 4620 T	(-)	Washer, thrust, lower (2 used)
24	M 432 T	(-)	Seal, lower (2 used)
25	L 4622 T	(-)	Washer, retaining (2 used)
26	AM 387 T	(-43163)	Spindle and knuckle assembly (2 used) (sub. for AM624T)
27	14H 534 A	(-)	Nut, hex., 3/4" (2 used)
28	11H 240 A	(-)	Pin, cotter, 5/32" x 1-1/2" (2 used)
29	24H 1419 A*	(-48523)	Washer, plain, 57/64" x 1-3/4" x .048" (as required)
30	M 1582 T*	(-48523)	Bushing (2 used)
31	M 1581 T*	(-48523)	Shaft, pivot
32	JD 7759*	(-)	Fitting, grease (3 used)
33	M 1583 T*	(-48523)	Lock
34	M 1362 T*	(-48523)	Pin, groov- (packed 2 in a pkg.)

*Replacement parts for tractors upon which AM1604T front axle pivot shaft and bushing change-over kit has been installed.

FRONT AXLE (STANDARD)
 (For Use with Pressed Steel Wheels)
 Model M

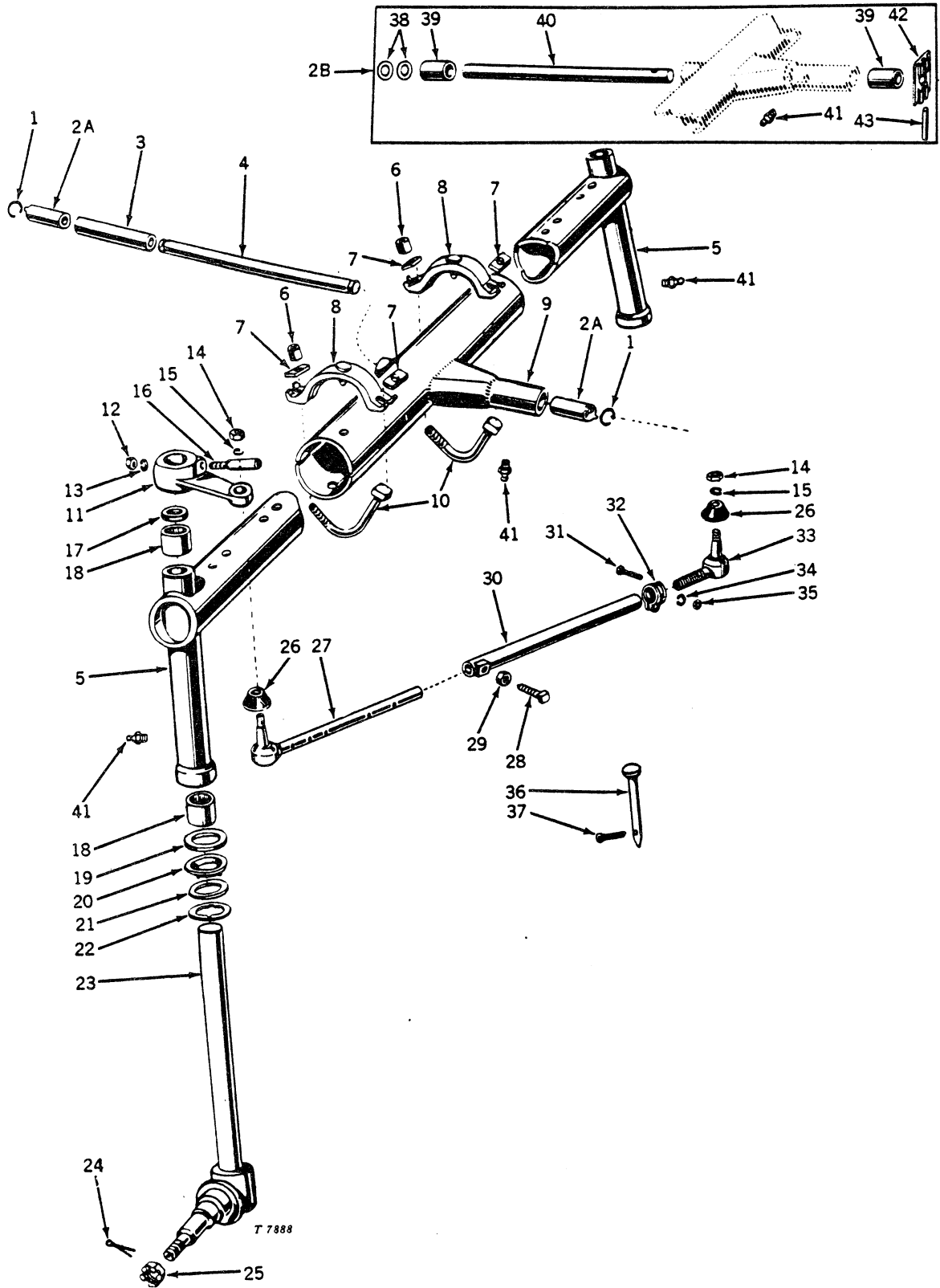


FRONT AXLE (STANDARD) -- Continued
(For Use with Pressed Steel Wheels)
Model M

Key	Part No.	Serial No.	Description
1	M 429 T	(-48523)	Ring, snap (2 used)
2A	AM 385 T	(-)	Sub. AM1604T
2B	AM 1604 T	(-48523)	Front axle pivot shaft and bushing change-over kit
3	M 426 T	(-48523)	Spacer
4	M 428 T	(-48523)	Shaft, pivot
	M 1593 T	(48524-)	Shaft, pivot
5	19H 1815 A	(43164-)	Screw, cap, 1/2" x 1-1/4" (2 used)
6	12H 301 A	(-)	Washer, lock, 1/2" (6 used)
7	M 557 T	(43164-)	Washer (2 used)
8	M 1251 T	(43164-)	Arm, steering, right (sub. for AM1277T)
	M 1252 T	(43164-)	Arm, steering, left (sub. for AM1278T)
9	M 1249 T	(43164-)	Shim, .010" (approx. 4 used) (packed 5 in a pkg.)
	M 1250 T	(43164-)	Shim, .027" (approx. 4 used) (packed 2 in a pkg.)
10	14H 865 A	(-)	Nut, hex., 1/2" (4 used)
11	M 1518 T	(-)	Seal, felt, (2 used)
12	JD 8820 T	(-)	Bearing, needle (4 used) (sub. for AM623T)
13	M 648 T	(-)	Cover, dust (4 used)
14	M 649 T	(-)	Tube, tie rod (2 used)
15	14H 650 A	(-)	Nut, hex., 5/16" (4 used)
16	12H 303 A	(-)	Washer, lock, 5/16" (4 used)
17	L 409 T	(-)	Clamp (4 used) (packed 3 in a pkg.)
18	AM 496 T	(-)	End, tie rod, with dust cover and hex. nut, right-hand thread (2 used) (2 used) (sub. for AM498T)
19	L 410 T	(-)	Bolt, special (4 used)
20	AM 497 T	(-)	End, tie rod, with dust cover and hex. nut, left-hand thread (2 used) (sub. for AM499T)
21	M 427 T	(-)	Washer, upper, thrust (2 used)
22	L 4620 T	(-)	Washer, lower thrust (2 used)
23	M 432 T	(-)	Seal, lower (2 used)
24	L 4622 T	(-)	Washer (2 used)
25	AM 1463 T	(43164-)	Spindle and knuckle assembly (2 used) (sub. for AM1470T)
26	14H 534 A	(-)	Nut, hex., 3/4" (2 used)
27	11H 240 A	(-)	Pin, cotter, 5/32" x 1-1/2" (2 used)
28	AM 1471 T	(43164-48523)	Axle, front, with pivot bushings, needle bearings, pivot shaft, lock and groov-pin
	AM 1686 T	(48524-)	Axle, front, with pivot bushings and needle bearings
29	JD 7759	(44412-)	Fitting, grease (2 used)
30	24H 1419 A*	(-48523)	Washer, plain, 57/64" x 1-3/4" x .048" (as required)
31	M 1582 T*	(-48523)	Bushing (2 used)
32	M 1581 T*	(-48523)	Shaft, pivot
33	JD 7759*	(-)	Fitting, grease
34	M 1583 T*	(-48523)	Lock
35	M 1362 T*	(-48523)	Pin, groov- (packed 2 in a pkg.)
36	24H 1451 A	(48524-)	Washer, plain, 1-1/32" x 1-3/4" x .060" (2 used)
37	M 1594 T	(48524-)	Bushing (2 used)

*Replacement parts for tractors upon which AM1604T front axle pivot shaft and bushing change-over kit has been installed.

ADJUSTABLE FRONT AXLE
Model M



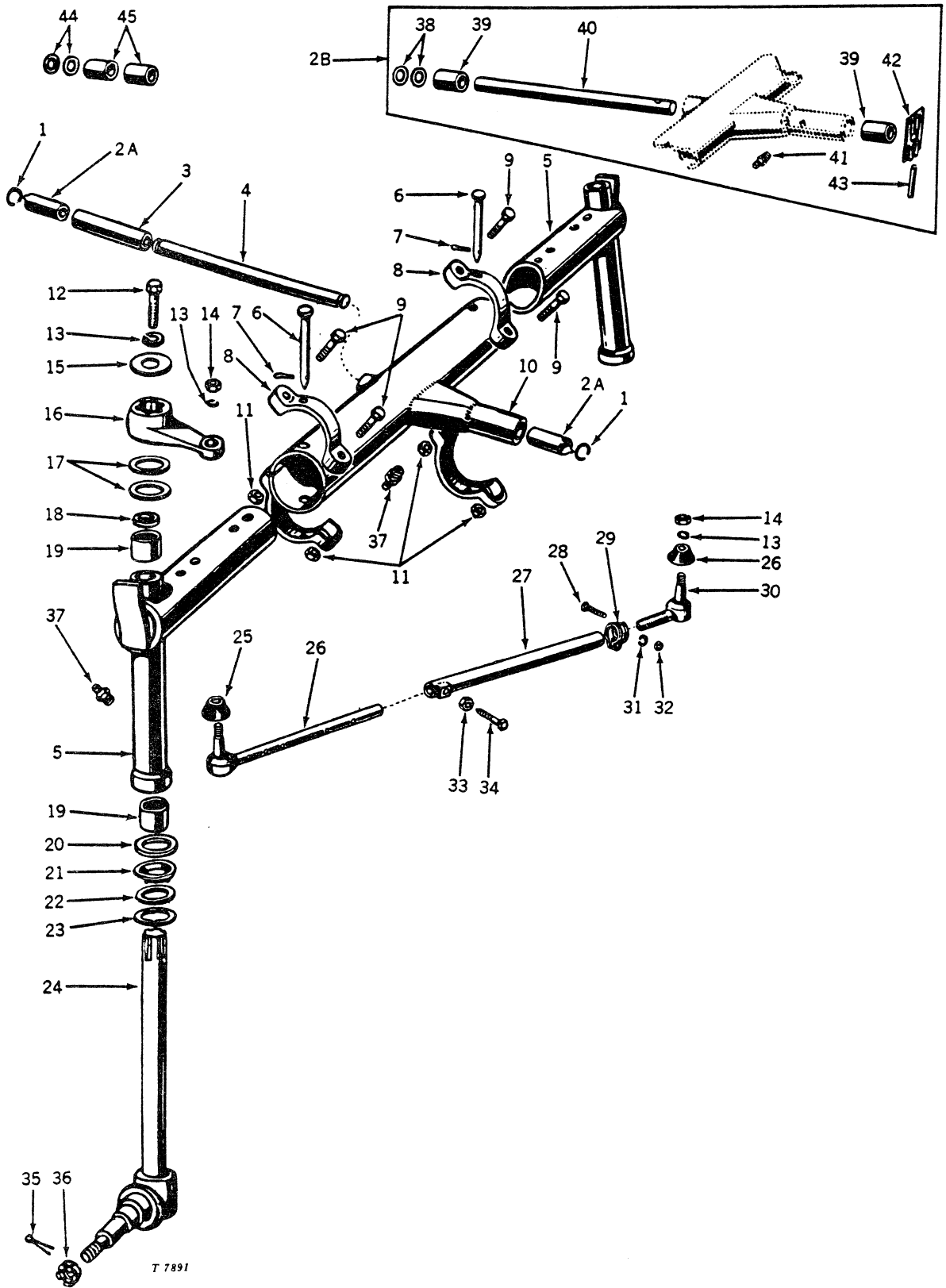
ADJUSTABLE FRONT AXLE -- Continued
Model M

Key	Part No.	Serial No.	Description
1	M 429 T	(-48516)	Ring, snap (2 used)
2A	AM 385 T	(-)	Sub. AM1604T
2B	AM 1604 T	(-48516)	Front axle pivot shaft and bushing change-over kit
3	M 426 T	(-48516)	Spacer
4	M 428 T	(-48516)	Shaft, pivot
5	AM 519 T	(-43250)	Pipe, adjustable, with needle bearings (2 used) (sub. for AM527T)
	AM 1541 T*	(-43250)	Pipe, right, adjustable with needle bearings (sub. for AM1545T)
	AM 1543 T*	(-43250)	Pipe, left, adjustable with needle bearings (sub. for AM1546T)
6	L 586 T	(-43250)	Nut, hex., 1/2" (2 used)
	14H 808 A*	(-43250)	Nut, hex., 5/8" (4 used)
7	M 697 T	(-43250)	Washer (4 used)
8	AM 521 T	(-43250)	Clamp (2 used) (sub. for AM528T)
	M 1460 T*	(-43250)	Clamp (4 used) (sub. for AM1474)
9	AM 529 T	(-43250)	Axle, adjustable, cross tube assembly, with pivot bushings and spacer
	AM 1472 T*	(-43250)	Axle, adjustable, cross tube assembly, with pivot bushings and spacer
10	M 696 T	(-43250)	U-bolt (2 used)
	19H 1456 A*	(-43250)	Screw, cap, 5/8" x 3-1/4" (4 used)
11	AL 4617 T	(-43250)	Arm, steering, right
	M 433 T	(-43250)	Arm, steering, left (sub. for AM621T)
12	14H 807 A	(-43250)	Nut, hex., 7/16" (2 used)
13	12H 293 A	(-43250)	Washer, lock, 7/16" (2 used)
14	14H 865 A	(-)	Nut, hex., 1/2" (4 used)
15	12H 301 A	(-)	Washer, lock, 1/2" (4 used)
16	L 4624 T	(-43250)	Pin (2 used)
17	M 1518 T	(-)	Seal, felt, upper (2 used)
18	JD 8820 T	(-)	Bearing, needle (4 used) (sub. for AM623T)
19	M 427 T	(-)	Washer, thrust, upper (2 used)
20	L 4620 T	(-)	Washer, thrust, lower (2 used)
21	M 432 T	(-)	Seal, felt, lower (2 used)
22	L 4622 T	(-)	Washer (2 used)
23	AM 387 T	(-43250)	Spindle and knuckle assembly (2 used) (sub. for AM624T)
24	11H 240 A	(-)	Pin, cotter, 5/32" x 1-1/2" (2 used)
25	14H 534 A	(-)	Nut, hex., 3/4" (2 used)
26	M 648 T	(-)	Cover, dust (4 used)
27	AM 523 T	(-)	End, tie rod (2 used) (sub. for AM530T)
28	M 2561 T	(-)	Screw, set, 5/16" x 7/8" (2 used)
29	14H 463 A	(-)	Nut, hex. jam, 5/16" (2 used)
30	AM 2795 T	(-)	Tube, tie rod (2 used) (sub. for AM524T)
31	L 410 T	(-)	Bolt, special (2 used)
32	L 409 T	(-)	Clamp, inner (2 used) (packed 3 in a pkg.)
33	AM 496 T	(-)	End, tie rod, with dust cover, and hex. nut, right hand thread (2 used) (sub. for AM498T)
34	12H 303 A	(-)	Washer, lock, 5/16" (2 used)
35	14H 650 A	(-)	Nut, hex., 5/16" (2 used)
36	M 1387 T*	(-43250)	Pin (2 used)
37	11H 236 A*	(-43250)	Pin, cotter, 1/8" x 1" (2 used)
38	24H 1419 A**	(-48516)	Washer, plain, 57/64" x 1-3/4" x .048" (as required)
39	M 1582 T**	(-48516)	Bushing (2 used)
40	M 1581 T**	(-48516)	Shaft, pivot
41	JD 7759 **	(-)	Fitting, grease (3 used)
42	M 1583 T**	(-48516)	Lock
43	M 1362 T**	(-48516)	Pin, groov- (packed 2 in a pkg.)

*Replacement parts for tractors 10001-43250 upon which AM1540T adjustable front axle replacement kit has been installed.

**Replacement parts for tractors upon which AM1604T front axle pivot shaft and bushing change-over kit has been installed.

ADJUSTABLE FRONT AXLE
 (For Use with Pressed Steel Wheel)
 Model M



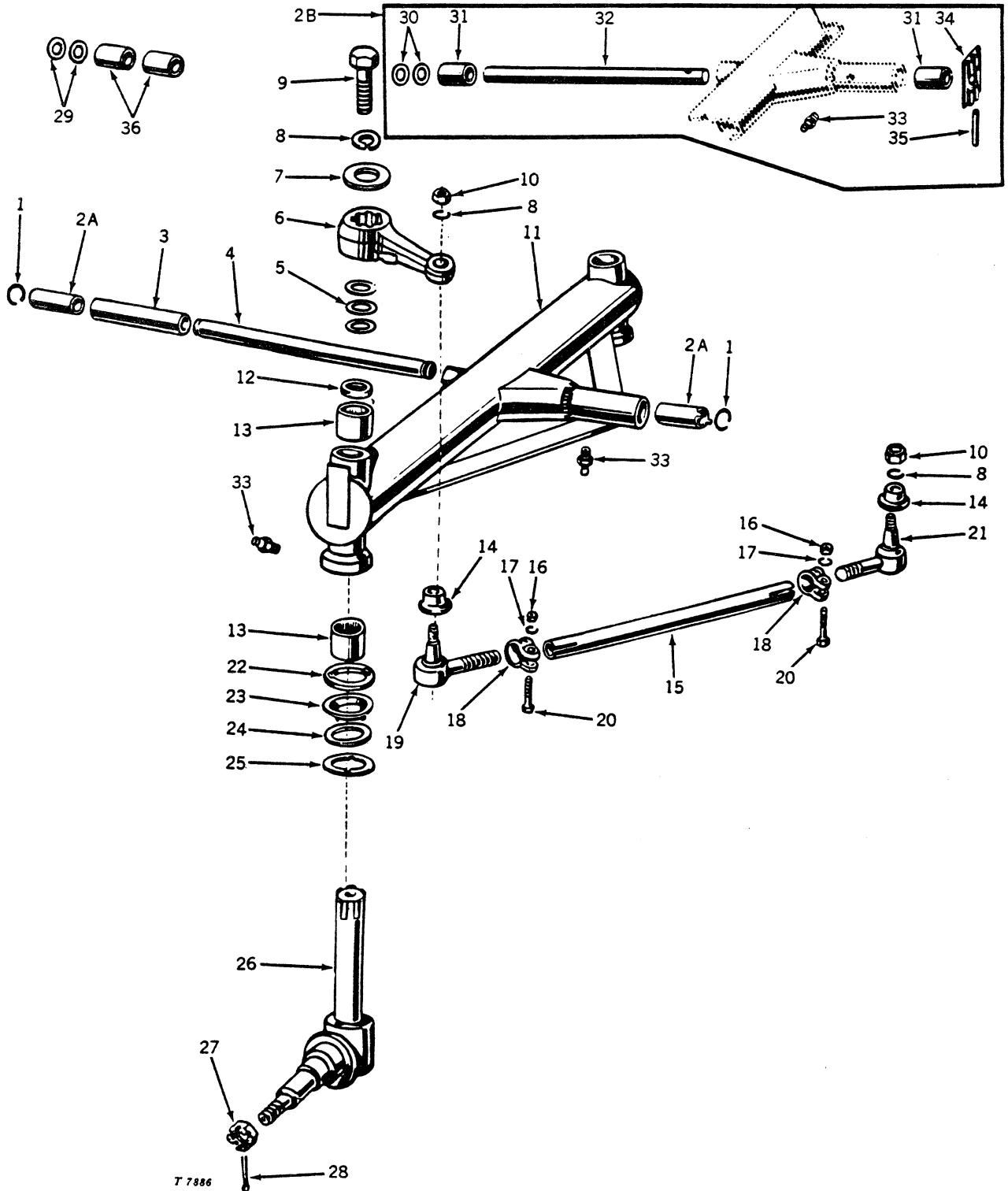
ADJUSTABLE FRONT AXLE -- Continued
(For Use with Pressed Steel Wheels)
Model M

Key	Part No.	Serial No.	Description
1	M 429 T	(-48516)	Ring, snap (2 used)
2A	AM 385 T	(-)	Sub. AM1604T
2B	AM 1604 T	(-48516)	Front axle pivot shaft and bushing change-over kit
3	M 426 T	(-48516)	Spacer
4	M 428 T	(-48516)	Shaft, pivot
	M 1593 T	(48517-)	Shaft, pivot
5	AM 1467 T	(43251-)	Pipe, adjustable, with needle bearings (2 used) (sub. for AM1473T)
6	M 1387 T	(43251-)	Pin (2 used)
7	11H 236 A	(43251-)	Pin, cotter, 1/8" x 1" (2 used)
8	M 1460 T	(43251-)	Clamp (4 used) (sub. for AM1474T)
9	19H 1456 A	(43251-)	Screw, cap, 5/8" x 3-1/4" (4 used)
10	AM 1472 T	(43251-48516)	Axle, cross tube assembly, with pivot bushings and spacer
	AM 1687 T	(48517-)	Axle, cross tube assembly, with pivot bushings
11	14H 808 A	(43251-)	Nut, hex., 5/8" (4 used)
12	19H 1792 A	(43251-)	Screw, cap, 1/2" x 1" (2 used)
13	12H 301 A	(-)	Washer, lock, 1/2" (6 used)
14	14H 865 A	(-)	Nut, hex., 1/2" (2 used)
15	M 557 T	(43251-)	Washer (2 used)
16	M 1251 T	(43251-)	Arm, steering, right (sub. for AM1277T)
	M 1252 T	(43251-)	Arm, steering, left (sub. for AM1278T)
17	M 1249 T	(43251-)	Shim, .010", steering arm spacing (approx. 4 used) (packed 5 in a pkg.)
	M 1250 T	(43251-)	Shim, .027", steering arm spacing (approx. 4 used) (packed 2 in a pkg.)
18	M 1518 T	(-)	Seal, felt, upper
19	JD 8820 T	(-)	Bearing, needle (4 used) (sub. for AM623T)
20	M 427 T	(-)	Washer, upper thrust (2 used)
21	L 4620 T	(-)	Washer, lower thrust (2 used)
22	M 432 T	(-)	Seal, lower (2 used)
23	L 4622 T	(-)	Washer (2 used)
24	AM 1463 T	(43251-)	Spindle and knuckle assembly (2 used) (sub. for AM1470T)
25	M 648 T	(-)	Cover, dust (4 used)
26	AM 523 T	(-)	End, tie rod (2 used) (Sub. for AM530T)
27	AM 2795 T	(-)	Tube, tie rod (2 used) (sub. for AM524T)
28	L 410 T	(-)	Bolt, special (2 used)
29	L 409 T	(-)	Clamp (2 used) (packed 3 in a pkg.)
30	AM 496 T	(-)	End, tie rod, with dust cover, and hex. nut, R. H. thread (2 used) (sub. for AM498T)
31	12H 303 A	(-)	Washer, lock, 5/16" (2 used)
32	14H 650 A	(-)	Nut, hex., 5/16" (2 used)
33	14H 463 A	(-)	Nut, hex. jam, 5/16" (2 used)
34	M 2561 T	(-)	Screw, set, 5/16" x 7/8" (2 used)
35	11H 240 A	(-)	Pin, cotter, 5/32" x 1-1/2" (2 used)
36	14H 534 A	(-)	Nut, hex., 3/4" (2 used)
37	JD 7759	(44290-)	Fitting, grease (2 used)
38	24H 1419 A*	(-48516)	Washer, plain, 57/64" x 1-3/4" x .048" (one or two used as needed)
39	M 1582 T*	(-48516)	Bushing (2 used)
40	M 1581 T*	(-48516)	Shaft, pivot
41	JD 7759*	(-)	Fitting, grease
42	M 1583 T*	(-48516)	Lock
43	M 1362 T*	(-48516)	Pin, groov- (packed 2 in a pkg.)
44	24H 1451 A	(48517-)	Washer, plain, 1-1/32" x 1-3/4" x .060" (2 used)
45	M 1594 T	(48517-)	Bushing (2 used)
..	AM 1702 T	(48517-)	AXLE, ADJUSTABLE, COMPLETE

Capital letters indicate an attachment. Attachments must be listed on separate order from repair parts.

*Replacement parts for Tractors upon which AM1604T front axle pivot shaft and bushing change-over kit has been installed.

FRONT AXLE
Model M1

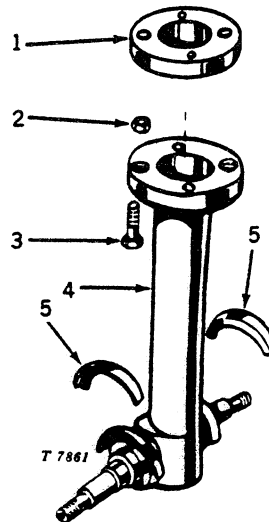


Key	Part No.	Serial No.	Description
1	M 429 T	(-10703)	Ring, snap (2 used)
2A	AM 385 T	(-)	Sub. AM1604T
2B	AM 1604 T	(-10703)	Front axle pivot shaft with bushing change-over kit
3	M 426 T	(-10703)	Spacer
4	M 428 T	(-10703)	Shaft, pivot
	M 1593 T	(10704-)	Shaft, pivot, 1" dia.
5	M 1249 T	(-)	Shim, .010" x 2-1/4" (approx. 4 used)
	M 1250 T	(-)	Shim, .027" x 2-1/4" (approx. 4 used)
6	M 1251 T	(-)	Arm, steering, right (sub. for AM1277T)
	M 1252 T	(-)	Arm, steering, left (sub. for AM1278T)

FRONT AXLE -- Continued
Model MI

Key	Part No.	Serial No.	Description
7	M 557 T	(-)	Washer (2 used)
8	12H 301 A	(-)	Washer, lock, 1/2" (4 used)
9	19H 1815 A	(-)	Screw, cap, 1/2" x 1-1/4" (2 used)
10	14H 865 A	(-)	Nut, hex., 1/2" (4 used)
11	AM 1275 T	(-10703)	Axle, front, with pivot bushings, spacer, and needle bearings
	AM 1688 T	(10704-)	Axle, front, with pivot bushings and needle bearings
12	M 1518 T	(-)	Seal, felt (2 used)
13	JD 8820 T	(-)	Bearing, needle (4 used) (sub. for AM623T)
14	M 648 T	(-)	Cover, dust (4 used)
15	M 1228 T	(-)	Tube, tie rod (2 used)
16	14H 650 A	(-)	Nut, hex., 5/16" (4 used)
17	12H 303 A	(-)	Washer, lock, 5/16" (4 used)
18	L 409 T	(-)	Clamp (4 used) (packed 3 in a pkg.)
19	AM 496 T	(-)	End, tie rod, with dust cover and hex. nut, R. H. thread (2 used) (sub. for AM498T)
20	L 410 T	(-)	Bolt, special (4 used)
21	AM 497 T	(-)	End, tie rod, with dust cover and hex. nut, L. H. thread (2 used) (sub. for AM499T)
22	M 427 T	(-)	Washer, thrust, upper (2 used)
23	L 4620 T	(-)	Washer, thrust, lower (2 used)
24	M 432 T	(-)	Seal, lower (2 used)
25	L 4622 T	(-)	Washer, retaining (2 used)
26	AM 1271 T	(-)	Spindle and knuckle assembly (2 used) (sub. for AM1276T)
27	14H 534 A	(-)	Nut, hex., 3/4" (2 used)
28	11H 240 A	(-)	Pin, cotter, 5/32" x 1-1/2" (2 used)
29	24H 1451 A	(10704-)	Washer, plain, 1-1/32" x 1-3/4" x .060" (2 used)
30	24H 1419 A	(-10703)	Washer, plain, 57/64" x 1-3/4" x .048" (1 or 2 used as needed)
31	M 1582 T	(-10703)	Bushing (2 used)
32	M 1581 T	(-10703)	Shaft, pivot, 13/16" dia.
33	JD 7759	(-)	Fitting, grease (3 used)
34	M 1583 T	(-10703)	Lock
35	M 1362 T	(-10703)	Pin, groov- (packed 2 in a pkg.)
36	M 1594 T	(10704-)	Bushing (2 used)

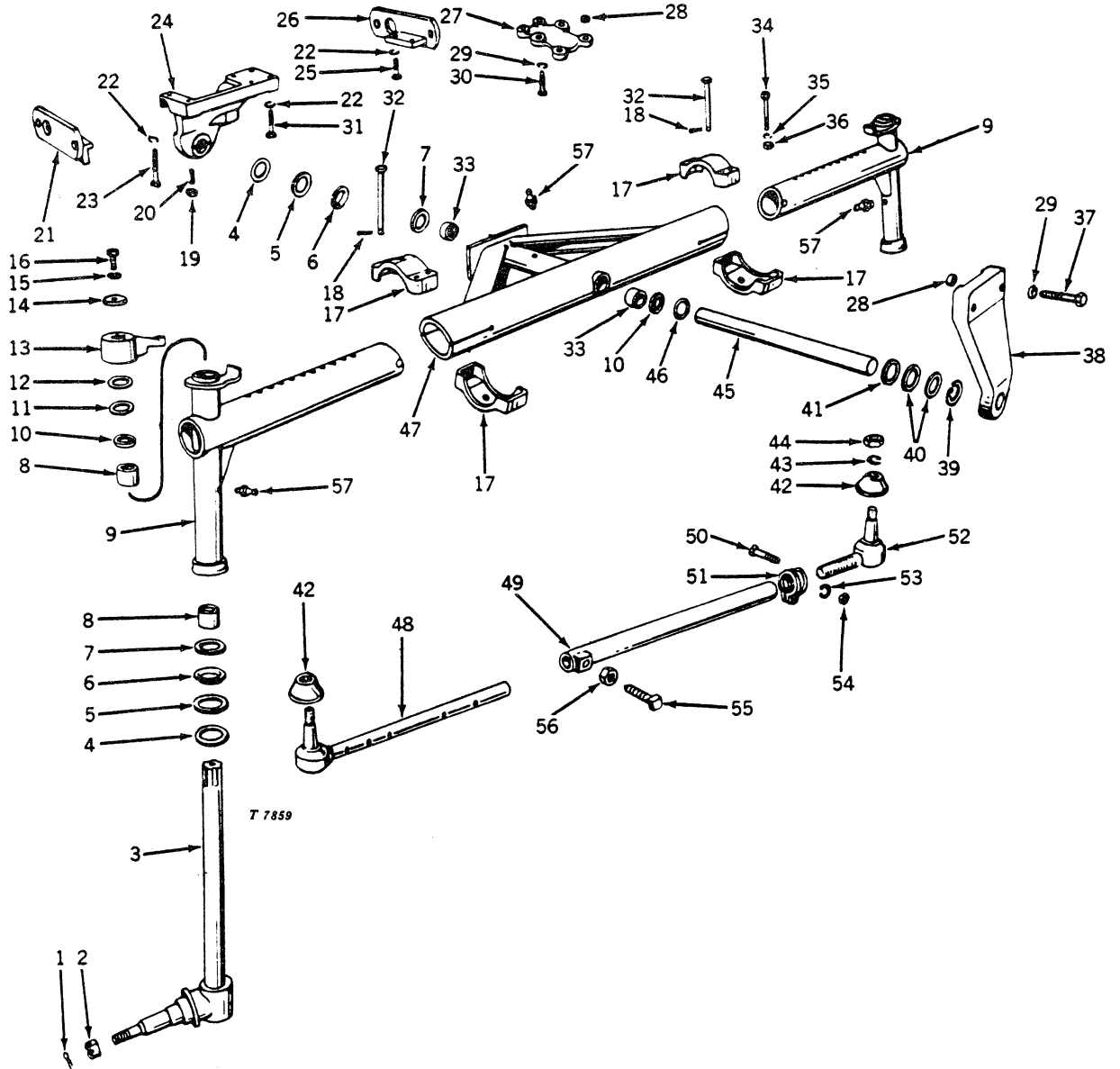
DUAL FRONT WHEEL SPINDLE ASSEMBLY
Model MT



Key	Part No.	Serial No.	Description
1	M 1646 T	(-)	Spacer (when equipped with oversize 6:00 - 16-6 ply front tire)
2	M 14 T	(-)	Dowel, hollow (2 used)
	M 1647 T	(-)	Dowel, hollow
3	19H 1364 A	(-)	Screw, cap, 5/8" x 1-7/8" (4 used)
	19H 1414 A	(-)	Screw, cap, 5/8" x 2-5/8" (4 used)
4	AM 914 T	(-)	Spindle and double knuckle assembly, with dust shields (sub. for AM958T)
5	H 196 RT	(-)	Shield, dust (2 used)
..	AM 1761 T	(-)	OVERSIZE 6:00 - 16-6 PLY FRONT TIRE ATTACHMENT

Capital letters indicate an attachment. Attachments must be listed on separate order from repair parts.

ADJUSTABLE FRONT AXLE ATTACHMENTS
Model MT

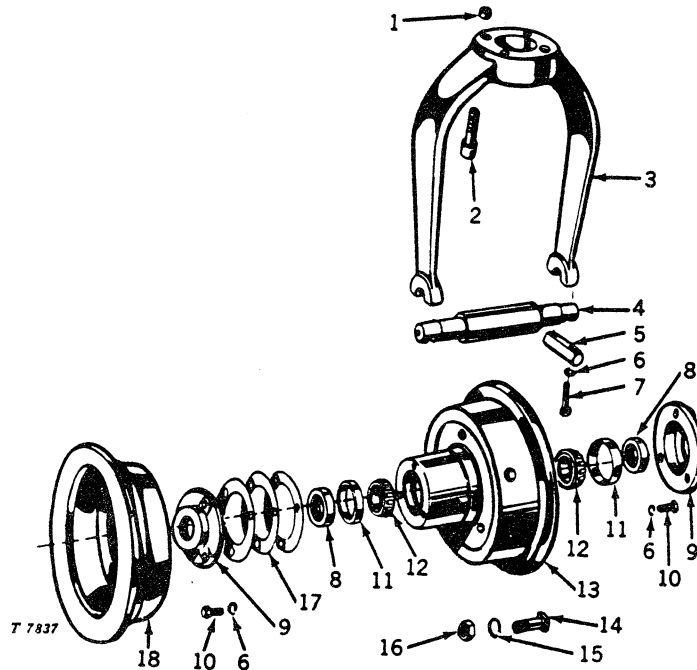


ADJUSTABLE FRONT AXLE ATTACHMENTS -- Continued
Model MT

Key	Part No.	Serial No.	Description
1	11H 240 A	(-)	Pin, cotter, 5/32" x 1-1/2" (2 used)
2	14H 534 A	(-)	Nut, hex., slotted, 3/4" (2 used)
3	AM 1369 T	(-)	Spindle and knuckle assembly (2 used) (sub. for AM1394T)
4	L 4622 T	(-)	Washer, front (2 used)
5	M 432 T	(-)	Seal (2 used)
6	L 4620 T	(-)	Washer, thrust (2 used)
7	M 427 T	(-)	Washer, thrust (3 used)
8	JD 8820 T	(-)	Bearing, needle (4 used) (sub. for AM623T)
9	AM 1367 T	(-)	Pipe, adjustable front axle, with bearings (2 used) (sub. for AM1393T)
10	M 1518 T	(-)	Seal, upper (2 used)
11	M 1250 T	(-)	Shim, .027", steering arm adjusting (2 used) (packed 2 in a pkg.)
12	M 1249 T	(-)	Shim, .010", steering arm adjusting (2 used) (packed 5 in a pkg.)
13	M 1251 T	(-)	Arm, steering, left (sub. for AM1277T)
	M 1252 T	(-)	Arm, steering, right (sub. for AM1278T)
14	M 557 T	(-)	Washer, plain, special (2 used)
15	12H 301 A	(-)	Washer, lock, 1/2" (2 used)
16	19H 1815 A	(-)	Screw, cap, 1/2" x 1-1/4" (2 used)
17	M 1386 T	(-)	Clamp, axle (4 used) (sub. for AM1395T)
18	11H 236 A	(-)	Pin, cotter, 1/8" x 1" (2 used)
19	14H 826 A	(-)	Nut, hex. jam, 1/2"
20	22H 713 A	(-)	Screw, set, 1/2" x 2"
	22H 727 A	(-)	Screw, set, 1/2" x 2-3/4" (use when M4157T has been installed)
21	AM 2069 T	(-)	Plate, right implement attaching (sub. for AM1374T)
22	12H 301 A	(-)	Washer, lock, 1/2" (4 used)
23	19H 1820 A	(-)	Screw, cap, 1/2" x 3" (2 used)
24	M 2570 T	(-)	Sub. one M4157T and one 22H727A
	M 4157 T	(-)	Support, rear pivot shaft
25	19H 1721 A	(-)	Screw, cap, 1/2" x 1-1/2" (2 used)
26	AM 1375 T	(-)	Plate, left implement attaching
27	M 1393 T	(-)	Lever, steering (sub. for AM1397T)
28	M 14 T	(-)	Dowel (2 used)
	M 4158 T	(-)	Dowel (2 used) (use when M4156T has been installed)
29	12H 294 A	(-)	Washer, lock, 5/8" (4 used)
30	19H 1338 A	(-)	Screw, cap, 5/8" x 1-1/2" (4 used)
31	19H 1930 A	(-)	Screw, cap, 5/8" x 1-1/2" (4 used)
32	M 1387 T	(-)	Pin, axle locating (2 used)
33	M 1111 T	(-)	Bushing, front axle pivot shaft (2 used)
34	19H 1868 A	(-)	Screw, cap, 1/2" x 3-3/4" (8 used)
35	24H 1111 A	(-)	Washer, plain, 17/32" x 1-1/16" x .090" (8 used)
36	14H 809 A	(-)	Nut, hex., 1/2" (8 used)
37	19H 1847 A	(-)	Screw, cap, 5/8" x 2-1/2"
38	M 1392 T	(-)	Sub. one M4156T and two M4158T
	M 4156 T	(-)	Support, front pivot shaft
39	M 1381 T	(-)	Ring, snap
40	M 555 T	(-)	Washer, spring (2 used)
41	M 4144 T	(-)	Washer, plain, 1-13/32" x 2" x .090" special
42	M 648 T	(-)	Cover, dust (4 used)
43	12H 301 A	(-)	Washer, lock, 1/2" (4 used)
44	14H 865 A	(-)	Nut, hex., 1/2" (4 used)
45	M 1379 T	(-)	Shaft, front axle (sub. for AM1392T)
46	M 550 T	(-)	Retainer, seal, front
47	AM 1364 T	(-)	Tube, cross with bushings (48"-68") (sub. for AM1386T)
	AM 1379 T	(-)	Tube, cross with bushings (68"-88") (sub. for AM1398T)
48	AM 1373 T	(-)	End, tie rod adjustable (48"-68") (2 used) (sub. for AM1396T)
	AM 1383 T	(-)	End, tie rod adjustable (68"-88") (2 used) (sub. for AM1399T)
49	AM 1372 T	(-)	Tube, tie rod (48"-68") (2 used)
	AM 1382 T	(-)	Tube, tie rod (68"-88") (2 used)
50	L 410 T	(-)	Bolt (2 used)
51	L 409 T	(-)	Clamp (2 used) (packed 3 in a pkg.)
52	AM 496 T	(-)	End, tie rod with dust cover, and hex. nut (2 used) (sub. for AM498T)
53	12H 303 A	(-)	Washer, lock, 5/16" (2 used)
54	14H 650 A	(-)	Nut, hex., 5/16" (2 used)
55	M 2561 T	(-)	Screw, set, 5/16" x 7/8" (2 used)
56	14H 463 A	(-)	Nut, hex., 5/16" (2 used)
57	JD 7759	(28949-)	Fitting, grease, front axle spindle (2 used)
	JD 7759	(33288-)	Fitting, grease, front axle pivot shaft
..	AM 1384 T	(-)	AXLE, FRONT, ADJUSTABLE (48"-68") (ATTACHMENT)
..	AM 1385 T	(-)	AXLE, FRONT, ADJUSTABLE (68"-88") (ATTACHMENT)

Capital letters indicate an attachment. Attachments must be listed on separate order from repair parts.

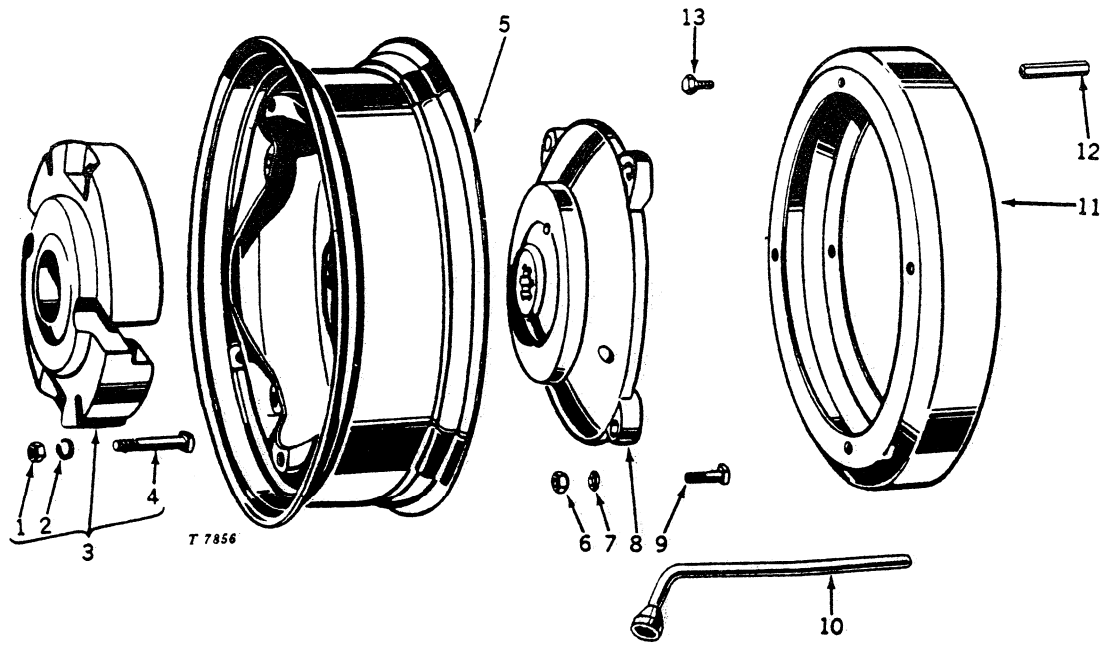
SINGLE FRONT WHEEL ATTACHMENT
Model MT



Key	Part No.	Serial No.	Description
1	M 14 T	(-)	Dowel, hollow (2 used)
2	M 1172 T	(-)	Screw, cap, 5/8" x 2-1/4"
3	M 1171 T	(-)	Fork (sub. for AM1187)
4	M 1174 T	(-)	Shaft, axle (sub. for AM1185T)
5	M 1180 T	(-)	Clamp (2 used)
6	12H 304 A	(-)	Washer, lock, 3/8" (10 used)
7	19H 1082 A	(-)	Screw, cap, 3/8" x 1-3/4" (4 used)
8	AM 1162 T	(-)	Seal, oil (2 used)
9	M 1178 T	(-)	Cover, bearing (sub. for AM1186T)
10	19H 1731 A	(-)	Screw, cap, 3/8" x 1" (6 used)
11	JD 7449 D	(-)	Cup, bearing (2 used)
12	JD 8134 D	(-)	Cone, bearing (2 used)
13	M 1173 T	(-)	Rim, half (sub. for AM1174T)
14	8H 961 A	(-)	Bolt, mach., 5/8" x 2" (3 used)
15	12H 294 A	(-)	Washer, lock, 5/8" (3 used)
16	14H 760 A	(-)	Nut, hex., 5/8" (3 used)
17	M 1177 T	(-)	Shim, .002" (use quantity required) (packed 4 in a pkg.)
	M 1176 T	(-)	Shim, .005" (use quantity required) (packed 4 in a pkg.)
	M 1175 T	(-)	Shim, .010" (use quantity required) (packed 2 in a pkg.)
18	M 1179 T	(-)	Rim half (sub. for AM1176T)
..	AM 1037 T	(-)	SINGLE FRONT WHEEL (ATTACHMENT)

Capital letters indicate an attachment. Attachments must be listed on separate order from repair parts.

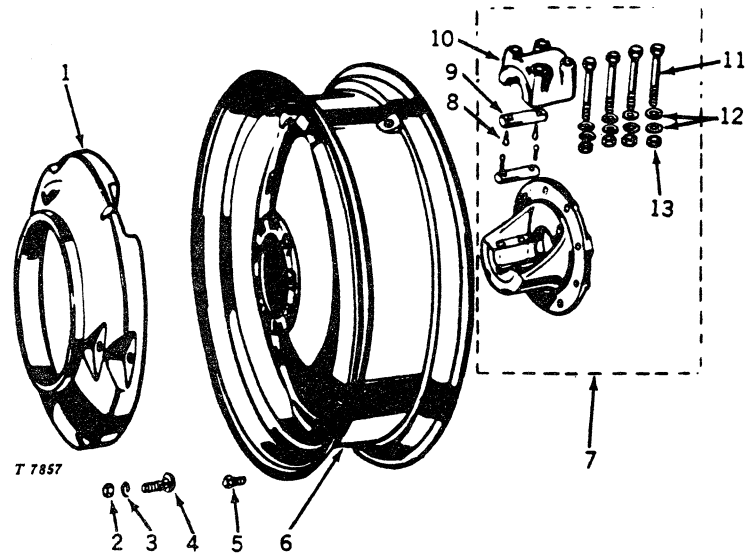
REAR WHEEL AND WEIGHT
Model M and MI



Key	Part No.	Serial No.	Description
1	14H 794 A	(-)	Nut, hex., 3/4" (2 used)
2	12H 236 A	(-)	Washer, lock, 3/4" (2 used)
3	AT 15588 T	(-)	WEIGHT, REAR WHEEL, 150 LBS. (CONTAINS TWO M2729T) WITH AT15596T PACKAGE OF ATTACHING HARDWARE (SUB. FOR M343T, AM333T, M2292T, AM2089T, AND AM2525T)
4	8H 3505 A	(-)	Bolt, mach., 3/4" x 5" (2 used)
5	AM 324 T	(-)	Rim, with mounting flange for 8-24 tires
	AM 3478 T	(-)	Rim, with mounting flange for 9-24 and 10-24 tires (sub. for AM325T)
	AM 3150 T	(45344-)	Rim, with mounting flange for 11-26 and 12-26 tires (sub. for AM1551T) (M)
6	M 375 T	(-)	Nut, special (4 used) (packed 10 in a pkg.)
7	M 374 T	(-)	Nut, lock
8	M 62 T	(-45244)	Sub. one M1549T and one AM1643T (M)
	M 62 T	(-10455)	Sub. one M1549T and one AM1643T (MI)
	M 1549 T	(45245-)	Web, wheel, (M)
	M 62 T	(-10455)	Sub. one M1549T and one AM1643T (MI)
9	M 3801 T	(-)	Bolt, rim, special (4 used) (sub. for M373T)
10	S 2793 D	(-)	Wrench, rim nut
11	M 1452 T	(-)	Spacer, rear wheel (M)
12	M 2223 T	(-)	Bolt, extension (4 used) (M)
13	JD 16 R	(-)	Bolt (4 used) (packed 10 in a pkg.) (M)
..	AM 2060 T	(-)	SPACER ATTACHMENT, REAR WHEEL (M)

Capital letters indicate an attachment. Attachments must be listed on separate order from repair parts.

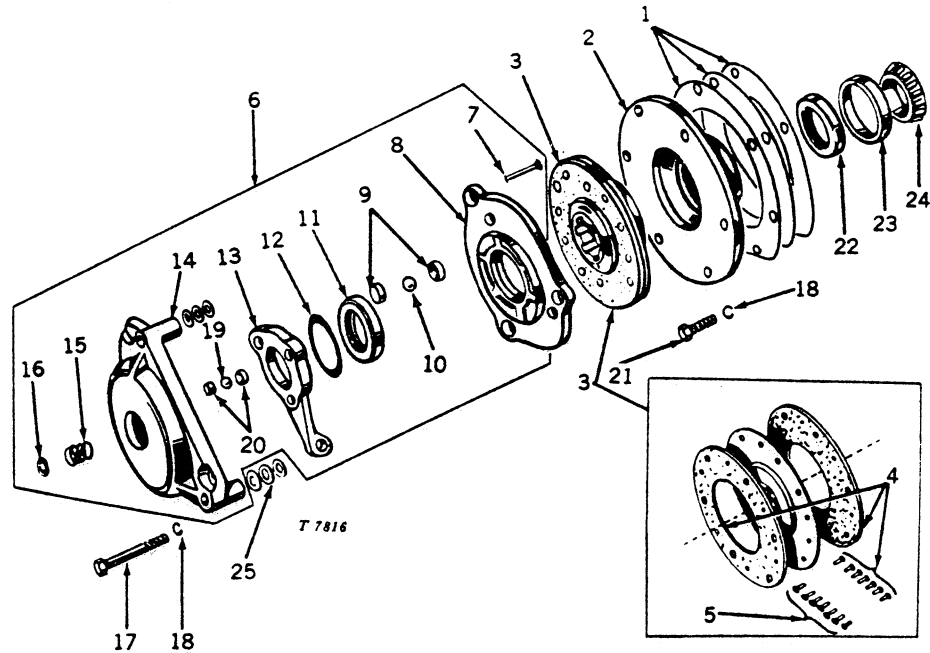
REAR WHEEL AND WEIGHT
Model MT



Key	Part No.	Serial No.	Description
1	AT 15587 T	(-)	WEIGHT, REAR WHEEL (140 LBS.), (CONTAINS TWO M926T) WITH AT15595T PACKAGE OF ATTACHING HARDWARE (2 used) (sub. for AM904T)
2	14H 794 A	(-)	Nut, hex., 3/4" (3 used)
3	12H 236 A	(-)	Washer, lock, 3/4" (3 used)
4	3H 1465 A	(-)	Bolts, cge., 3/4" x 2-1/2" (3 used)
5	JD 16 R	(-)	Bolt, hut, special (9 used) (packed 10 in a pkg.)
6	JD 3001 T	(-)	Wheel, rear
7	AT 10094 T	(-)	Hub, rear wheel with cap, keys, cap screws, washers, and hex. nuts (sub. for AM1061T, AM1871T, AM2428T and AM3496T)
8	M 511 T	(-)	Screw, cap, 1/4" x 3/4" socket head (4 used) (double keyway)
	M 511 T	(-)	Screw, cap, 1/4" x 3/4", socket head (1 used) (single keyway)
9	M 2651 T	(-)	Key, (double keyway) (2 used)
	M 2651 T	(-)	Key (single keyway) (1 used)
10	M 3808 T	(-)	Cap, hub (sub. for AM1062T, M1794T, M2650T, and M3805T)
	T 10172 T	(-)	Cap, hub (used when AT10094T has been installed as a replacement part)
11	M 285 T	(-)	Screw, cap, special, 9/16" x 5-1/2" (4 used) (packed 5 in a pkg.)
	T 14943 T	(-)	Screw, cap, special, 5/8" x 5-3/4" (4 used) (sub. for M2042T) (packed 4 in a pkg.)
12	24H 1354 A	(-)	Washer, plain, 37/64" x 1" x .090" (8 used)
	24H 1139 A	(-)	Washer, plain, 11/16" x 1-1/4" x .120" (8 used)
13	14H 261 A	(-)	Nut, hex., 9/16" (4 used)
	14H 760 A	(-)	Nut, hex., 5/8" (4 used)

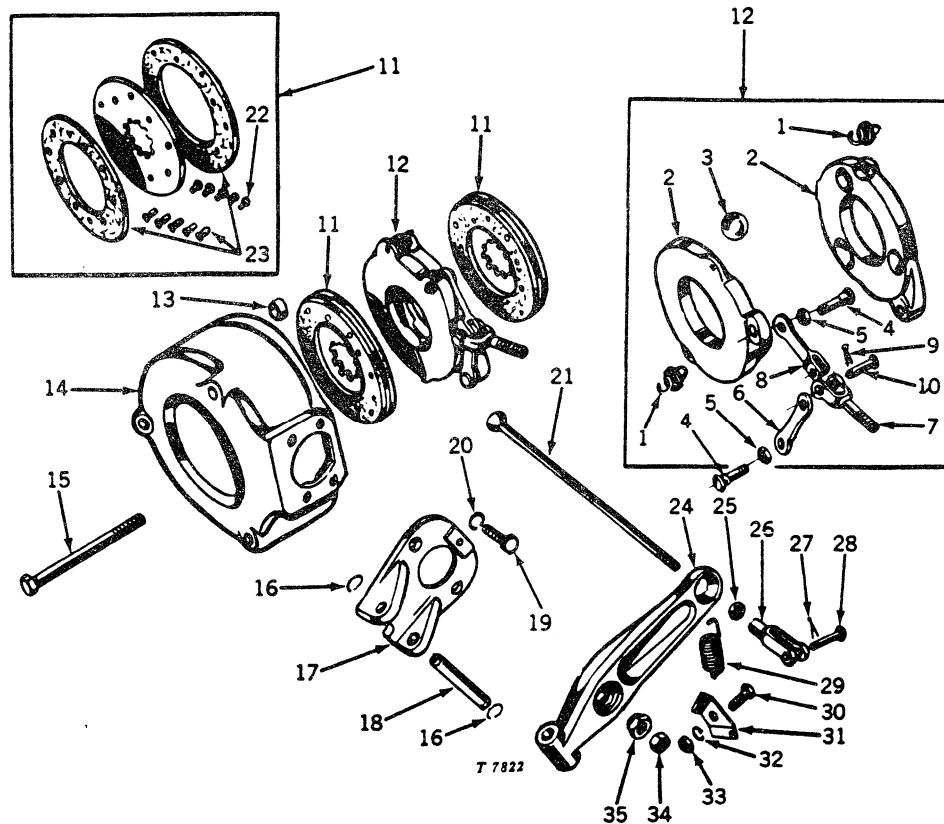
Capital letters indicate an attachment. Attachments must be listed on separate order from repair parts.

BRAKE ASSEMBLY
Model M and MI



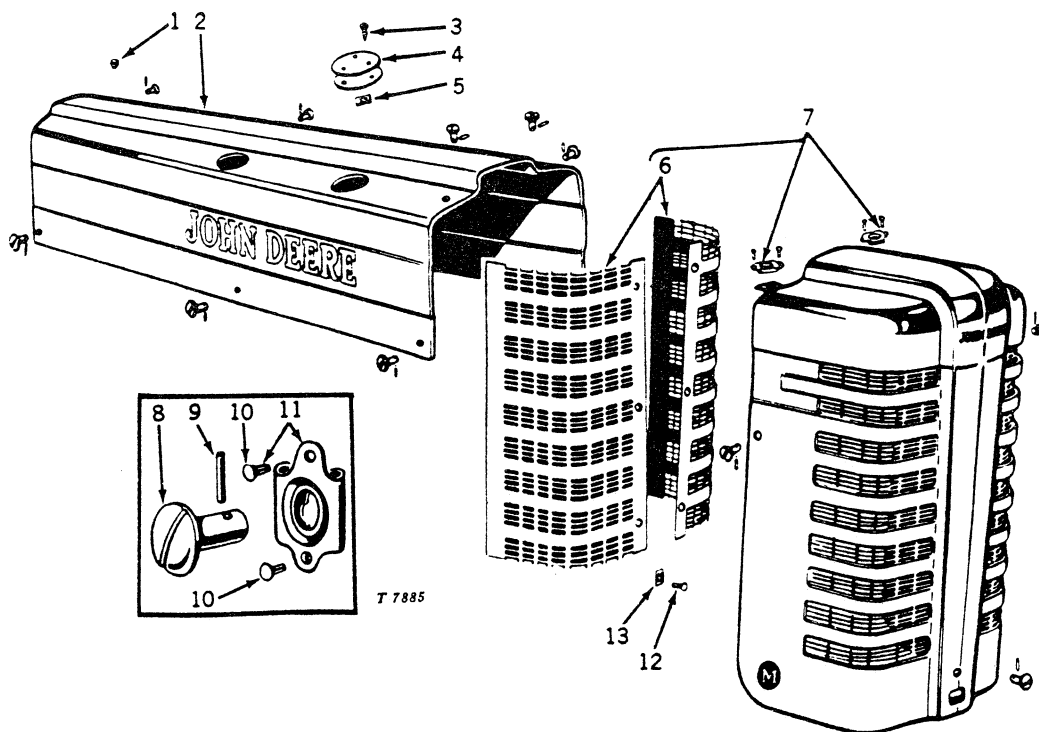
Key	Part No.	Serial No.	Description
1	M 167 T	(-)	Shim, .002" (approx. 3 used)
	M 168 T	(-)	Shim, .005" (approx. 3 used)
	M 169 T	(-)	Shim, .010" (approx. 1 used)
2	M 48 T	(-)	Quill (sub. for AM666T)
3	AM 827 T	(-)	Disk, brake, with facings (sub. for AM694T)
4	AM 695 T	(-)	Facings, with rivets
5	M 710 T	(-)	Rivet (12 used) (packed 12 in a pkg.)
6	AM 828 T	(-)	Brake assembly, less brake disk (sub. for AM696T)
7	M 709 T	(-)	Pin (3 used)
8	M 734 T	(-)	Disk, brake (sub. for AM818T)
9	M 705 T	(-)	Seat, large (6 used)
10	M 706 T	(-)	Ball, 1/2" dia. (3 used) (packed 3 in a pkg.)
11	AM 693 T	(-)	Bearing, thrust
12	M 704 T	(-)	Washer, spring
13	M 733 T	(-)	Lever (sub. for AM817T)
14	M 732 T	(-)	Plate, power (sub. for AM797T)
15	M 708 T	(-)	Spring (3 used)
16	M 707 T	(-)	Washer (3 used)
17	19H 1944 A	(-)	Screw, cap, 3/8" x 2-3/4" (3 used)
18	12H 304 A	(-)	Washer, lock, 3/8" (6 used)
19	M 702 T	(-)	Ball, 3/8" dia. (3 used)
20	M 703 T	(-)	Seat, small (6 used)
21	19H 1732 A	(-)	Screw, cap, 3/8" x 1-1/4" (3 used)
22	AL 2122 T	(-)	Seal, oil
23	JD 7441 T	(-)	Cup, bearing
24	JD 8122 T	(-)	Cone, bearing
25	M 4 T	(-)	Shim, .002" (approx. 15 used) (sub. for AM821T) (packed 15 in a pkg.)
	M 6 T	(-)	Shim, .010" (approx. 18 used) (sub. for AM823T) (packed 18 in a pkg.)
	M 1478 T	(-)	Shim, .050" (approx. 3 used) (sub. for AM1538T and AM822T) (packed 6 in a pkg.)

BRAKE ASSEMBLY
Model MT



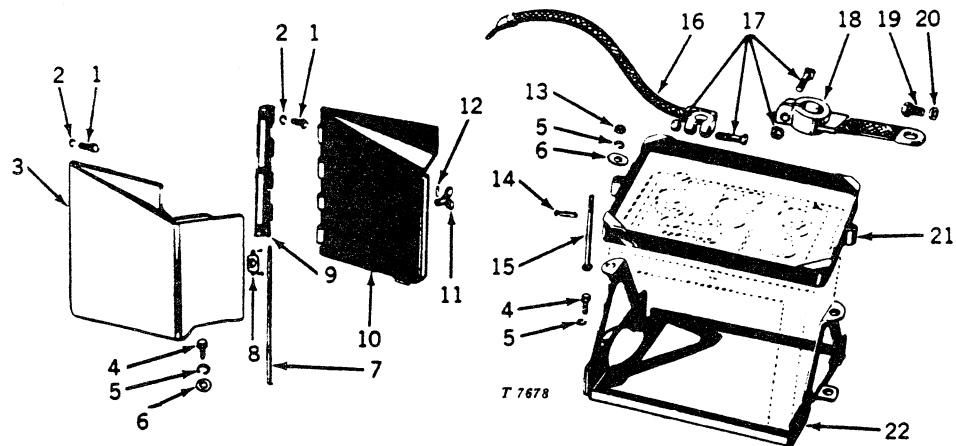
Key	Part No.	Serial No.	Description
1	M 831 T	(-)	Spring (2 used) (packed 2 in a pkg.)
2	M 829 T	(-)	Disk, actuating (2 used) (sub. for AM928T)
3	M 830 T	(-)	Ball, 7/8" dia. (3 used) (packed 3 in a pkg.)
4	M 834 T	(-)	Screw, special (2 used)
5	14H 463 A	(-)	Nut, hex. jam, 5/16" (2 used)
6	M 833 T	(-)	Link, plain
7	M 948 T	(-)	Rod, brake actuating
8	M 832 T	(-)	Link, yoke type
9	11H 206 A	(-)	Pin, cotter, 3/32" x 3/4"
10	L 4668 T	(-)	Pin
11	AM 852 T	(-)	Disk, driven with facings (2 used) (sub. for AM929T)
12	AM 851 T	(-)	Brake assembly, less driven disks (sub. for AM927T)
13	M 827 T	(-)	Dowel, hollow (3 used)
14	M 826 T	(-)	Housing, brake (sub. for AM926T)
15	M 828 T	(-)	Screw, cap, special (3 used)
16	M 331 T	(-)	Ring, snap (2 used) (packed 2 in a pkg.)
17	M 950 T	(-)	Bracket (sub. for AM959T)
18	M 952 T	(-)	Pin
19	19H 1731 A	(-)	Screw, cap, 3/8" x 1" (2 used)
20	12H 304 A	(-)	Washer, lock, 3/8" (2 used)
21	M 953 T	(-)	Rod, brake pedal
22	M 837 T	(-)	Rivet (10 used) (packed 10 in a pkg.)
23	AM 852 T	(-)	Disk, driven, with facings (2 used) (sub. for AM930T)
24	M 951 T	(-)	Lever, brake operating (sub. for AM960T)
25	14H 463 A	(-)	Nut, hex. jam, 5/16"
26	L 299 T	(-)	Yoke, adjustable
27	11H 206 A	(-)	Pin, cotter, 3/32" x 3/4"
28	L 307 T	(-)	Pin
29	M 957 T	(-)	Spring, return
30	19H 1849 A	(-)	Screw, cap, 5/16" x 1-1/4"
31	M 956 T	(-)	Clip, spring
32	12H 303 A	(-)	Washer, lock, 5/16"
33	14H 785 A	(-)	Nut, hex., 5/16"
34	14H 846 A	(-)	Nut, hex., 3/8"
35	M 949 T	(-)	Nut, hex., special

HOOD AND GRILLE ASSEMBLY

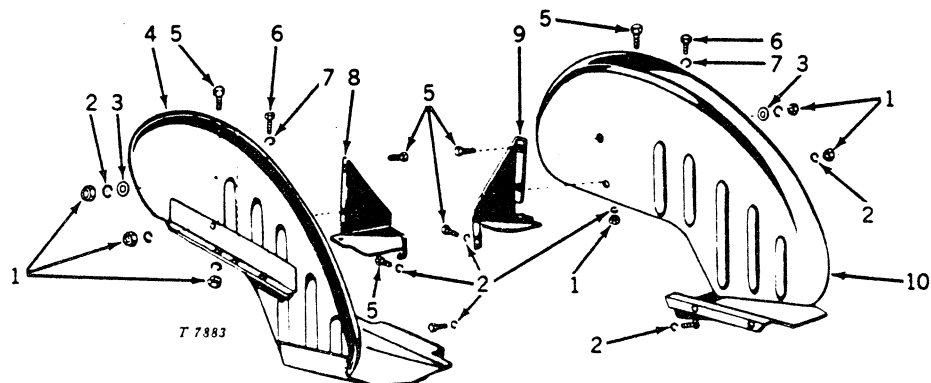


Key	Part No.	Serial No.	Description
1	M 1605 T	(-)	Bumper, rubber (2 used)
2	AM 2971 T	(-)	Hood assembly, with fasteners (gasoline engine) (sub. for AM748T and AM3089T) (M, MC, MT)
	AM 2971 T	(-)	Hood assembly, with fasteners (gasoline engine) (sub. for AM1282T) (MI)
	AM 1622 T	(-)	Hood assembly, with fasteners (all-fuel engine) (sub. for AM1633T and AM1634T)
3	M 1093 T	(-)	Screw (3 used) (M, MC)
4	M 1519 T	(-)	Cover, muffler hole (2 used) (M, MC)
5	M 1094 T	(-)	Nut, speed (3 used) (M, MC)
6	M 314 T	(-)	Screen, grille (2 used) (sub. for AM747T)
7	AM 746 T	(-)	Sub. one AM1960T and one AM3173T (M)
	AM 1960 T	(-)	Grille assembly, with screen and fasteners (M)
	AM 963 T	(-)	Sub. one AM1880T and one AM3176T (MT)
	AM 1880 T	(-)	Grille assembly, with screens and fasteners (MT)
	AM 1247 T	(-)	Sub. one AM1960T and one AM3175T (MI)
	AM 1960 T	(-)	Grille, assembly, with screen and fasteners (MI)
	AM 1092 T	(-)	Grille assembly, with screen and fasteners (also order one AM3174T) (MC)
8	M 315 T	(-)	Stud, fastener, for rigid-type receptacles, short (2 used) (packed 2 in a pkg.)
	M 322 T	(-)	Stud, fastener, for floating-type receptacles, long (2 used) (packed 2 in a pkg.)
9	M 316 T	(-)	Pin, cross, stud (12 used) (packed 2 in a pkg.)
10	16H 87 A	(-)	Rivet, 1/8" x 1/4" (24 used)
11	AM 635 T	(-)	Receptacle, with rivets, rigid (9 used)
	AM 636 T	(-)	Receptacle, with rivets, floating (3 used)
12	16H 246 A	(-)	Rivet, 3/16" x 3/8" (6 used)
13	M 378 T	(-)	Nut, speed (6 used) (packed 6 in a pkg.)

BATTERY BOX ASSEMBLY

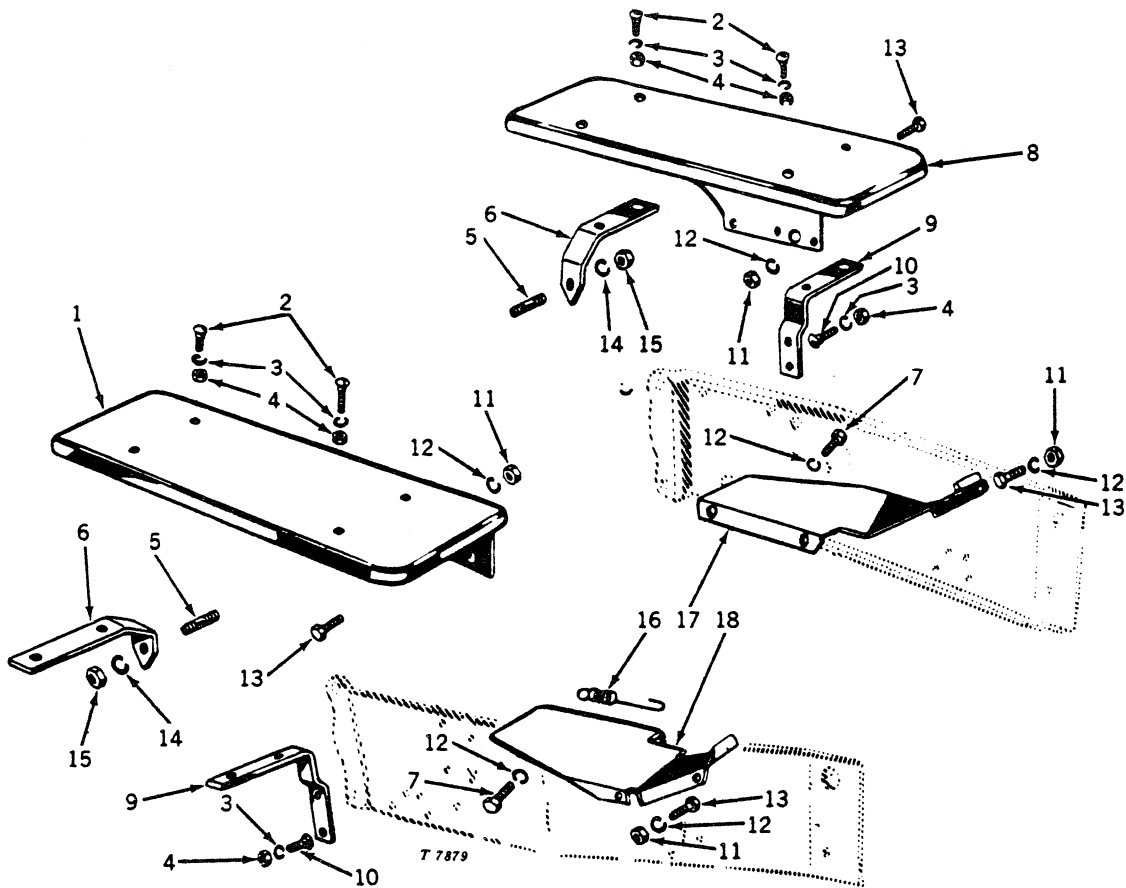


Key	Part No.	Serial No.	Description
1	19H 1227 A	(-)	Screw, cap, 1/4" x 1/2" (6 used)
2	12H 302 A	(-)	Washer, lock, 1/4" (6 used)
3	AM 358 T	(-)	Tool box and battery shield assembly (sub. for AM749T)
4	19H 1813 A	(-)	Screw, cap, 5/16" x 5/8" (4 used)
5	12H 303 A	(-)	Washer, lock, 5/16" (6 used)
6	L 1198 T	(-)	Washer, special (4 used)
7	M 399 T	(-)	Rod, hinge plate
8	AM 635 T	(-)	Receptacle, rigid, with rivets
9	M 398 T	(-)	Plate, hinge
10	AM 957 T	(-)	Cover, battery and tool box (sub. for AM750T)
11	M 397 T	(-)	Stud, fastener, winged head
12	M 316 T	(-)	Pin, cross, stud (packed 2 in a pkg.)
13	14H 785 A	(-)	Nut, hex., 5/16" (2 used)
14	11H 206 A	(-)	Pin, cotter, 3/32" x 3/4" (2 used)
15	M 383 T	(-)	Bolt, special (2 used)
16	AM 349 T	(-)	Cable, battery
17	AM 505 T	(-)	Bolt, with nut (2 used)
18	AM 348 T	(-)	Strap, battery ground
19	19H 2021 A	(-)	Screw, cap, 3/8" x 5/8"
20	12H 304 A	(-)	Washer, lock, 3/8"
21	AL 2818 T	(-)	Frame, battery hold down
22	AM 394 T	(-)	Tray, battery

FENDER ASSEMBLY
Model M

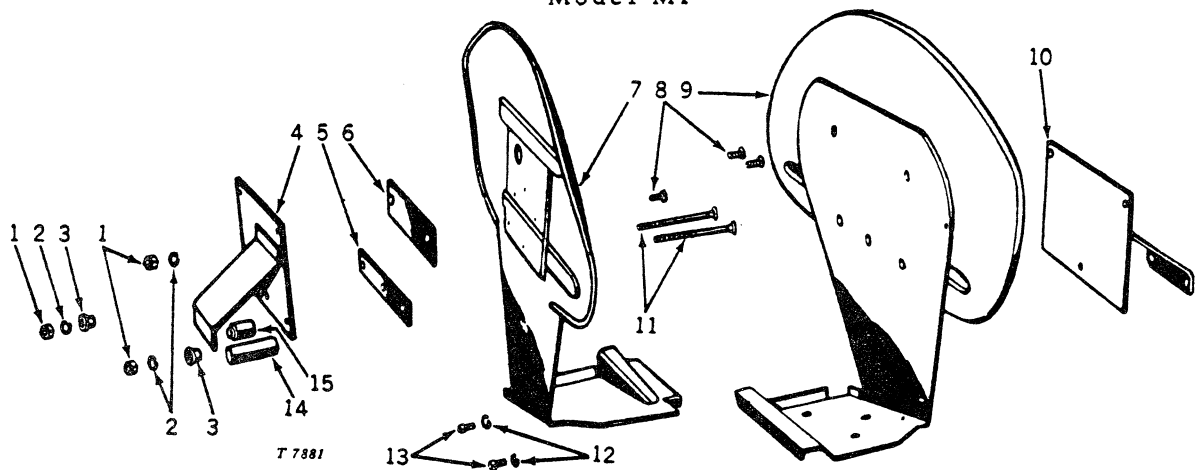
Key	Part No.	Serial No.	Description
1	14H 785 A	(-)	Nut, hex., 5/16" (6 used)
2	12H 303 A	(-)	Washer, lock, 5/16" (12 used)
3	L 1183 T	(-)	Washer, upper screw (2 used)
4	AM 341 T	(-)	Fender, right (sub. for AM751T)
5	19H 1900 A	(-)	Screw, cap, 5/16" x 3/4" (12 used)
6	19H 1936 A	(-)	Screw, cap, 3/8" x 3/4" (4 used)
7	12H 304 A	(-)	Washer, lock, 3/8" (4 used)
8	M 371 T	(-)	Platform, right
9	M 372 T	(-)	Platform, left
10	AM 342 T	(-)	Fender, left (sub. for AM752T)

FENDER ASSEMBLY
Model MC



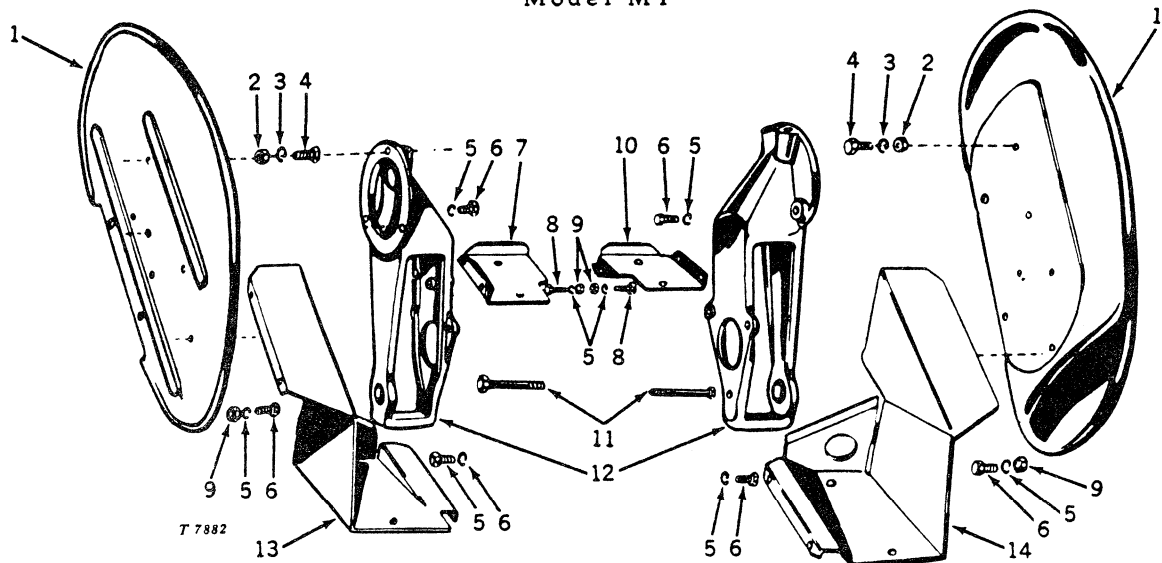
Key	Part No.	Serial No.	Description
1	AM 2383 T	(-)	Fender assembly, right side (sub. for ATE2290T)
2	3H 1572 A	(-)	Bolt, rd. hd., 7/16" x 1" (8 used)
3	12H 293 A	(-)	Washer, lock, 7/16" (12 used)
4	14H 813 A	(-)	Nut, hex., 7/16" (12 used)
5	M 878 T	(-)	Stud (2 used)
6	TE 281 YT	(-)	Bracket, rear (2 used)
7	19H 1900 A	(-)	Screw, cap, 5/16" x 3/4" (4 used)
8	AM 2382 T	(-)	Fender assembly, left side (sub. for ATE2289T)
9	TE 279 YT	(-)	Bracket, front (2 used)
10	3H 1686 A	(-)	Bolt, rd. hd., 7/16" x 1-1/4" (4 used)
11	14H 785 A	(-)	Nut, hex., 5/16" (8 used)
12	12H 303 A	(-)	Washer, lock, 5/16" (12 used)
13	3H 268 A	(-)	Bolt, rd. hd., 5/16" x 3/4" (8 used)
14	12H 317 A	(-)	Washer, lock, 9/16" (2 used)
15	14H 394 A	(-)	Nut, hex., 9/16" (2 used)
16	L 4223 T	(-)	Spring, return
17	AM 1499 T	(-)	Footrest, left
18	AM 1498 T	(-)	Footrest, right

FENDER ASSEMBLY Model MI



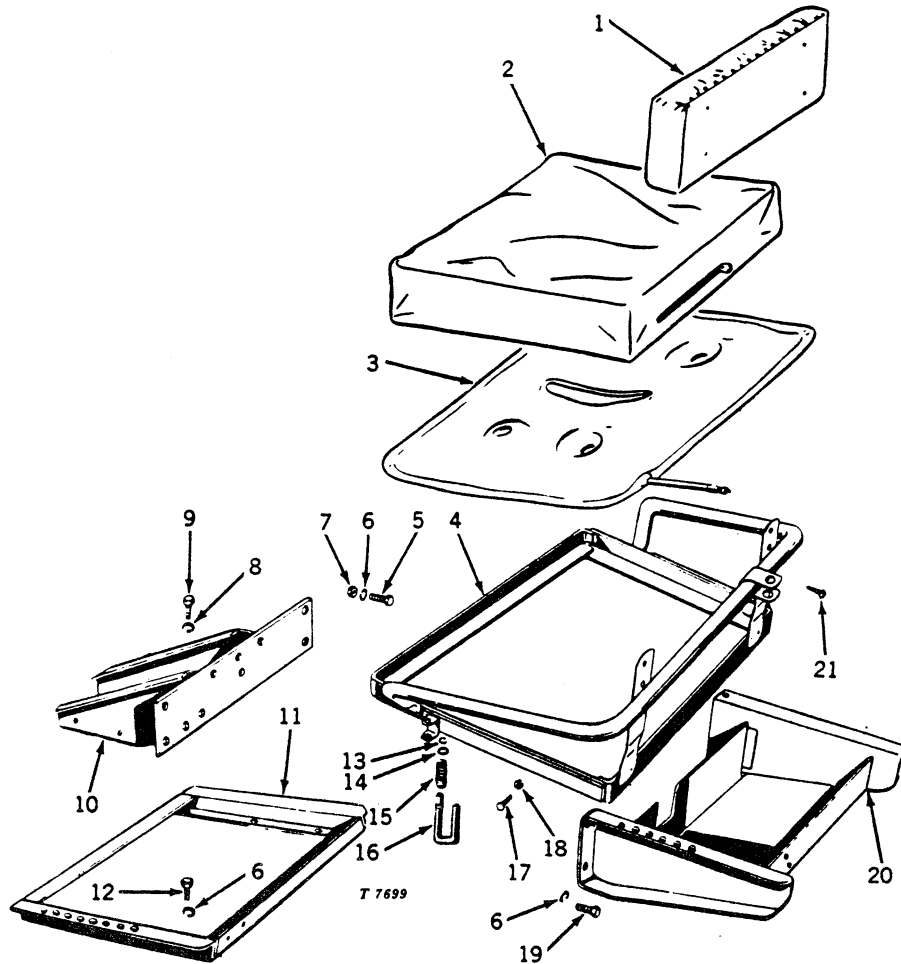
Key	Part No.	Serial No.	Description
1	14H 812 A	(-)	Nut, hex., 3/8" (10 used)
2	12H 304 A	(-)	Washer, lock, 3/8" (10 used)
3	M 1238 T	(-)	Dowel (4 used)
4	AM 1231 T	(-)	Bracket, right fender, with brace
5	M 1235 T	(-)	Spacer, lower (2 used)
6	M 1234 T	(-)	Spacer, upper (2 used)
7	AM 1229 T	(-)	Fender, right, with footrest
8	3H 1519 A	(-)	Bolt, rd. hd., 3/8" x 1" (6 used)
9	AM 1230 T	(-)	Fender, left, with footrest
10	AM 1232 T	(-)	Bracket, left fender, with brace
11	3H 1621 A	(-)	Bolt, rd. hd., 3/8" x 5-3/4" (4 used)
12	12H 303 A	(-)	Washer, lock, 5/16" (4 used)
13	19H 1900 A	(-)	Screw, cap, 5/16" x 3/4" (4 used)
14	M 1236 T	(-)	Dowel, long (2 used)
15	M 1237 T	(-)	Dowel, short (2 used)

FENDER ASSEMBLY Model MT



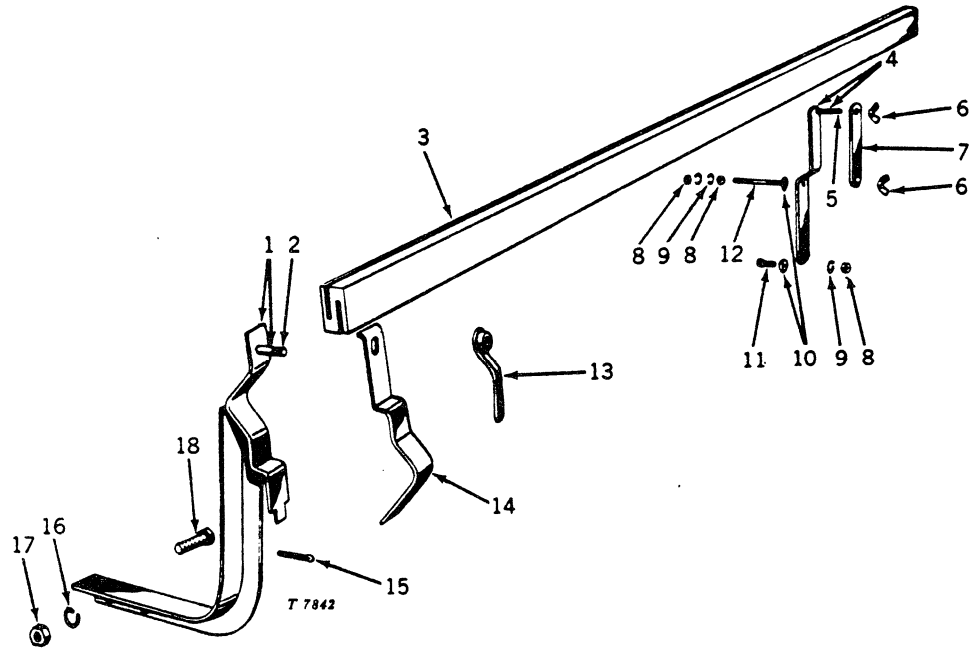
Key	Part No.	Serial No.	Description
1	AM 868 T	(-)	Fender (2 used) (sub. for AM965T)
2	14H 813 A	(-)	Nut, hex., 7/16" (6 used)
3	12H 293 A	(-)	Washer, lock, 7/16" (6 used)
4	19H 1978 A	(-)	Screw, cap, 7/16" x 1-1/2" (6 used)
5	12H 303 A	(-)	Washer, lock, 5/16" (16 used)
6	19H 1900 A	(-)	Screw, cap, 5/16" x 3/4" (12 used)
7	M 989 T	(-)	Platform, right
8	19H 1849 A	(-)	Screw, cap, 5/16" x 1-1/4" (2 used)
9	14H 785 A	(-)	Nut, hex., 5/16" (6 used)
10	M 990 T	(-)	Platform, left
11	M 828 T	(-)	Screw, cap, special (6 used)
12	M 984 T	(-)	Bracket, fender (2 used) (sub. for AM966T)
13	AM 932 T	(-)	Footrest, right
14	AM 933 T	(-)	Footrest, left

SEAT ASSEMBLY



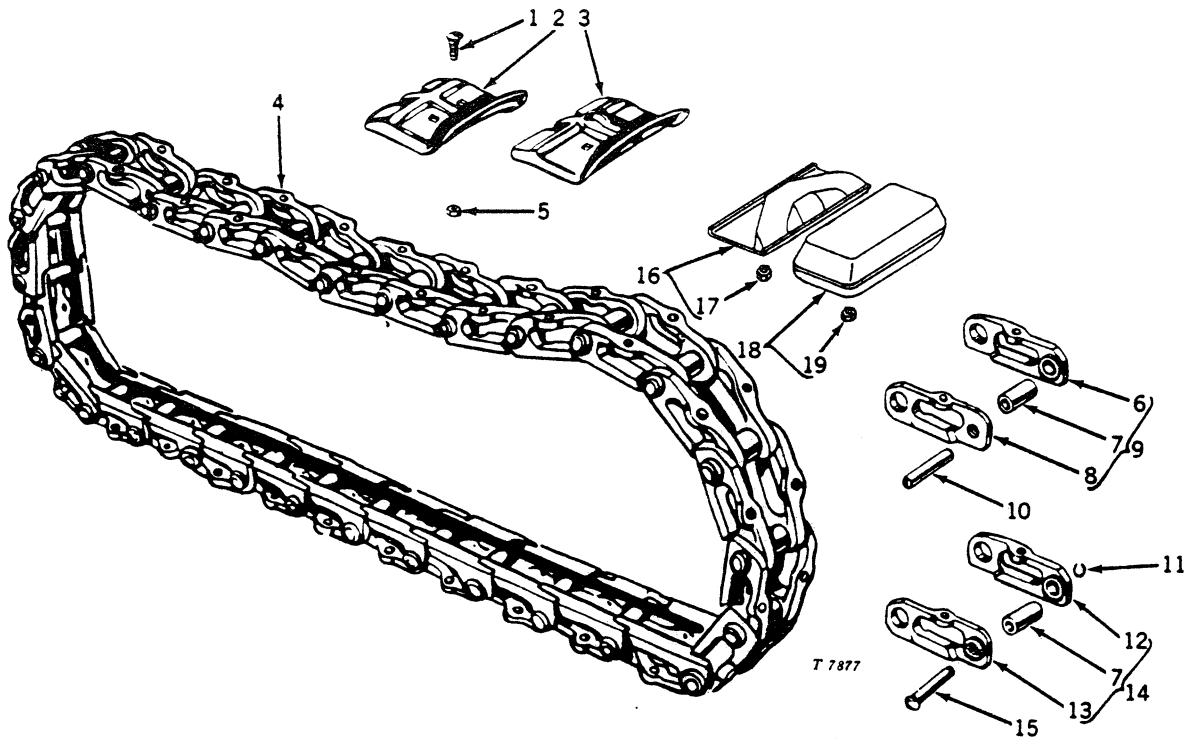
Key	Part No.	Serial No.	Description
1	AM 339 T	(-)	Back, seat
2	AM 1839 T	(-)	Cushion, seat (sub. for AM474T) (M, MI, MT)
	AM 1767 T	(-)	Cushion, seat (MC)
3	AM 471 T	(-)	Bladder, seat (sub. for AM473T) (M, MI, MT)
4	AM 1956 T	(-)	Frame, seat (sub. for AM476T)
5	19H 1731 A	(42260-)	Screw, cap, 3/8" x 1" (4 used) (without touch-o-matic) (M)
	19H 1731 A	(-)	Screw, cap, 3/8" x 1" (2 used) (MC)
6	12H 304 A	(-)	Washer, lock, 3/8" (4 used) (M, MI, MT)
	12H 304 A	(-)	Washer, lock, 3/8" (6 used) (MC)
7	14H 812 A	(42260-)	Nut, hex., 3/8" (4 used) (without touch-o-matic) (M)
	14H 812 A	(-)	Nut, hex., 3/8" (6 used) (MC)
8	12H 293 A	(42260-)	Washer, lock, 7/16" (4 used) (without touch-o-matic) (M)
	12H 293 A	(-)	Washer, lock, 7/16" (4 used) (MC)
9	19H 1822 A	(42260-)	Screw, cap, 7/16" x 1" (4 used) (without touch-o-matic) (M)
	19H 1822 A	(-)	Screw, cap, 7/16" x 1" (4 used) (MC)
10	AM 940 T	(42260-)	Support assembly (without touch-o-matic) (M)
	AM 940 T	(-)	Support assembly (MC)
11	AM 1579 T	(46205-)	Bracket, seat (with touch-o-matic) (M)
	AM 952 T	(-)	Bracket, seat (MI, MT)
12	19H 1936 A	(46205-)	Screw, cap, 3/8" x 3/4" (4 used) (with touch-o-matic) (M)
	19H 1936 A	(-)	Screw, cap, 3/8" x 3/4" (4 used) (MI, MT)
13	M 360 T	(-)	Ring, snap (packed 2 in a pkg.)
14	M 359 T	(-)	Washer, special
15	M 358 T	(-)	Spring
16	M 1501 T	(-)	Pin, seat lock
17	19H 2036 A	(-)	Screw, cap, 1/4" x 7/8"
18	M 453 T	(-)	Nut, stop
19	19H 210 A	(-46204)	Screw, cap, 3/8" x 7/8" (4 used) (with touch-o-matic) (M)
	19H 1731 A	(-)	Screw, cap, 3/8" x 1" (4 used) (MC)
20	AM 477 T	(-46204)	Bracket, seat (with touch-o-matic) (M)
	AM 477 T	(-)	Bracket, seat (without touch-o-matic) (M)
	AM 1340 T	(-)	Bracket, seat (sub. for AM1341T) (MC)
21	M 2474 T	(-)	Screw, No. 10 x 1" (4 used) (sub. for M364T) (packed 4 in a pkg.)

SICKLE CARRIER



Key	Part No.	Serial No.	Description
1	AM 1299 TH	(-)	Carrier, sickle, front support, with bolt
2	19H 1740 A	(-)	Screw, cap, 7/16" x 1-3/4"
3	M 1291 TH	(-)	Guard, sickle
4	AM 1301 TH	(-)	Carrier, sickle, rear support, with bolt
5	8H 124 A	(-)	Bolt, cge., 5/16" x 2-3/4"
6	14H 819 A	(-)	Nut, wing (2 used) (sub. for M534T)
7	M 1290 TH	(-)	Clamp
8	14H 785 A	(-)	Nut, hex., 5/16" (3 used)
9	12H 303 A	(-)	Washer, lock, 5/16" (3 used)
10	24H 1621 A	(-)	Washer, plain, 11/32" x 1" x .194" (2 used)
11	19H 1905 A	(-)	Screw, cap, 5/16" x 1"
12	M 1289 TH	(-)	Stud
13	M 2 D	(-)	Nut, tail
14	AM 1300 TH	(-)	Carrier, sickle, front, outer
15	11H 211 A	(-)	Pin, cotter, 1/8" x 3/4"
16	12H 294 A	(-)	Washer, lock, 5/8" (2 used)
17	14H 760 A	(-)	Nut, hex., 5/8" (2 used)
18	19H 1708 A	(-)	Screw, cap, 5/8" x 1-3/4" (2 used)

TRACK AND TRACK SHOE ASSEMBLY
Model MC

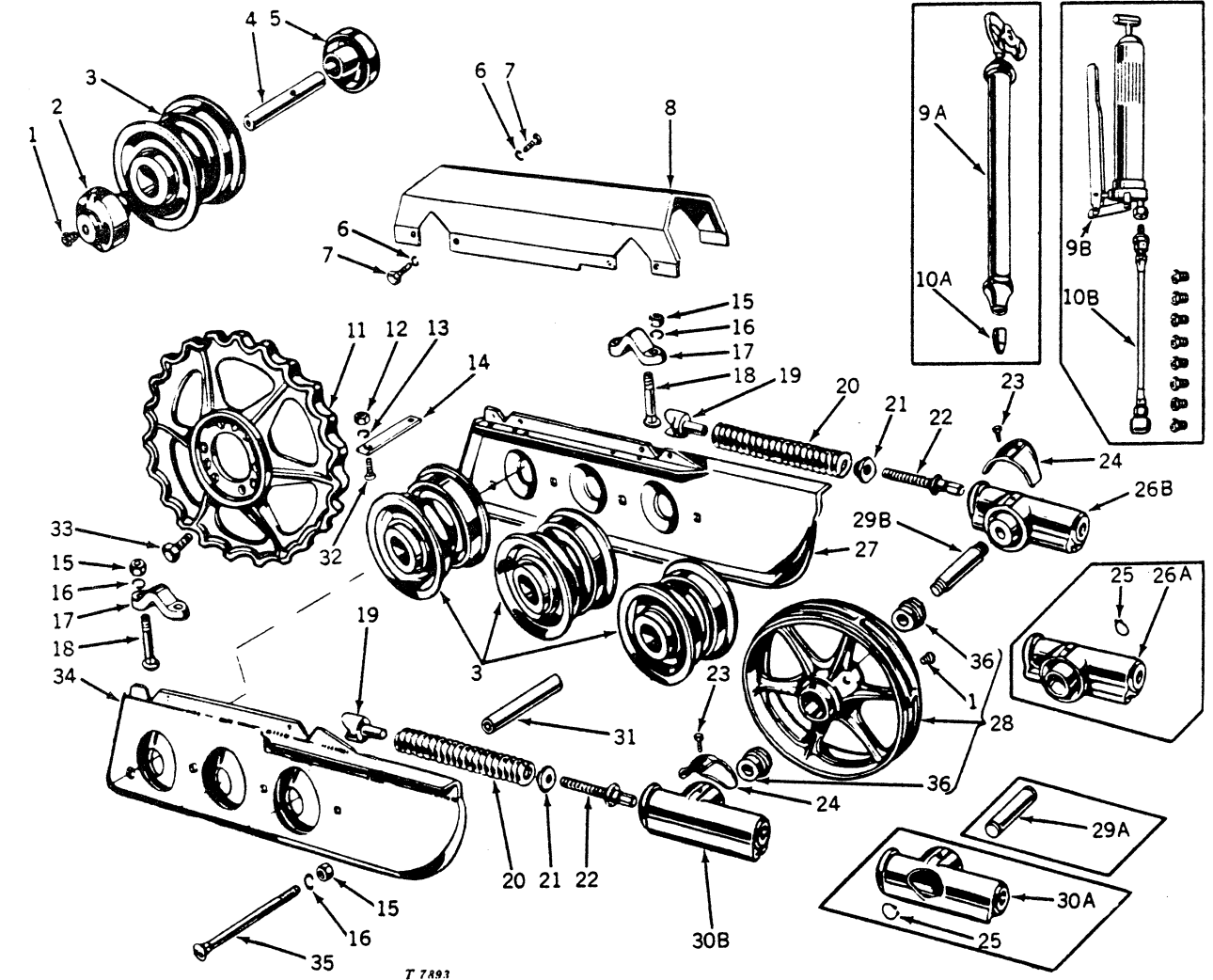


Key	Part No.	Serial No.	Description
1	TE 24 YT T 11297 T	(-17536) (17537-)	Bolt, cge. (2 per shoe) (56 per track) Screw, cap (2 per shoe) (56 per track) (sub. for M1664T)
2	ATE 2039 YT M 1663 T M 1747 T ATE 2040 YT M 1666 T M 1748 T ATE 2041 YT M 1667 T M 1749 T	(-17536) (17537-20509) (-) (-17536) (17537-20509) (-) (-17536) (17537-19474) (19475-)	Sub. one M1663T, two T11297T and two M1665T Shoe, track, 10" (28 per track) Shoe, track, 10" (28 per track) Sub. one M1666T, two T11297T and two M1665T Shoe, track, 12" (28 per track) Shoe, track, 12" (28 per track) Sub. one M1667T, two T11297T and two M1665T Shoe, track, 14" (28 per track) Shoe, track, 14" (28 per track)
3	ATE 2443 YT M 1668 T M 1826 T M 1827 T	(-17536) (17537-19874) (19875-) (19875-)	Sub. one M1668T, two T11297T and two M1665T Shoe, track, snow, 12" (28 per track) Shoe, track, snow, center notch (14 per track) Shoe, track, snow, end notch (14 per track)
4	ATE 1035 YT	(-)	Track assembly, less shoes (complete length)
5	9027 YT M 1665 T	(-17536) (17537-)	Nut, hex., special (2 used per shoe) Nut, hex., special (2 used per shoe) (packed 100 in a pkg.)
6	TE 29 YT	(-)	Link, track, right (27 per track) (sub. for AM1144T)
7	M 2259 T	(-)	Bushing, track link (28 per track) (sub. for TE38YT) (packed 28 in a pkg.)
8	TE 28 YT	(-)	Link, track, left (27 per track) (sub. for AM1134T)
9	ATE 1028 YT	(-)	Link assembly, plain (27 per track) (sub. for AM1145T)
10	M 2559 T	(-)	Pin, track, plain (27 per track) (sub. for TE35YT) (packed 27 in a pkg.)
11	5787 YT	(-)	Ring, snap, track lock, master pin (packed 20 in a pkg.)
12	TE 30 YT	(-)	Link, track master, right (sub. for AM1132T)
13	TE 31 YT	(-)	Link, track master, left (sub. for AM1133T)
14	ATE 2030 YT	(-)	Link assembly, master (one left link, one right link, and one bushing assembled) (sub. for AM1146T)
15	TE 433 YT	(-)	Pin, track, master
16	ATE 2638 YT	(* - *)	Shoe, track, rubber, regular, with nuts (28 per track)
17	M 1665 T	(* - *)	Nut, hex., special, 5/8" (2 per shoe) (56 per track)
18	AT 10961 T	(** - **)	Shoe, track, rubber, heavy-duty, with nuts (28 per track)
19	14H 808 A	(** - **)	Nut, hex., 5/8" (2 per shoe) (56 per track)

*Fits all Model MC Tractors factory equipped with rubber track shoes.

**Fits all Model MC Tractors having either field installed AT12086T track replacement assembly or AT12088T track shoe set.

TRACK ROLLER AND FRAME ASSEMBLY
Model MC

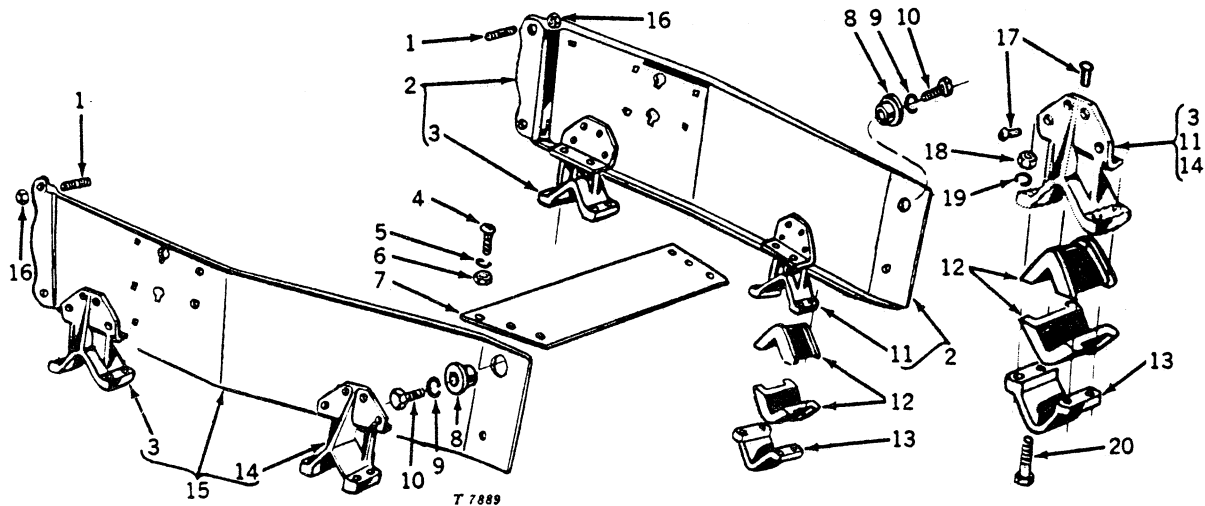


Key	Part No.	Serial No.	Description
1	JD 7814	(-14442)	Fitting, grease (4 used) (No. 1841)
	JD 7821	(14443-)	Fitting, grease (4 used) (No. 1188)
2	TE 45 YT	(-)	Sleeve, roller, outside (3 used) (sub. for AM1127T)
3	ATE 1044 YT	(-)	Roller assembly (3 used)
4	TE 745 YT	(-)	Shaft, roller (3 used)
5	TE 46 YT	(-)	Sleeve, roller, inside (3 used) (sub. for AM1128T)
6	12H 303 A	(-)	Washer, lock, 5/16" (6 used)
7	19H 2020 A	(-)	Screw, cap, 5/16" x 1/2" (6 used)
8	TE 295 YT	(-)	Cover (sub. for ATE2295YT)
9A	JD 7817	(-14442)	Sub. one JD7822, one JD7823, and eight JD7821
9B	JD 7822	(14443-)	Gun, grease (No. 4023C)
10A	TE 797 YT	(-14442)	Nozzle, grease gun
10B	JD 7823	(14443-)	Hose, grease gun, with swivel and button head coupler (No. 7089)
11	TE 235 YT	(-)	Sprocket, drive, 36" - 46" thread
	TE 225 YT	(-)	Sprocket, drive, 38" - 44" thread
12	14H 812 A	(-)	Nut, hex., 3/8" (2 used)
13	12H 304 A	(-)	Washer, lock, 3/8" (2 used)
14	TE 22 YT	(-)	Strap
15	14H 760 A	(-)	Nut, hex., 5/8" (12 used)
16	12H 294 A	(-)	Washer, lock, 5/8" (12 used)
17	TE 25 YT	(-)	Clamp (4 used) (sub. for AM1129T)
18	3H 1605 A	(-)	Bolt, cge., 5/8" x 4" (8 used)
19	TE 219 YT	(-)	Head, tension spring (2 used)
20	TE 744 YT	(-14218)	Spring (2 used)
	TE 746 YT	(14219-)	Spring (2 used)
21	TE 217 YT	(-)	Nut, adjusting (2 used)

TRACK ROLLER AND FRAME ASSEMBLY -- Continued
Model MC

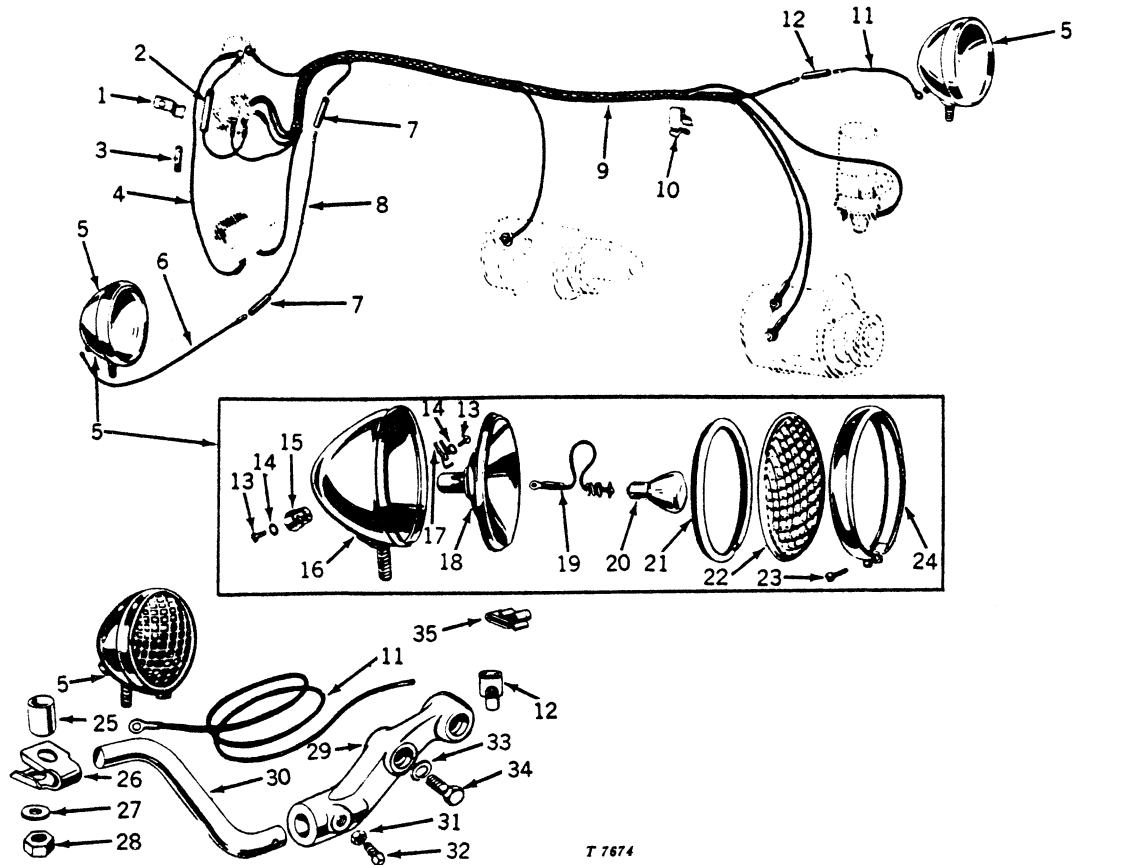
Key	Part No.	Serial No.	Description
22	ATE 2213 YT	(-)	Bolt, tension, track (2 used) (sub. for AM1136T)
23	9042 YT	(-)	Screw, self-tapping (2 used)
24	TE 297 YT	(-)	Cover, dust (2 used)
25	5796 YT	(-14022)	Ring, snap (2 used)
26A	AM 1130 T	(-14022)	Bracket (TE221YT), front idler, left (sub. AM1648T)
	AM 1648 T	(-14022)	Brackets, right and left, with shaft
26B	TE 231 YT	(14023-)	Bracket, front idler, left (sub. for AM1646T)
27	ATE 2079 YT	(-)	Frame assembly, side, left
28	ATE 2229 YT	(-)	Idler, front, with grease fitting
29A	AM 1313 T	(-14022)	Shaft, front idler, with snap rings
29B	TE 234 YT	(14023-)	Shaft, front idler
30A	AM 1131 T	(-14022)	Bracket (TE222YT), front idler, right (sub. for AM1648T)
	AM 1648 T	(-14022)	Brackets, right and left, with shaft
30B	TE 232 YT	(14023-)	Bracket, front idler, right (sub. for AM1647T)
31	TE 23 YT	(-)	Spacer (4 used)
32	3H 1519 A	(-)	Bolt, cge., 3/8" x 1" (2 used)
33	JD 21 T	(-)	Bolt, special (6 used)
34	ATE 2078 YT	(-)	Frame assembly, side, right
35	3H 1493 A	(-)	Bolt, cge., 5/8" x 8-3/4" (4 used)
36	TE 20 YT	(-)	Hub, idler (2 used)

SIDE FRAME ASSEMBLY
Model MC



Key	Part No.	Serial No.	Description
1	M 878 T	(-)	Stud (4 used)
2	ATE 2293 YT	(-)	Frame, side, with mounting brackets, left
3	TE 209 YT	(-)	Bracket, right and left rear (2 used)
4	3H 1519 A	(-)	Bolt, rd. hd., 3/8" x 1" (6 used)
5	12H 304 A	(-)	Washer, lock, 3/8" (6 used)
6	14H 812 A	(-)	Nut, hex., 3/8" (6 used)
7	T 11035 T	(-)	Brace, side frame, front (sub. for TE283YT)
8	TE 239 YT	(-)	Bushing (2 used)
9	12H 236 A	(-)	Washer, lock, 3/4" (2 used)
10	19H 1768 A	(-)	Screw, cap, 3/4" x 2" (2 used)
11	TE 207 YT	(-)	Bracket, left, front
12	TE 203 YT	(-)	Mounting, rubber bushing (set of two) (4 used) (sub. for AM1137T)
13	TE 201 YT	(-)	Cap, shock mount (4 used)
14	TE 208 YT	(-)	Bracket, right front
15	ATE 2294 YT	(-)	Frame, side, with mounting brackets, right
16	M 375 T	(-)	Nut, hex., special (4 used) (packed 10 in a pkg.)
17	16H 1342 A	(-)	Rivet, 3/8" x 1-1/4" (24 used)
18	14H 809 A	(-)	Nut, hex., 1/2" (16 used)
19	12H 301 A	(-)	Washer, lock, 1/2" (16 used)
20	3H 1591 A	(-)	Bolt, rd. hd., 1/2" x 2-1/4" (16 used)

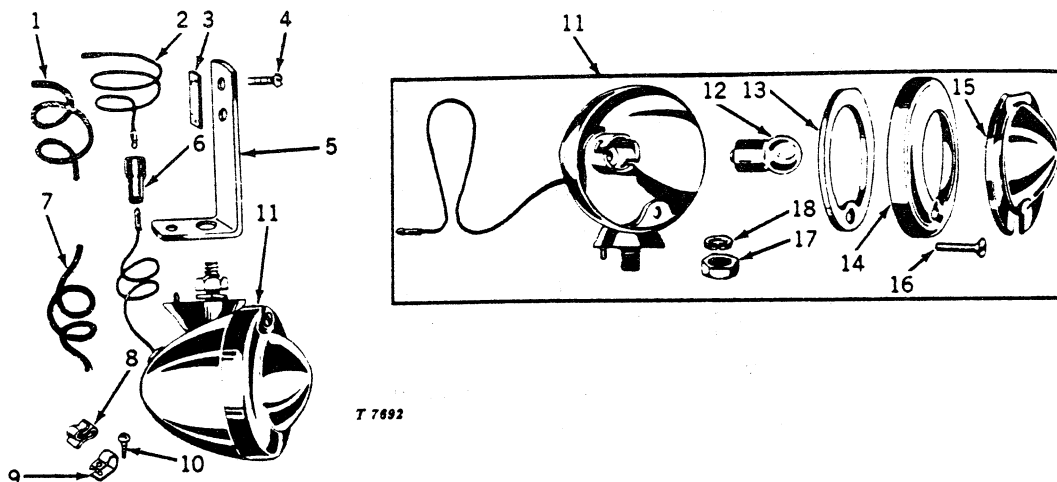
FRONT LIGHTS AND WIRING HARNESS



T 7674

Key	Part No.	Serial No.	Description
1	M 459 T	(-)	Clip, fuse
2	AM 393 T	(-)	Wire, lead, with fuse, ammeter to light switch
3	AL 2919 T	(-)	Fuse, 20 amp (packed 10 in a pkg.)
4	AM 355 T	(-)	Wire, lead, ammeter to cut-out-relay
5	AT 10571 T	(-)	Light (2 used) (sub. for AL2855T and AM3257T)
6	AL 2974 T	(-)	Wire, lead, rear light to extension lead (M)
	AM 1217 T	(-)	Wire, lead, rear light to extension lead (MT)
7	AL 2976 T	(-)	Connector, two wire (2 used)
8	AL 2973 T	(-44385)	Wire, lead, wiring harness extension (M)
	AM 1216 T	(44386-)	Wire, lead, wiring harness extension (M)
	AM 1426 T	(-)	Wire, lead, wiring harness to rear light (MC)
	AL 2973 T	(-)	Wire, lead, wiring harness extension (MI)
	AM 1216 T	(-)	Wire, lead, wiring harness extension (MT)
9	AM 356 T	(-)	Harness, wiring (sub. for AM811T)
10	M 632 T	(-)	Clip (3 used)
11	AL 2971 T	(-)	Wire, lead, front lights (2 used)
12	AM 531 T	(-)	Connector, three wire
13	21H 972 A	(-)	Screw, mach., No. 8 x 5/16" (2 used)
14	12H 290 A	(-)	Washer, lock, No. 8, internal tooth (sub. for A2734R) (2 used)
15	AA 3495 R	(-)	Post, terminal
16	AT 11119 T	(-)	Body assembly (sub. for 924009)
17	A 2899 R	(-)	Spring, terminal
18	AA 3238 R	(-)	Reflector (sub. for 923199)
19	AA 3240 R	(-)	Wire, lead
20	AB 2820 R	(-)	Bulb, lamp, 6-8 volt
21	AA 3239 R	(-)	Gasket
22	T 11335 T	(-)	Lens (sub. for 5936059)
23	A 2729 R	(-)	Screw, special (packed 2 in a pkg.)
24	AA 3241 R	(-)	Molding
25	M 640 T	(-)	Spacer
26	M 1482 T	(-)	Clamp (sub. for M641T and M642T)
27	24H 1111 A	(-)	Washer, plain, 13/32" x 1-1/16" x .090"
28	14H 809 A	(-)	Nut, hex., 1/2"
29	M 646 T	(-)	Bracket, front light
30	T 11022 T	(-)	Arm, front light adjusting (sub. for M647T)
31	14H 611 A	(-)	Nut, hex. jam, 5/16"
32	22H 724 A	(-)	Screw, set, 5/16" x 1"
33	12H 303 A	(-)	Washer, lock, 5/16" (2 used)
34	19H 1849 A	(-)	Screw, cap, 5/16" x 1-1/4" (2 used)
35	M 644 T	(-)	Clip, wiring (3 used)

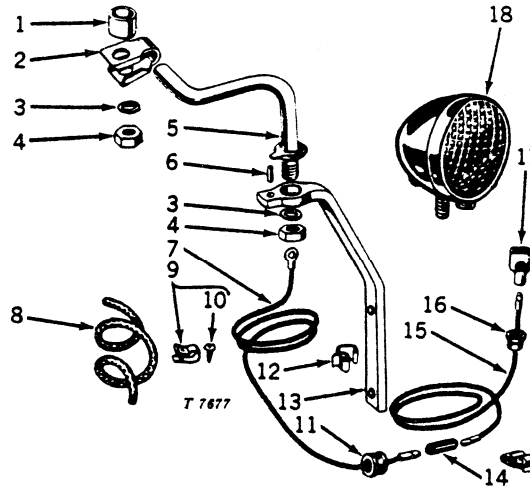
TAIL LIGHT ASSEMBLY
Model M, MI, and MT



T 7892

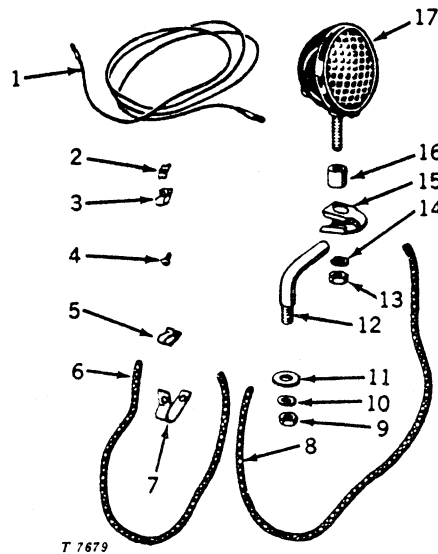
Key	Part No.	Serial No.	Description
1	M 1405 T	(-)	Loom, long, 24" (M)
2	AL 2973 T	(-)	Lead, tail light extension (M, MI)
	AM 1293 T	(-)	Lead, tail light extension (MT)
3	M 1264 T	(-)	Nut, double speed
4	21H 1017 A	(-)	Screw, mach., No. 10 x 3/8" (2 used)
5	M 1263 T	(-)	Bracket
6	AM 531 T	(-)	Connector, three way
7	M 1220 T	(-)	Loom, short, 12" (M)
8	M 644 T	(46205-)	Clip (2 used) (M)
9	AM 1120 T	(-)	Clamp (3 used) (MI)
10	M 1221 T	(-)	Screw, self-tapping, No. 10 x 1/2" (3 used) (MI)
11	AM 1291 T	(-)	Tail light assembly (sub. for AM1310T)
12	AB 2582 R	(-)	Bulb, 3 C.P., 6-8 volt (packed 10 in a pkg.)
13	A 3687 R	(-)	Gasket
14	AA 4664 R	(-)	Molding
15	A 3686 R	(-)	Lens
16	A 3893 R	(-)	Screw, special
17	14H 650 A	(-)	Nut, hex., 5/16"
18	12H 303 A	(-)	Washer, lock, 5/16"

REAR LIGHT ASSEMBLY
Model M



Key	Part No.	Serial No.	Description
1	M 640 T	(-)	Spacer
2	M 1482 T	(-)	Clamp (sub. M641T and M642T)
3	24H 1111 A	(-)	Washer, plain, 13/32" x 1-1/16" x .090" (2 used)
4	14H 809 A	(-)	Nut, hex., 1/2" (2 used)
5	AM 481 T	(-)	Arm, rear light adjusting
6	25H 69 A	(-)	Pin, groov-, 3/16" x 5/8"
7	AL 2974 T	(-)	Wire, lead, rear light to extension lead
8	M 1405 T	(44386-)	Loom
9	AM 1120 T	(44386-)	Clamp, tube, with speed nut (3 used)
10	M 1221 T	(44386-)	Screw, special, No. 10 x 1/2" (3 used)
11	M 302 T	(-44385)	Grommet
12	M 645 T	(-)	Clip, wiring (3 used)
13	M 1498 T	(-)	Bracket, rear light
14	AL 2976 T	(-)	Connector, two wire
15	AL 2973 T	(-44385)	Wire, lead, wiring harness extension
	AM 1216 T	(44386-)	Wire, lead, wiring harness extension
16	M 643 T	(-44385)	Grommet
17	AM 531 T	(-)	Connector, three wire
18	AT 10571 T	(-)	Light assembly (sub. for AL2855T and AM3257T) (see page 100-2 for breakdown of light replacement parts)

REAR LIGHT ASSEMBLY
Model MC

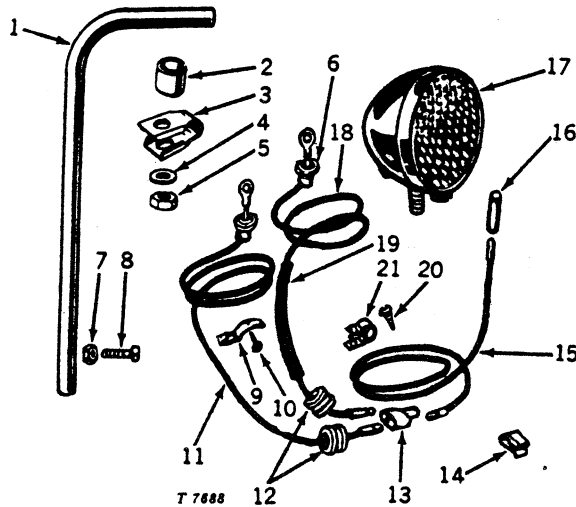


Key	Part No.	Serial No.	Description
1	AM 1426 T	(-)	Lead, wire, harness to rear light
2	M 1409 T	(-)	Nut, speed (3 used)
3	M 1408 T	(-)	Clamp (3 used)

REAR LIGHT ASSEMBLY -- Continued
Model MC

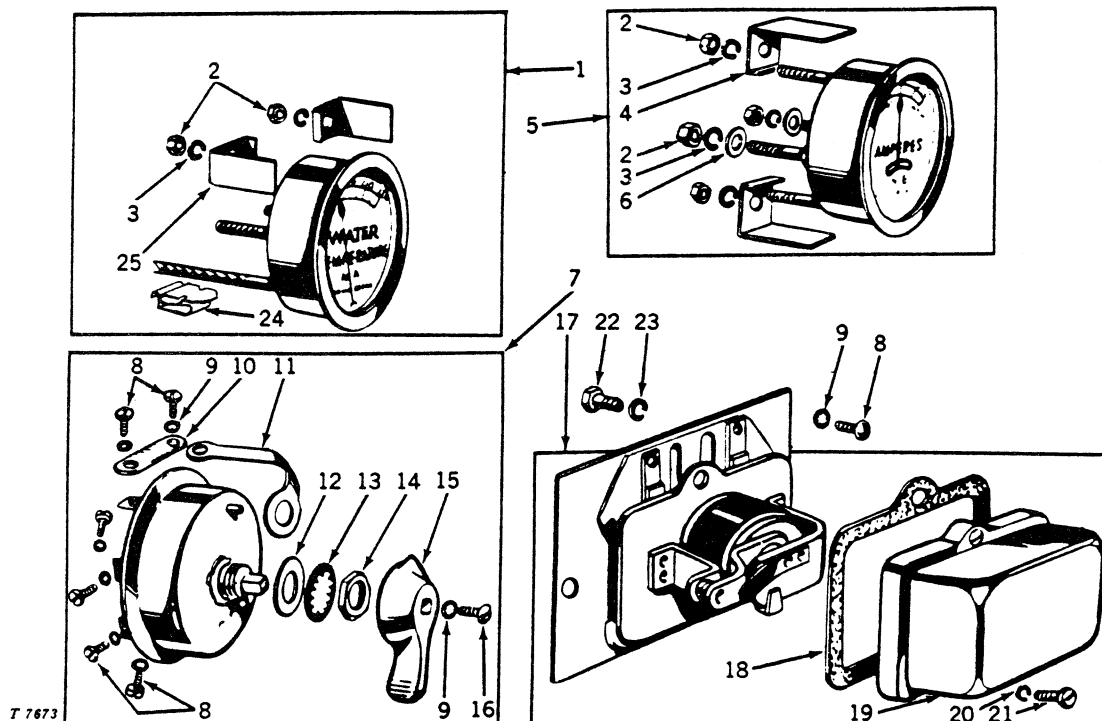
Key	Part No.	Serial No.	Description
4	21H 1019 A	(-)	Screw, mach., No. 10 x 1/2" (3 used)
5	M 644 T	(-)	Clip (2 used)
6	M 1220 T	(-)	Loom, short, 12"
7	L 4353 T	(-)	Clamp
8	M 1405 T	(-)	Loom, long, 24"
9	14H 812 A	(-)	Nut, hex., 3/8"
10	12H 304 A	(-)	Washer, lock, 3/8"
11	M 1407 T	(-)	Washer, special (2 used)
12	M 1406 T	(-)	Bracket, rear light
13	14H 809 A	(-)	Nut, hex., 1/2" (sub. for M639T)
14	12H 301 A	(-)	Washer, lock, 1/2"
15	M 1482 T	(-)	Clamp (sub. for M641T and M642T)
16	M 640 T	(-)	Spacer
17	AT 10571 T	(-)	Light, rear (sub. for AL2855T and AM3257T) (see page 100-2 for breakdown of light replacement parts)

REAR LIGHT ASSEMBLY
Model MT



Key	Part No.	Serial No.	Description
1	AM 1215 T	(-)	Arm, rear light mounting
2	M 640 T	(-)	Spacer
3	M 1482 T	(-)	Clamp
4	24H 1111 A	(-)	Washer, plain, 17/32" x 1-1/16" x .090"
5	14H 809 A	(-)	Nut, hex., 1/2"
6	M 643 T	(-)	Grommet (2 used)
7	14H 611 A	(-)	Nut, hex., jam, 5/16"
8	22H 40 A	(-)	Screw, set, 5/16" x 3/4"
9	M 1219 T	(-)	Clamp (2 used)
10	21H 1017 A	(-)	Screw, mach., No. 10 x 3/8" (2 used)
11	AM 1217 T	(-)	Wire, lead, left rear light
12	M 302 T	(-)	Grommet (2 used)
13	AM 531 T	(-)	Connector, three-way
14	M 644 T	(-)	Clip (3 used)
15	AM 1216 T	(-)	Wire, lead, wiring harness extension to rear lights
16	AL 2976 T	(-)	Connector, two-wire
17	AT 10571 T	(-)	Light, rear (sub. for AL2855T and AM3257T) (see page 100-2 for breakdown of light replacement parts)
18	AM 1218 T	(-)	Wire, lead, right rear light
19	M 1220 T	(-)	Loom, short, 12"
20	M 1221 T	(-)	Screw, self-tapping, No. 10 x 1/2" (3 used)
21	AM 1120 T	(-)	Clamp (3 used)

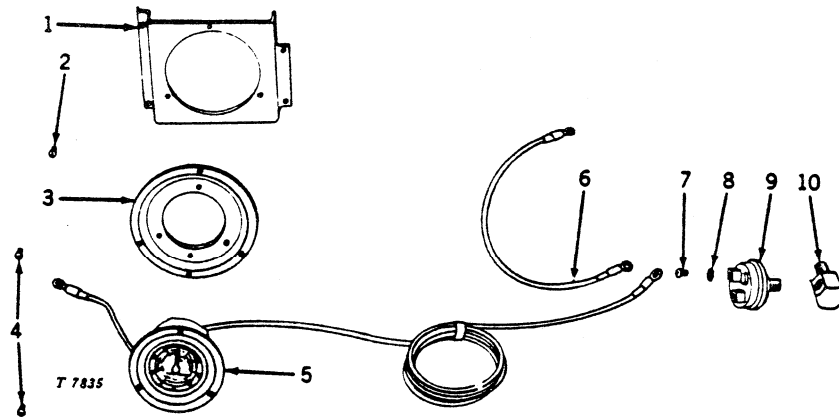
GAUGES, SWITCH, AND CUT-OUT RELAY



Key	Part No.	Serial No.	Description
1	AT 13849 T	(-45409)	Indicator, heat (sub. for AM610T) (M)
	AT 13849 T	(-15062)	Indicator, heat (sub. for AM610T) (MC)
	AT 13849 T	(-10649)	Indicator, heat (sub. for AM610T) (MI)
	AT 13849 T	(-31936)	Indicator, heat (sub. for AM610T) (MT)
	AM 2444 T	(45410-)	Indicator, heat (sub. for AM1609T) (M)
	AM 2444 T	(15063-)	Indicator, heat (sub. for AM1609T) (MC)
	AM 2444 T	(10650-)	Indicator, heat (sub. for AM1609T) (MI)
	AM 2444 T	(31937-)	Indicator, heat (sub. for AM1609T) (MT)
2	14H 631 A	(-)	Nut, hex., No. 10 (6 used)
3	12H 246 A	(-)	Washer, lock, No. 10 (6 used)
4	M 737 T	(-)	Clip, ammeter (2 used) (used with Stewart Warner Corp. ammeter No. 440174)
	AM 3883 T	(-)	Bracket, ammeter (used with Stewart Warner Corp. ammeter No. 411725)
5	AM 354 T	(-)	Ammeter, complete (sub. for AM810T)
6	M 731 T	(-)	Washer (2 used)
7	AM 357 T	(-)	Switch, light-ignition (sub. for AM812T)
8	21H 971 A	(-)	Screw, mach., No. 8 x 5/16" (8 used)
9	12H 290 A	(-)	Washer, lock, No. 8 (8 used) (sub. for 121841 and A2734R)
10	1838155*	(-)	Coil, resistance
11	1903854	(-)	Strap, ground
12	1902924	(-)	Washer
13	12H 292 A	(-)	Washer, lock, 1/2", internal tooth (sub. for 138549)
14	A 4655 R	(-)	Nut (sub. for 1902692)
15	1902694	(-)	Lever
16	21H 973 A	(-)	Screw, mach., No. 8 x 3/8"
17	AM 352 T	(-)	Cut-out relay assembly with mounting bracket (sub. for AM809T) (Delco-Remy No. 1116816)
18	1881251*	(-)	Gasket
19	1881250*	(-)	Cover
20	12H 314 A	(-)	Washer, lock, No. 6 (2 used) (sub. for A765R)
21	21H 1076 A	(-)	Screw, mach., No. 6 x 5/16" (2 used)
22	19H 1227 A	(-)	Screw, cap, 1/4" x 1/2" (2 used)
23	12H 302 A	(-)	Washer, lock, 1/4" (2 used)
24	M 633 T	(-)	Clip, heat indicator (3 used)
25	M 737 T	(-45409)	Clip, heat indicator (2 used) (M)
	M 737 T	(-15062)	Clip, heat indicator (2 used) (MC)
	M 737 T	(-10649)	Clip, heat indicator (2 used) (MI)
	M 737 T	(-31936)	Clip, heat indicator (2 used) (MT)
	T 366 T	(45410-)	Clip, heat indicator (1 used) (M)
	T 366 T	(15063-)	Clip, heat indicator (1 used) (MC)
	T 366 T	(10649-)	Clip, heat indicator (1 used) (MI)
	T 366 T	(31937-)	Clip, heat indicator (1 used) (MT)

*Parts provided to John Deere Branch Houses by John Deere Waterloo Tractor Works of Waterloo, Iowa.

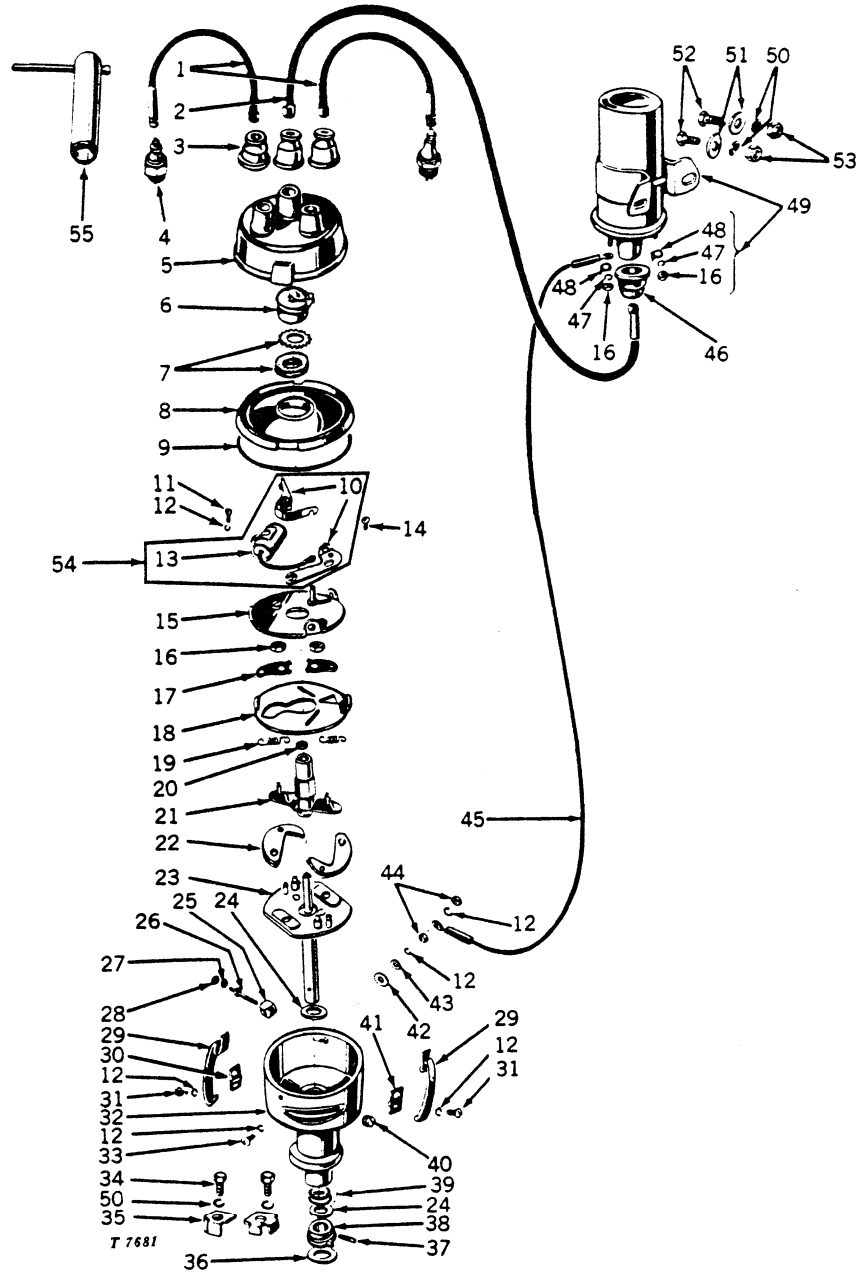
ENGINE HOUR METER ATTACHMENT



Key	Part No.	Serial No.	Description
1	M 1576 T	(-)	Bracket, attaching
2	M 1578 T	(-)	Screw (4 used)
3	AM 1664 T	(-)	Dampener, vibration
4	21H 1076 A	(-)	Screw, mach., No. 6 x 5/16" (6 used)
5	AM 1660 T	(-)	Hour meter assembly
6	AM 1663 T	(-)	Lead, pressure switch to coil
7	21H 1189 A	(-)	Screw, mach., No. 10 x 1/4" (2 used)
8	12H 246 A	(-)	Washer, lock, No. 10 (2 used)
9	AM 1661 T	(-)	Switch, pressure
10	T 16671 T	(-)	Adapter, (sub. for M1577T)
..	AM 1659 T	(-)	HOUR METER ATTACHMENT

Capital letters indicate an attachment. Attachments must be listed on separate order from repair parts.

DISTRIBUTOR
Delco-Remy No. 1111709



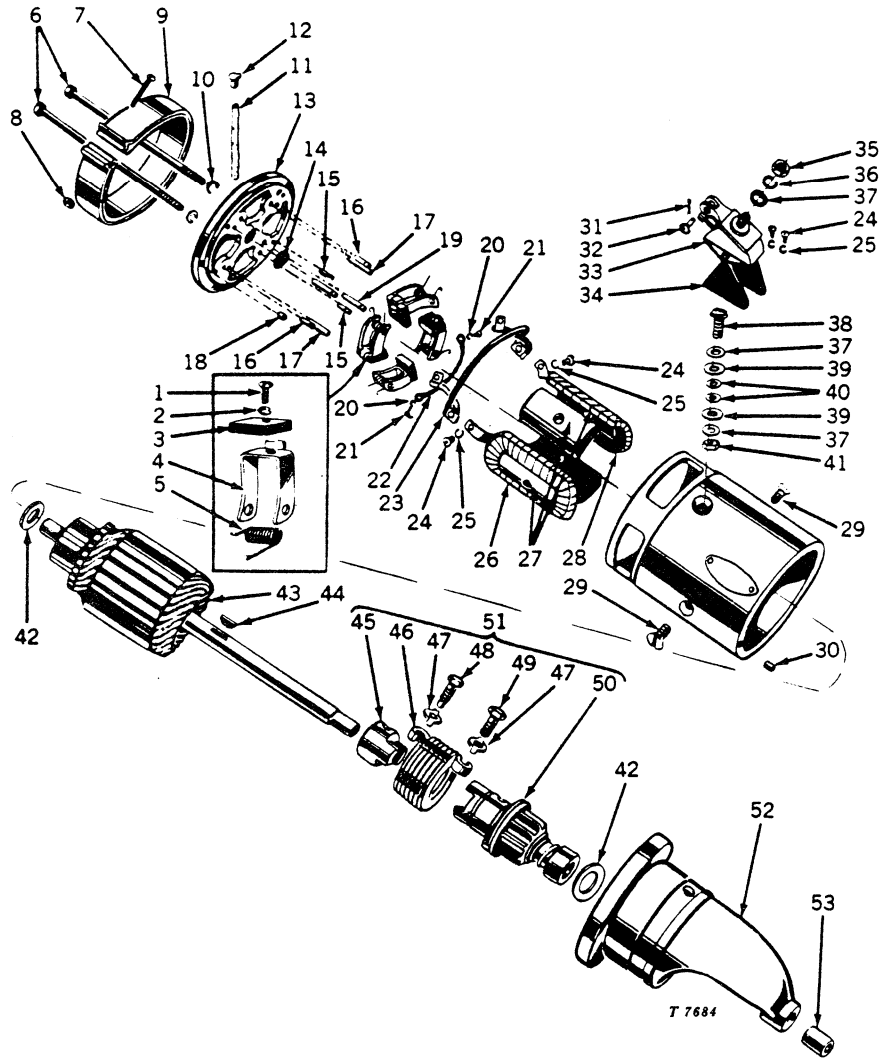
DISTRIBUTOR -- Continued
 Delco-Remy No. 1111709

Key	Part No.	Serial No.	Description
1	AM 3055 T	(-)	Cable, spark plug to distributor (2 used) (sub. for AM376T)
2	AM 374 T	(-)	Cable, coil to distributor
3	A 3539 R	(-)	Nipple (3 used) (sub. for M417T) (packed 10 in a pkg.)
4	AM 514 T	(-)	Plug, spark, champion type H-10 (2 used) (gasoline)
	AM 1535 T	(-)	Plug, spark, AC, type 45L (2 used) (gasoline)
	AT 17208 T	(-)	Plug, spark, Prestolite, type 14L7B (2 used) (gasoline) (sub. for AM1536T)
	AM 1640 T	(-)	Plug, spark, Champion, type J-14 (2 used) (All-fuel)
5	1909008	(-)	Cap, with carbon button
6	820445*	(-)	Rotor (sub. for 1905590)
7	1914309	(-)	Seal, felt, with retainer
8	1900119	(-)	Cover, with seal and gasket
9	1889966	(-)	Gasket
10	AT 14467 T	(-)	Point set, regular (sub. for 1911119) (packed 10 in a pkg.)
	AT 14469 T	(-)	Point set, heavy-duty (sub. for 1882965) (packed 10 in a pkg.)
11	21H 968 A	(-)	Screw, mach., No. 8 x 3/16"
12	12H 290 A	(-)	Washer, lock, No. 8 (6 used) (sub. for 121841 and A2734R)
13	AT 14468 T	(-)	Condenser (sub. for 1869704) (packed 10 in a pkg.)
14	816784	(-)	Screw, contact adjusting
15	1847643	(-)	Plate, breaker
16	14H 631 A	(-)	Nut, hex., No. 10 (4 used)
17	1885558**	(-)	Washer, lock (2 used) (sub. for 1877510)
18	1885557**	(-)	Plate, weight hold down (sub. for 1886136)
19	1901737	(-)	Spring (2 used)
20	816803	(-)	Wick, felt
21	1909004	(-)	Cam, automatic and breaker
22	1880902	(-)	Weight (2 used)
23	1909667	(-)	Plate, main shaft and weight
24	811912	(-)	Washer, spacer (2 used)
25	1878405	(-)	Bushing, terminal stud (inside)
26	1847647	(-)	Stud
27	810794	(-)	Washer
28	817363	(-)	Nut
29	1889967	(-)	Spring (2 used)
30	1847289	(-)	Support
31	21H 996 A	(-)	Screw, mach., No. 8 x 3/8" (2 used)
32	1909269	(-)	Housing, distributor (furnished by J. D. D. T. W)
33	21H 972 A	(-)	Screw, mach., No. 8 x 5/16" (2 used)
34	19H 1905 A	(-)	Screw, cap, 5/16" x 1" (2 used)
35	M 415.T	(-)	Clip, mounting (2 used)
36	F 2632 R	(-)	Gasket (sub. for M414T) (packed 2 in a pkg.)
37	829421	(-)	Pin
38	1909273	(-)	Coupling
39	810074	(-)	Shim, .005" (as needed)
	810078	(-)	Shim, .010" (as needed)
40	15H 566 A	(-)	Plug, pipe, slotted, 1/8" (sub. for L756T)
41	1889999	(-)	Support, cap spring, and cover locator
42	1882247	(-)	Washer, insulating (sub. for 816806)
43	024754	(-)	Washer (sub. for 813731) (packed 2 in a pkg.)
44	14H 605 A	(-)	Nut, hex., No. 8 (2 used)
45	AM 355 T	(-)	Wire, lead, coil to distributor (sub. for AM375T)
46	M 416 T	(-)	Nipple
47	12H 246 A	(-)	Washer, lock, No. 10 (2 used)
48	1909206	(-)	Washer (2 used)
49	AM 373 T	(-)	Coil, ignition (sub. for AM791T) (Delco-Remy No. 1115379)
50	12H 303 A	(-)	Washer, lock, 5/16" (4 used)
51	L 1183 T	(-)	Washer, plain (2 used)
52	19H 1900 A	(-)	Screw, cap, 5/16" x 3/4" (2 used)
53	14H 785 A	(-)	Nut, hex., 5/16" (2 used)
54	AT 14465 T	(-)	Point set, with condenser, regular (packed 10 in a pkg.)
	AT 14466 T	(-)	Point set, with condenser, heavy-duty (packed 10 in a pkg.)
55	AM 1000 T	(-)	Wrench, spark plug
..	AM 372 T	(-)	Distributor (sub. for AM792T)

* Furnished by John Deere Harvester Works

** Furnished by John Deere Waterloo Tractor Works

STARTING MOTOR
Delco-Remy No. 1107064

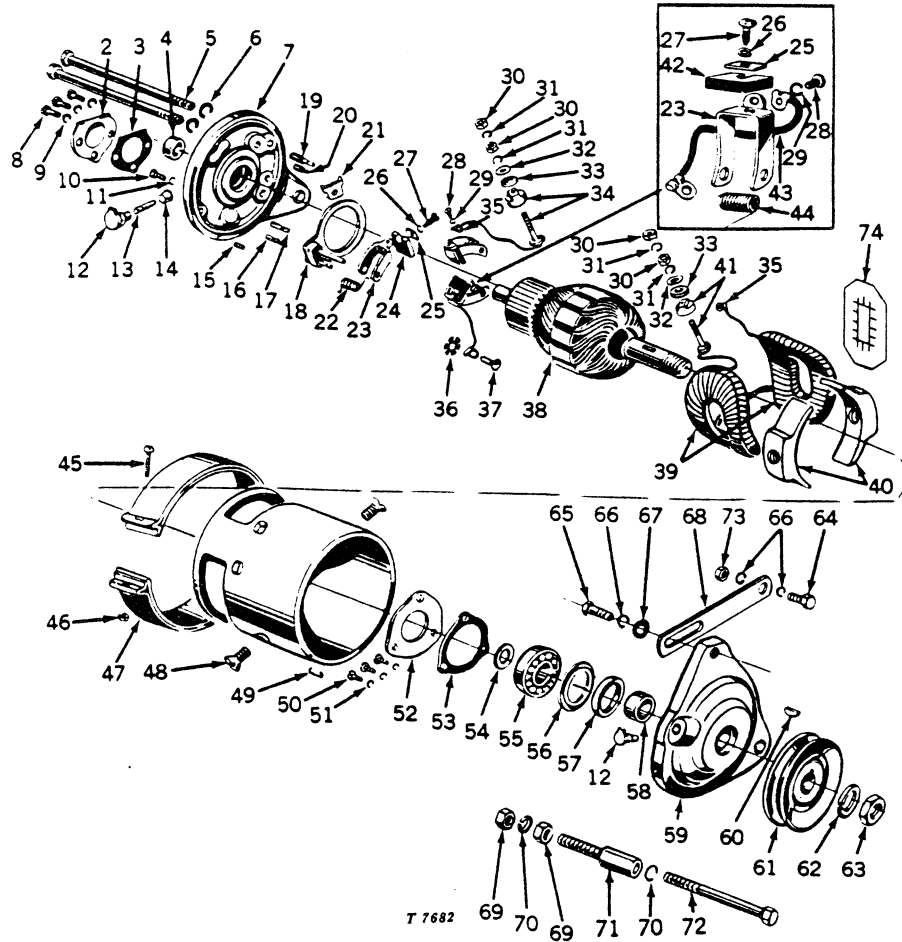


STARTING MOTOR -- Continued
 Delco-Remy No. 1107064

Key	Part No.	Serial No.	Description
1	21H 964 A	(-)	Screw, mach., No. 6 x 1/2" (4 used)
2	12H 314 A	(-)	Washer, lock, No. 6 (4 used) (sub. for A765R)
3	811553*	(-)	Brush (4 used) (packed 2 in a pkg.)
4	R 11090 R	(-)	Holder, brush (4 used) (sub. for 810226)
5	R 11091 R	(-)	Spring, brush (4 used) (sub. for 813521)
6	809053	(-)	Bolt, through (2 used)
7	21H 986 A	(-)	Screw, mach., No. 10 x 1-1/4"
8	14H 631 A	(-)	Nut, hex., No. 10
9	AR 11066 R	(-)	Band, cover (sub. for 1886923)
10	12H 302 A	(-)	Washer, lock, 1/4" (2 used)
11	H 23193 H	(-)	Wick, oiler (sub. for 802691)
12	114998*	(-)	Oiler
13	1881625	(-)	Frame, commutator end, with pins and oiler
14	1865182*	(-)	Plug, expansion
15	AR 11062 R	(-)	Pin and insulator, brush holder, stop (2 used) (sub. for 812015)
16	R 11093 R	(-)	Pin, brush holder, stop (2 used) (sub. for 817314)
17	R 11092 R	(-)	Pin, brush holder, hinge (2 used) (sub. for 817313)
18	R 11086 R	(-)	Pin, dowel (sub. for 809062)
19	AR 11063 R	(-)	Pin and insulator, brush holder, hinge (2 used) (sub. for 812016)
20	12H 315 A	(-)	Washer, lock, No. 8 (2 used) (sub. for A766R)
21	21H 969 A	(-)	Screw, No. 8 x 1/4" (2 used)
22	AR 11064 R	(-)	Lead, brush ground (2 used) (sub. for 813554)
23	AR 11065 R	(-)	Lead, brush jumper (sub. for 819362)
24	21H 1189 A	(-)	Screw, No. 10 x 1/4" (4 used)
25	12H 246 A	(-)	Washer, lock, No. 10 (4 used) (sub. for A767R)
26	1923195	(-)	Coil, field, R. H. (distributor side of tractor) (sub. for 812406)
27	810601*	(-)	Shoe, pole (4 used)
28	1923194	(-)	Coil, field, L. H. (carburetor side of tractor) (sub. for 812407)
29	R 11104 R	(-)	Screw, pole shoe (4 used) (sub. for 1881869)
30	R 11087 R	(-)	Pin, dowel (sub. for 809593)
31	11H 231 A	(-)	Pin, cotter, 1/16" x 1"
32	1880254*	(-)	Pin, switch
33	1882323	(-)	Switch, complete with hardware
34	816911*	(-)	Insulation, switch side (2 used) (packed 2 in a pkg.)
35	14H 812 A	(-)	Nut, hex., 3/8"
36	12H 304 A	(-)	Washer, lock, 3/8"
37	24H 1303 A	(-)	Washer, plain, 13/32" x 11/16" x .060" (3 used)
38	821524	(-)	Stud, terminal
39	R 11099 R	(-)	Washer, insulating, large (2 used) (sub. for 1861076)
40	R 11107 R	(-)	Washer, insulating, small (2 used) (sub. for 1904669)
41	14H 732 A	(-)	Nut, hex. jam, 3/8"
42	R 11096 R	(-)	Washer, spacer (2 used) (sub. for 833602)
43	1872505	(-)	Armature
44	26H 10 A	(-)	Key, Woodruff, 5/32" x 5/8"
45	1848530	(-)	Head, drive
46	1860639	(-)	Spring, drive
47	805057*	(-)	Washer, lock (2 used) (packed 2 in a pkg.)
48	1850811*	(-)	Screw, head spring
49	1850810*	(-)	Screw, shaft spring
50	1855629	(-)	Gear and shaft, with service sleeve
51	1868804	(-)	Drive assembly
52	1908847	(-)	Housing, drive, with bushing
53	810620*	(-)	Bushing, drive housing
..	AM 793 T	(-)	Starting motor

*Parts provided to John Deere Branch Houses by John Deere Waterloo Tractor Works of Waterloo, Iowa.

GENERATOR
Delco-Remy No. 1101857



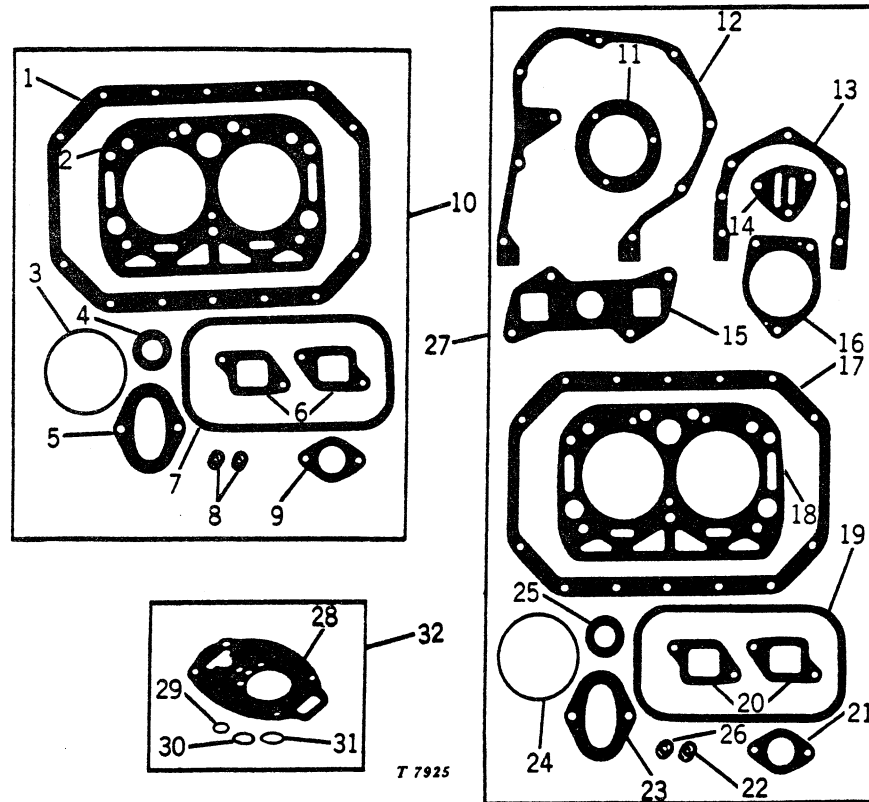
Key	Part No.	Serial No.	Description
1	1916748	(46883-)	Insulator, field coil (2 used) (packed 2 in a pkg.) (M)
	1916748	(14751-)	Insulator, field coil (2 used) (packed 2 in a pkg.) (MC)
	1916748	(10608-)	Insulator, field coil (2 used) (packed 2 in a pkg.) (MI)
	1916748	(30954-)	Insulator, field coil (2 used) (packed 2 in a pkg.) (MT)
2	820524*	(-)	Plate, cover
3	817220*	(-)	Gasket (packed 2 in a pkg.)
4	AA 3497 R	(-)	Bushing
5	1905673	(-)	Bolt, through (2 used)
6	12H 303 A	(-)	Washer, lock, 5/16" (2 used)
7	1908871	(-)	Frame, commutator end and pin assembly
8	21H 973 A	(-)	Screw, mach., No. 8 x 3/8" (3 used)
9	12H 315 A	(-)	Washer, lock, No. 8 (3 used) (sub. for A766R)
10	21H 983 A	(-)	Screw, mach., No. 10 x 5/8"
11	12H 246 A	(-)	Washer, lock, No. 10 (sub. for A767R)
12	E 2302 RT	(-)	Oiler (2 used)
13	804076	(-)	Wick, oil
14	1911097*	(-)	Plug, oil hole
15	R 11086 R	(-)	Pin, dowel (sub. for 809062)
16	R 11093 R	(-)	Pin, brush holder, stop (sub. for 817314)
17	R 11092 R	(-)	Pin, brush holder, hinge (sub. for 817313)
18	809698*	(-)	Plate, third brush
19	AR 11063 R	(-)	Pin and insulator, brush holder, hinge (sub. for 812016)
20	AR 11062 R	(-)	Pin and insulator, brush holder, stop (sub. for 812015)

GENERATOR -- Continued
Delco-Remy No. 1101857

Key	Part No.	Serial No.	Description
21	817532*	(-)	Clamp, third brush plate
22	809644*	(-)	Spring, brush, third and ground (2 used)
23	809642*	(-)	Holder, brush (3 used)
24	1880998*	(-)	Brush, third and main (sub. for 1880225 and 1906939)
25	809551*	(-)	Washer (3 used)
26	12H 314 A	(-)	Washer, lock, No. 6 (3 used) (sub. for A765R)
27	451608*	(-)	Screw, brush (3 used)
28	21H 961 A	(-)	Screw, mach., No. 6 x 3/16" (2 used)
29	12H 314 A	(-)	Washer, lock, No. 6 (2 used) (sub. for 1904377)
30	14H 608 A	(-)	Nut, hex., No. 12 (4 used)
31	12H 316 A	(-)	Washer, lock, No. 12 (4 used) (sub. for A3011R)
32	A 3031 R	(-)	Washer, terminal stud (2 used)
33	R 11098 R	(-)	Washer, insulating (2 used) (sub. for 1858753)
34	1858754*	(-)	Terminal stud and lead assembly
35	200182*	(-)	Clip, terminal
36	809824*	(-)	Washer, spring, ground lead pin, third brush plate
37	809614*	(-)	Pin, ground lead, third brush plate
38	1905671	(-)	Armature
39	1905668	(-46882)	Sub. two 1916747, one 1916744 and two 1916748 (M)
	1905668	(-14750)	Sub. two 1916747, one 1916744 and two 1916748 (MC)
	1905668	(-10607)	Sub. two 1916747, one 1916744 and two 1916748 (MI)
	1905668	(-30953)	Sub. two 1916747, one 1916744 and two 1916748 (MT)
	1916744	(46883-)	Coils, field, right and left hand (M)
	1916744	(14751-)	Coils, field, right and left hand (MC)
	1916744	(10608-)	Coils, field, right and left hand (MI)
	1916744	(30954-)	Coils, field, right and left hand (MT)
40	1887590	(-46882)	Sub. two 1916747, one 1916744 and two 1916748 (M)
	1887590	(-14750)	Sub. two 1916747, one 1916744 and two 1916748 (MC)
	1887590	(-10607)	Sub. two 1916747, one 1916744 and two 1916748 (MI)
	1887590	(-30953)	Sub. two 1916747, one 1916744 and two 1916748 (MT)
	1916747	(46883-)	Shoe, pole (2 used) (M)
	1916747	(14751-)	Shoe, pole (2 used) (MC)
	1916747	(10608-)	Shoe, pole (2 used) (MI)
	1916747	(30954-)	Shoe, pole (2 used) (MT)
41	1858749*	(-)	Stud, terminal
42	1880998*	(-)	Brush, main and third (sub. for 1836664)
43	809688*	(-)	Lead, brush, ground
44	809658*	(-)	Spring, insulated main brush
45	21H 986 A	(-)	Screw, mach., No. 10 x 1-1/4"
46	14H 631 A	(-)	Nut, hex., No. 10
47	1872638*	(-)	Band, cover
48	R 11097 R	(-)	Screw, pole shoe (2 used) (sub. for 1843646)
49	R 11087 R	(-)	Pin, dowel (sub. for 809593)
50	1904829*	(-)	Screw (3 used)
51	12H 246 A	(-)	Washer, lock, No. 10 (3 used) (sub. for A3009R)
52	R 11109 R	(-)	Plate, retainer (sub. for 1911263)
53	R 11110 R	(-)	Gasket (sub. for 1912008)
54	R 11088 R	(-)	Washer, spacer (sub. for 809945)
55	JD 7180 R	(-)	Bearing, ball
56	R 11094 R	(-)	Plate (sub. for 819104)
57	R 11089 R	(-)	Washer, felt (sub. for 809961)
58	817224*	(-)	Collar, spacer
59	1908869	(-)	Frame, drive end, with oiler
60	26H 72 A	(-)	Key, Woodruff, 1/8" x 5/8"
61	AM 351 T	(-)	Pulley, generator drive (sub. for AM740T)
62	T 10745 T	(-)	Washer, spring (sub. for 804000)
63	806915*	(-)	Nut, hex.
64	19H 2024 A	(-)	Screw, cap, 5/16" x 1-1/2"
65	19H 1813 A	(-)	Screw, cap, 5/16" x 5/8"
66	12H 303 A	(-)	Washer, lock, 5/16" (2 used)
67	L 1183 T	(-)	Washer, special
68	M 245 T	(-)	Link, generator adjusting
69	14H 812 A	(-)	Nut, hex., 3/8" (2 used)
70	12H 304 A	(-)	Washer, lock, 3/8" (2 used)
71	M 386 T	(-)	Stud, pivot
72	19H 1697 A	(-)	Screw, cap, 3/8" x 4"
73	14H 785 A	(-)	Nut, hex., 5/16"
74	1916748	(-)	Insulator, field coil (2 used)
..	AM 3821 T	(-)	Generator, complete, less pulley (sub. for AM741T)

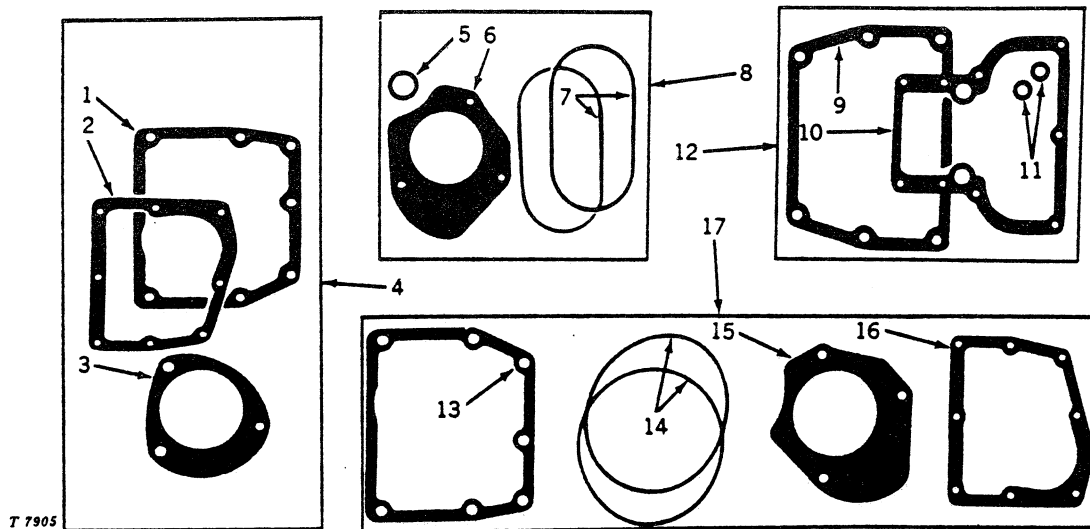
*Parts provided to John Deere Branch Houses by John Deere Waterloo Tractor Works of Waterloo, Iowa.

ENGINE TUNE-UP, OVERHAUL, AND CARBURETOR GASKET SETS



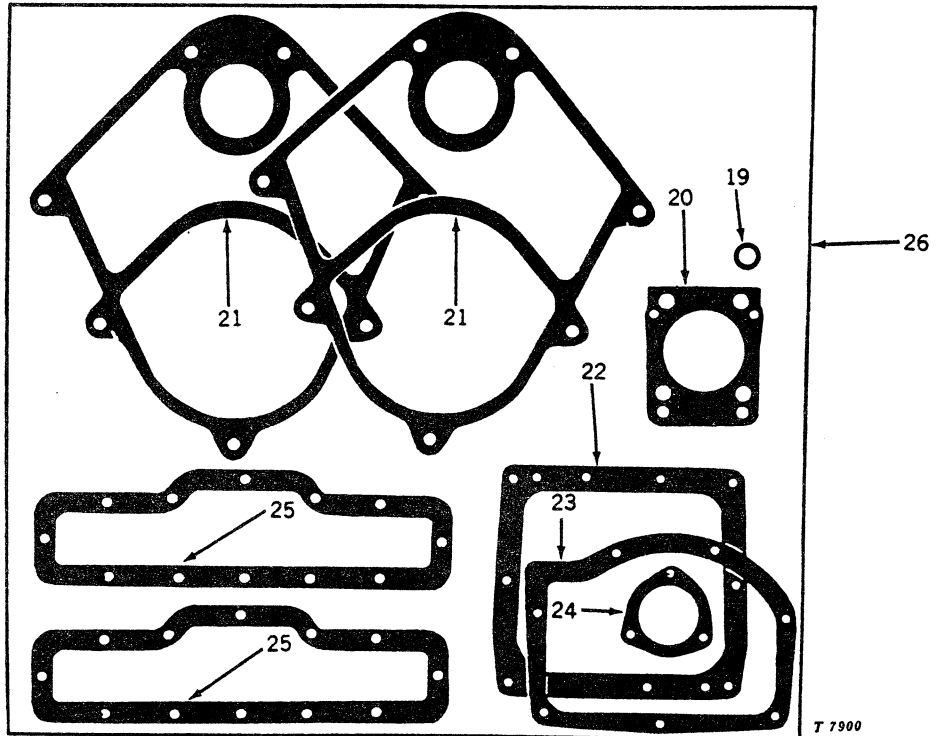
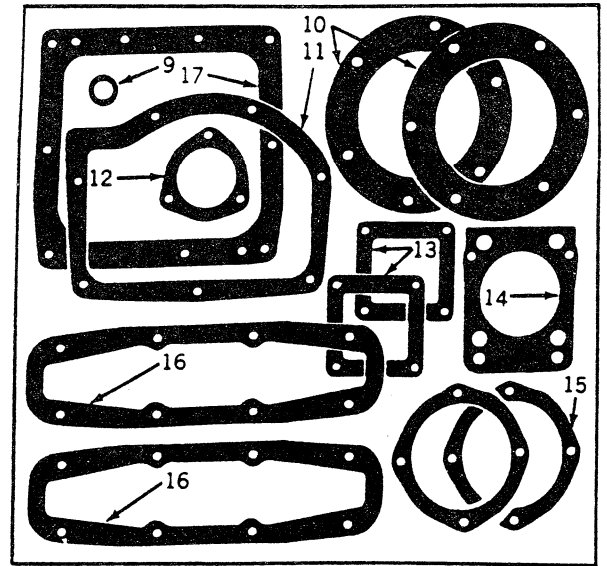
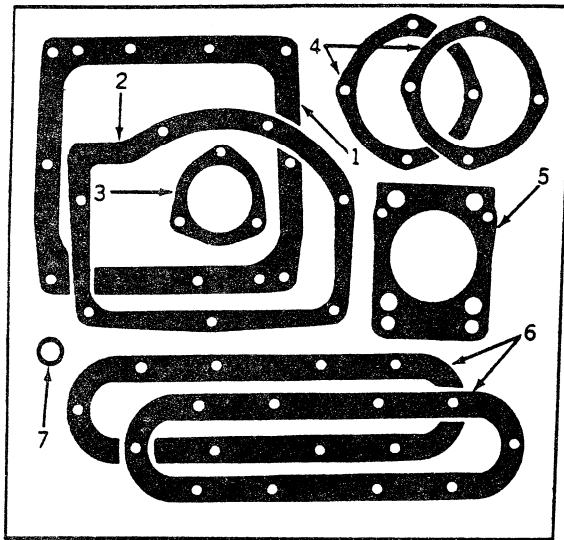
Key	Part No.	Serial No.	Description
1	M 85 T	(-)	Gasket, oil pan (packed 3 in a pkg.)
2	AM 240 T	(-)	Gasket, cylinder head (packed 3 in a pkg.)
3	M 96 T	(-)	Gasket, oil filter case (packed 3 in a pkg.)
4	F 2632 R	(-)	Gasket, distributor to cylinder block (sub. for M414T)
5	M 264 T	(-)	Gasket, lower water elbow
6	M 262 T	(-)	Gasket, water outlet manifold (2 used) (packed 2 in a pkg.)
7	M 230 T	(-)	Gasket, rocker arm cover (packed 5 in a pkg.)
8	M 282 T	(-)	Seal, rocker arm cover stud (2 used) (packed 2 in a pkg.)
9	M 410 T	(-)	Gasket, carburetor to manifold
10	AM 808 T	(-)	Gasket set for engine tune-up
11	L 4152 T	(-)	Gasket, crankshaft front oil seal plate
12	M 111 T	(-)	Gasket, gear cover
13	M 19 T	(-)	Gasket, crankshaft rear oil seal plate
14	M 97 T	(-)	Gasket, oil filter to cylinder block
15	M 1861 T	(-)	Gasket, manifold to cylinder head (packed 3 in a pkg.)
16	M 276 T	(-)	Gasket, governor case to gear cover (packed 2 in a pkg.)
17	M 85 T	(-)	Gasket, oil pan (packed 3 in a pkg.)
18	AM 240 T	(-)	Gasket, cylinder head (packed 3 in a pkg.)
19	M 230 T	(-)	Gasket, rocker arm cover (packed 5 in a pkg.)
20	M 262 T	(-)	Gasket, water outlet manifold (2 used) (packed 2 in a pkg.)
21	M 410 T	(-)	Gasket, carburetor to manifold
22	M 282 T	(-)	Seal, rocker arm cover stud (2 used) (packed 2 in a pkg.)
23	M 264 T	(-)	Gasket, lower water elbow
24	M 96 T	(-)	Gasket, oil filter case (packed 3 in a pkg.)
25	F 2632 R	(-)	Gasket, distributor to cylinder block (sub. for M414T)
26	T 13213 T	(-)	Washer, aluminum (sub. for M1038T)
27	AM 2153 T	(-)	Gasket set for engine overhaul
28	16A-41	(-)	Gasket, throttle body to bowl (packed 5 in a pkg.)
29	16-4	(-)	Gasket, float valve seat
30	16-456	(-)	Gasket, main nozzle
31	16-47	(-)	Gasket, main adjustment needle seat (2 used)
32	16-654	(-)	Gasket set for carburetor

TOUCH-O-MATIC SYSTEM GASKET SETS



Key	Part No.	Serial No.	Description
1	M 560 T	(-32883)	Gasket, touch-o-matic valve housing to rockshaft housing
2	M 546 T	(-32883)	Gasket, touch-o-matic valve housing cover
3	M 506 T	(-32883)	Gasket, touch-o-matic pump to gear cover
4	AM 807 T	(-32883)	Gasket set for Model M touch-o-matic system
5	T 13213 T	(32884-)	Washer, aluminum (sub. for M1038T)
6	M 1039 T	(32884-)	Gasket, touch-o-matic pump to gear cover (packed 2 in a pkg.)
7	T 16572 T	(32884-)	Ring, sealing, touch-o-matic pump (2 used) (sub. for M1030T)
8	AM 1149 T	(32884-)	Gasket set for touch-o-matic pump
9	M 1115 T	(-)	Gasket, touch-o-matic rockshaft housing to cylinder and valve housing
10	M 1117 T	(-)	Gasket, touch-o-matic cylinder and valve housing to front cover (packed 2 in a pkg.)
11	M 3150 T	(-)	Seal, cylinder and valve housing cover (2 used) (packed 5 in a pkg.)
12	AM 1148 T	(-)	Gasket set for Model MI and MT touch-o-matic
13	M 560 T	(32884-)	Gasket, touch-o-matic valve housing to rockshaft housing
14	T 16572 T	(32884-)	Ring, sealing, touch-o-matic pump (2 used) (sub. for M1030T)
15	M 1039 T	(32884-)	Gasket, touch-o-matic pump to gear cover (packed 2 in a pkg.)
16	M 546 T	(32884-)	Gasket, touch-o-matic valve housing cover
17	AM 1233 T	(32884-)	Gasket set for Model M touch-o-matic system

TRANSMISSION AND FINAL DRIVE GASKET SETS



TRANSMISSION AND FINAL DRIVE GASKET SETS -- Continued

Key	Part No.	Serial No.	Description
1	T 12840 T	(-)	Gasket, transmission case rear cover (sub. for M174T)
2	M 186 T	(-)	Gasket, transmission case top cover (packed 5 in a pkg.)
3	M 159 T	(-)	Gasket, output shaft cover
4	M 214 T	(-)	Gasket, axle shaft bearing quill to final drive housing (2 used)
5	M 175 T	(-)	Gasket, pulley hole cover or belt pulley to transmission case
6	M 215 T	(-)	Gasket, final drive oil pan to final drive housing (2 used)
7	L 754 T	(-)	Gasket, power shaft poppet holder
8	AM 806 T	(-)	Gasket set for Model M and MI transmission and final drives
9	L 754 T	(-)	Gasket, power shaft poppet holder
10	M 811 T	(-)	Gasket, ring gear hub bearing quill (2 used) (packed 3 in a pkg.)
11	M 186 T	(-)	Gasket, transmission case top cover (packed 5 in a pkg.)
12	M 159 T	(-)	Gasket, output shaft cover
13	M 1487 T	(-)	Gasket, steering clutch housing cover (2 used) (packed 2 in a pkg.)
14	M 175 T	(-)	Gasket, pulley hole cover or belt pulley to transmission case
15	M 214 T	(-)	Gasket, axle shaft bearing quill to final drive housing (2 used)
16	M 947 T	(-)	Gasket, final drive oil pan to final drive housing (2 used) (packed 5 in a pkg.)
17	T 12840 T	(-)	Gasket, transmission case rear cover (sub. for M174T)
18	AT 14913 T	(-)	Gasket set for Model MC transmission and final drive (sub. for AM1150T and AM3583T)
19	L 754 T	(-)	Gasket, power shaft poppet holder
20	M 175 T	(-)	Gasket, pulley hole cover or belt pulley to transmission case
21	M 1013 T	(-)	Gasket, final drive to transmission case (2 used)
22	T 12840 T	(-)	Gasket, transmission case rear cover (sub. for M174T)
23	M 186 T	(-)	Gasket, transmission case top cover (packed 5 in a pkg.)
24	M 159 T	(-)	Gasket, out-put shaft cover
25	M 1009 T	(-)	Gasket, final drive oil pan to housing
26	AM 1147 T	(-)	Gasket set for Model MT transmission and final drive

DECALCOMANIAS

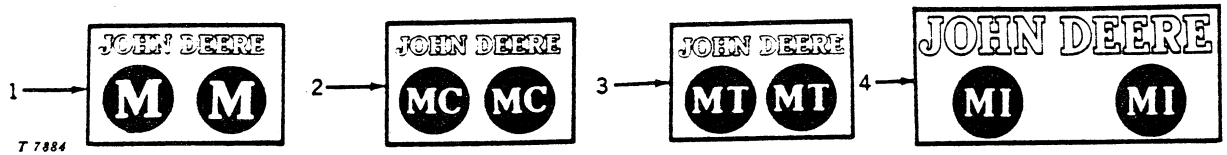


T 7894

DECALCOMANIAS -- Continued

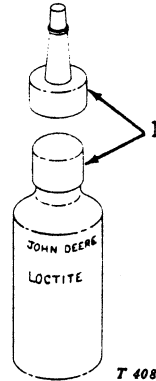
Key	Part No.	Serial No.	Description
1	JD 251 R	(-)	Decal, "John Deere" for sides of hood (2 used) (packed 5 in a pkg.) (M, MC, MT)
	JD 237 R	(-)	Decal, "John Deere" for sides of hood and tool box (3 used) (packed 5 in a pkg.) (MI)
2	A 5176 R	(-)	Decal, "Be Careful" for back of seat (packed 5 in a pkg.)
3	M 2988 T	(-)	Decal, "Servicing Instruction" for breather caps (2 used MT, M) (1 used MC, MI)
4	A 5177 R	(-)	Decal, "Be Careful" for power shaft shield (packed 5 in a pkg.)
5	T 14653 T	(-)	Decal, "Servicing Instruction" for air cleaner (M, MC, MT)
	T 14668 T	(-)	Decal, "Servicing Instructions" for air cleaner (MI)
6	M 3388 T	(-)	Decal, "Touch-O-Matic" for control quadrant
7	M 763 T	(-)	Decal, "Model Designation" for sides of grille (2 used) (M)
8	M 652 T	(-)	Decal, "Caution" for left side of drawbar (M, MT)
9	M 3802 T	(-)	Decal, "Servicing Instructions" for inside of battery box cover (M, MI, MT)
	M 3386 T	(-)	Decal, "Servicing Instructions" for inside of battery box cover (MC)
10	JD 261 R	(-)	Decal, "Leaping Deer" for instrument panel (packed 5 in a pkg.) (M, MC, MT)
	JD 5202 R	(-)	Decal, "Leaping Deer" for instrument panel (packed 5 in a pkg.) (MI)
11	JD 250 R	(-)	Decal, "John Deere" for center of grille (packed 5 in a pkg.) (M, MC, MT)
	M 1255 T	(-)	Decal, "John Deere" for center of grille (MI)
12	M 1541 T	(-)	Decal, "Three-way Valve" for instrument panel (all-fuel engine) (not included in decal kit)
13	M 2989 T	(-)	Decal, "Dual Touch-O-Matic" for control quadrant (MI, MT)
14	M 1066 T	(-)	Decal, "Model Designation" for sides of grille (2 used) (MC)
15	M 1254 T	(-)	Decal, "Model Designation" for sides of grille (2 used) (MI)
16	M 1170 T	(-)	Decal, "Model Designation" for sides of grille (2 used) (MT)
..	AM 3737 T	(-)	Decalcomania kit (includes all decals shown above) (sub. for AM503T, AM1154T and AM1158T) (M, MC, MT)
..	AM 1274 T	(-)	Decalcomania kit (includes all decals shown above) (MI)

GRILLE DECALCOMANIA



Key	Part No.	Serial No.	Description
1	AM 3173 T	(-)	Decalcomania kit for grille (M)
2	AM 3174 T	(-)	Decalcomania kit for grille (MC)
3	AM 3176 T	(-)	Decalcomania kit for grille (MT)
4	AM 3175 T	(-)	Decalcomania kit for grille (MI)

LOCTITE SEALANT



Key	Part No.	Serial No.	Description
1	AT 14264 T	(-)	Sealant, Loctite (approx. 2 fl. oz.) (packed 5 in a pkg.)
	AT 14927 T	(-)	Sealant, Loctite (2 cc tube) (packed 10 in a pkg.)

OPERATOR'S MANUALS (Not Illustrated)

Part No.	Serial No.	Description
OM-TM3	(-)	Manual, operator's, Model M Tractor
OM-TMC2	(-)	Manual, operator's, Model MC Tractor
OM-TMI1	(-)	Manual, operator's, Model MI Tractor
OM-TMT2	(-)	Manual, operator's, Model MT Tractor

Part No.	Page Key	Part No.	Page Key	Part No.	Page Key	Part No.	Page Key
L 756 T	100- 9 40	L 4367 T	20- 4 13	M 53 T	45- 3 35	M 140 T	35- 5 5
L 768 T	10- 7 23	L 4368 T	20- 4 11	M 53 T	45- 5 38	M 141 T	35- 5 6
L 852 T	15- 3 3	L 4381 T	45- 3 29	M 54 T	45- 3 30	M 143 T	35- 5 10
L 853 T	15- 2 4	L 4381 T	45- 5 36	M 54 T	45- 5 37	M 144 T	35- 5 11
L 853 T	15- 3 15	L 4382 T	45- 3 29	M 55 T	45- 3 15	M 145 T	35- 5 12
L 853 T	30- 4 7	L 4382 T	45- 5 36	M 55 T	45- 5 22	M 146 T	35- 5 13
L 853 T	60-16 25	L 4383 T	45- 3 29	M 56 T	10- 5 27	M 147 T	35- 5 14
L 853 T	60-17 33	L 4383 T	45- 5 36	M 57 T	30- 4 11	M 148 T	35- 5 14
L 885 T	25- 2 28	L 4416 T	55- 1 2	M 59 T	10- 8 12	M 149 T	35- 5 14
L 886 T	25- 2 29	L 4576 T	20- 2 25	M 60 T	20- 4 5	M 150 T	35- 5 33
L 908 T	20- 4 14	L 4620 T	70- 3 23	M 60 T	20- 5 5	M 150 T	35- 6 17
L 985 T	15- 4 24	L 4620 T	70- 5 22	M 61 T	30- 2 5	M 150 T	35- 7 17
L 987 T	15- 4 25	L 4620 T	70- 7 20	M 62 T	80- 1 8	M 150 T	35- 8 22
L 1081 T	20- 5 22	L 4620 T	70- 9 21	M 63 T	20- 2 27	M 151 T	35- 5 37
L 1143 T	50- 4 13	L 4620 T	70-11 23	M 65 T	35- 3 17A	M 152 T	35- 5 38
L 1147 T	20- 4 3	L 4620 T	70-13 6	M 67 T	10- 7 3	M 153 T	35- 5 39
L 1183 T	25- 2 7	L 4622 T	70- 3 25	M 72 T	10- 5 16	M 154 T	35- 5 40
L 1183 T	60- 9 13	L 4622 T	70- 5 24	M 73 T	10- 9 10	M 155 T	35- 5 41
L 1183 T	60-11 34	L 4622 T	70- 7 22	M 74 T	10- 5 14	M 155 T	35-11 9
L 1183 T	90- 2 3	L 4622 T	70- 9 23	M 75 T	10- 9 2	M 156 T	35- 5 41
L 1183 T	100- 9 51	L 4622 T	70-11 25	M 76 T	10- 5 17	M 156 T	35-11 9
L 1183 T	100-13 67	L 4622 T	70-13 4	M 80 T	10- 9 15	M 157 T	35- 5 41
L 1196 T	60- 4 18	L 4624 T	70- 3 8	M 81 T	10- 5 10	M 157 T	35-11 9
L 1198 T	10- 7 36	L 4624 T	70- 7 16	M 85 T	10- 3 20	M 159 T	35- 5 45
L 1198 T	30- 7 8	L 4667 T	35- 9 11	M 85 T	60- 2 19	M 159 T	105- 5 3
L 1198 T	60- 2 32	L 4667 T	60- 9 2	M 85 T	105- 2 1	M 159 T	105- 5 12
L 1198 T	60- 9 17	L 4667 T	60-11 4	M 85 T	105- 2 17	M 159 T	105- 5 24
L 1198 T	90- 2 6	L 4668 T	85- 2 10	M 88 T	10- 8 8	M 160 T	35- 5 46
L 1199 T	25- 2 21	L 4785 T	20- 4 14	M 90 T	10- 8 5	M 161 T	35- 6 13
L 4027 T	35-12 3			M 91 T	10- 8 4	M 161 T	35- 7 14
L 4035 T	35-12 2			M 93 T	10- 8 2	M 162 T	35- 6 3
L 4043 T	30- 5 25	M		M 94 T	10- 8 1	M 162 T	35- 7 3
L 4115 T	10- 7 19	M 2 D	90- 6 13	M 95 T	10- 8 9	M 163 T	35- 6 2
L 4121 T	10- 3 15	M 4 T	85- 1 25	M 96 T	10- 8 10	M 163 T	35- 7 2
L 4122 T	10- 9 3	M 6 T	85- 1 25	M 96 T	105- 2 3	M 164 T	35- 6 1
L 4126 T	10- 7 29	M 7 T	30- 6 3	M 96 T	105- 2 24	M 164 T	35- 7 1
L 4126 T	35- 3 6	M 11 T	10- 5 43	M 97 T	10- 8 11	M 165 T	35- 6 12
L 4126 T	60- 3 3	M 12 T	10- 5 35	M 97 T	105- 2 14	M 165 T	35- 7 15
L 4128 T	10- 3 32	M 13 T	10- 5 34	M 98 T	10- 3 19	M 166 T	35- 5 33
L 4128 T	10- 7 15	M 14 T	35- 3 22	M 100 T	10- 5 29	M 166 T	35- 6 17
L 4128 T	15- 5 21	M 14 T	70-11 2	M 101 T	10- 5 30	M 166 T	35- 7 17
L 4128 T	60- 2 30	M 14 T	70-13 28	M 102 T	10- 5 21	M 167 T	35- 6 8
L 4129 T	10- 3 33	M 14 T	70-14 1	M 105 T	10- 5 22	M 167 T	85- 1 1
L 4129 T	10- 7 16	M 16 T	10- 7 24	M 108 T	10- 3 9	M 168 T	35- 6 8
L 4129 T	15- 5 22	M 17 T	10- 7 33	M 108 T	10- 5 45	M 168 T	70- 1 1
L 4152 T	10- 7 20	M 17 T	45- 5 8	M 111 T	10- 3 34	M 168 T	85- 1 1
L 4152 T	60- 2 26	M 18 T	10- 7 30	M 111 T	10- 7 13	M 169 T	35- 6 8
L 4152 T	105- 2 11	M 19 T	10- 7 27	M 111 T	60- 2 24	M 169 T	85- 1 1
L 4158 T	15- 5 13	M 19 T	105- 2 13	M 111 T	105- 2 12	M 170 T	35- 3 26
L 4161 T	10- 7 17	M 21 T	30- 5 17	M 112 T	10- 5 42	M 171 T	35- 3 2
L 4168 T	30- 2 7	M 22 T	10- 5 40	M 113 T	35- 3 18	M 173 T	35- 3 31
L 4176 T	15- 5 5	M 23 T	30- 4 15	M 114 T	35- 3 25	M 174 T	35- 3 16
L 4176 T	60- 9 23	M 26 T	10- 3 23	M 115 T	35- 9 14	M 174 T	105- 5 1
L 4177 T	15- 5 19	M 27 T	10- 5 31	M 116 T	35- 5 36	M 174 T	105- 5 17
L 4183 T	10- 5 3	M 28 T	30- 2 12	M 117 T	35- 5 36	M 174 T	105- 5 22
L 4183 T	15- 5 4	M 29 T	10- 7 5	M 118 T	35- 5 36	M 175 T	35- 3 15
L 4183 T	60- 9 22	M 30 T	10- 5 24	M 119 T	35- 9 18	M 175 T	35-11 1
L 4183 T	60-11 19	M 35 T	10- 7 4	M 120 T	35- 9 1	M 175 T	105- 5 5
L 4187 T	10- 7 32	M 38 T	10- 9 8	M 121 T	35- 9 9	M 175 T	105- 5 14
L 4188 T	15- 5 15	M 39 T	10- 9 11	M 122 T	35- 9 16	M 175 T	105- 5 20
L 4197 T	15- 4 14	M 40 T	10- 5 23	M 123 T	35- 9 21	M 176 T	35-12 13
L 4197 T	15- 5 1	M 41 T	10- 7 7	M 124 T	35- 9 19	M 177 T	35-12 14
L 4201 T	20- 4 21	M 42 T	35-11 7	M 127 T	35- 9 6	M 178 T	35-12 10
L 4201 T	20- 5 12	M 43 T	35-11 28	M 128 T	35- 9 15	M 179 T	35-12 15
L 4223 T	30- 7 5	M 44 T	35-11 5	M 129 T	35- 9 13	M 180 T	35-12 16
L 4223 T	90- 3 16	M 45 T	35- 3 27	M 130 T	35- 5 26	M 181 T	35-12 18
L 4232 T	10- 9 5	M 46 T	35-12 7	M 131 T	35- 5 22	M 182 T	35-12 17
L 4233 T	10- 9 7	M 47 T	35- 5 15	M 132 T	35- 5 24	M 183 T	35-12 19
L 4256 T	10- 3 36	M 48 T	35- 6 7	M 133 T	35- 5 25	M 184 T	35-12 4
L 4263 T	10- 3 35	M 48 T	85- 1 2	M 134 T	35- 5 27	M 185 T	35- 9 2
L 4265 T	15- 5 10	M 49 T	10- 5 36	M 135 T	35- 5 21	M 186 T	35-12 8
L 4266 T	15- 4 8	M 50 T	15- 5 11	M 136 T	35- 5 30	M 186 T	105- 5 2
L 4266 T	15- 5 20	M 51 T	45- 3 22	M 137 T	35- 5 30	M 186 T	105- 5 11
L 4353 T	100- 5 7	M 52 T	45- 2 3	M 138 T	35- 5 30	M 186 T	105- 5 23
L 4366 T	20- 4 12			M 139 T	35- 5 3	M 187 T	35-11 23

NUMERICAL INDEX
Tractors -- M Series

110-13

Part No.	Page Key	Part No.	Page Key	Part No.	Page Key	Part No.	Page Key
T 18453 T	35- 5 33						
T 18453 T	35- 6 17						
T 18453 T	35- 7 17						
T 18453 T	35- 8 22						
TE							
TE	20 YT 95- 3 36						
TE	22 YT 95- 2 14						
TE	23 YT 95- 3 31						
TE	24 YT 55- 7 46						
TE	24 YT 95- 1 1						
TE	25 YT 95- 2 17						
TE	29 YT 95- 1 6						
TE	30 YT 95- 1 12						
TE	31 YT 95- 1 13						
TE	35 YT 95- 1 10						
TE	38 YT 95- 1 7						
TE	45 YT 95- 2 2						
TE	46 YT 95- 2 5						
TE	201 YT 95- 3 13						
TE	203 YT 95- 3 12						
TE	207 YT 95- 3 11						
TE	208 YT 95- 3 14						
TE	209 YT 95- 3 3						
TE	217 YT 95- 2 21						
TE	219 YT 95- 2 19						
TE	221 YT 95- 3 26A						
TE	222 YT 95- 3 30A						
TE	225 YT 95- 2 11						
TE	231 YT 95- 3 26B						
TE	232 YT 95- 3 30B						
TE	234 YT 95- 3 29B						
TE	235 YT 95- 2 11						
TE	239 YT 95- 3 8						
TE	259 YT 55- 7 18						
TE	259 YT 65- 7 13						
TE	263 YT 65- 7 2						
TE	265 YT 65- 7 8						
TE	273 YT 65- 7 19						
TE	277 YT 65- 7 21						
TE	279 YT 90- 3 9						
TE	281 YT 90- 3 6						
TE	283 YT 95- 3 7						
TE	295 YT 95- 2 8						
TE	297 YT 95- 3 24						
TE	433 YT 95- 1 15						
TE	436 YT 55- 7 19						
TE	436 YT 65- 7 14						
TE	744 YT 95- 2 20						
TE	745 YT 95- 2 4						
TE	746 YT 95- 2 20						
TE	797 YT 95- 2 10A						
TM3	105- 8 ..						
TMC2	105- 8 ..						
TMI1	105- 8 ..						
TMT2	105- 8 ..						